

September 4, 2020

Merry Christmas!

Don't send letters....I'm not the first to welcome Christmas.

This first ad I saw on tv was for John Deere tractors, of all things, on August 31. Remember the old rule, never wear white after Labor Day? I thought there was an unwritten rule to never have Christmas ads before....at a minimum Labor Day. But not any more I guess. I have since seen Hallmark ads for its Christmas line up, but Hallmark is different. They typically do Christmas all year round. I have a feeling that this year things are going to be different regarding Christmas: Earlier and more often-meaning the ads.

And speaking of snow, our temps are supposed to plummet next week, but I'm guessing we won't get snow because we can't even get rain. But take your tomato plants in, just in case. We'll probably be below freezing. But this news comes from Weather Nation, the alternate weather channel to the Weather Channel, and lately I've become a little skeptical of the reliability of the forecasters. I've long ago given up watching the Weather Channel, mainly because they report on everything but the weather. I prefer the Weather Nation because they only report on weather. But recently the weather woman commented on a photo of the setting sun that she said was from California, but then said she didn't know whether it was a sunset pic or a sunrise pic. Think about that for 2 seconds.

Under the category of things you didn't know existed: Star Trek wines. There is even a line of vodka. In case you're interested, there are two new vintages out in the "fleet": a 2018 Klingon Bloodwine Cabernet Sauvignon and a United Federation of Planets Special Reserve 2019 Sauvignon Blanc.

Or Ketchup flavored candy canes, selling 6 for \$5.50. Not the first unusual flavor for Archie McPhee, which has in the past made candy canes in mac & cheese and Kale flavors. I get doing weird flavors in jelly beans. There is a whole movie franchise to support those beans. And jelly beans are small. Candy canes, much bigger. Somehow I think that makes a difference.

Under the category of things I don't want to see: Rachel Welch, who is 79, apparently has some new bikini photos. The caption says "At 79, Rachel Welch upsized her bikini, see photos." I'm not sure I want to know what that means or see the pics.

But the real news of the week belongs to Queen Elizabeth. She has an estate in King's Lynn, Norfolk-okay, none of knows where that is and we all know she has lots of estates every where. But she is setting up her gardens (60 acres worth) for drive-in movie night. Each car will cost about \$35 and there will be street vendors selling food. You can also upgrade your ticket for about \$9 and get a deck chair, table, popcorn all set up next to your car. Films to be shown will include 1917, Rocketman, Toy Story, The Greatest Showman, Moana, Grease, A Star Is Born and Bohemian Rhapsody. If you think about it, \$39 is cheap for a family of 5 to go to the movies these days given regular ticket prices are \$8-\$10, plus \$25 for one person to get a drink and popcorn. A family can spend \$100 at the movies very easily. I'm kidding, of course. \$75 is probably more likely. And actually, that is about what the Bison Ranch is charging for its drive-in movie night--\$8 per person (\$5 for a kid) and it's showing Harry Potter, Shrek, Madagascar & the Notebook. But no popcorn. So that will keep the cost down.

So you go Queen Elizabeth! Way to look after your people during these hard times!

"Wait a minute," said Becca. I knew I couldn't get away from her interrupting the flow of this story. "It doesn't get dark until after 7:30 or 8 these days," she said. "If the cartoons don't start until 8:30, isn't that past bedtime? Weren't drive-in movies only supposed to operate during the summer, not during the school year? And what happens next week when it snows and is cold? Is everyone supposed to sit in cars, running heaters? Isn't that dangerous? And why does it cost the same as a regular movie theater? Aren't you bringing your own brick & mortar building with you and they're just supplying the audio? How is that fair...."

"Say goodnight, Becca."

"Good night Becca."

---

## WHAT'S NEW!!


We also have new patterns and books (Buttermilk Basin), wonder clips, bias strip makers, flower head pins, curved safety pins, Zirkel pin cushion, applique sheets, and a variety of new embroidery patterns, including the owls, various Halloween and Christmas patterns.

More patterns and notions, including the Warm Hands wool felt ornaments. About 14 bolts of white on white, that I won't put in the newsletter, because they will all look, well, white on white. But there are at least 4 Christmas patterns, some basic patterns (flowers, geometrics), and some "spring" patterns.






From Alexander Henry:



From Northcott:









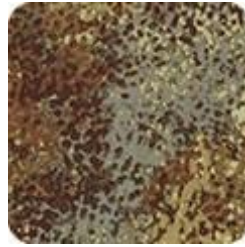
From Henry Glass and Benartex




From Hoffman, Michael Miller





From Robert Kaufman:






From 3 Wishes:







From Quilting Treasures:








From Henry Glass:




flannel




flannel




flannel





From Hoffman:















From Northcott:







From Moda:




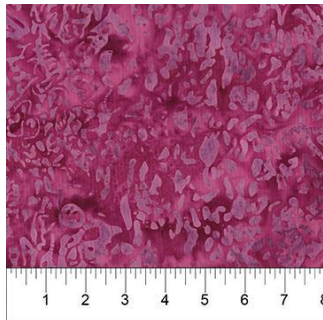
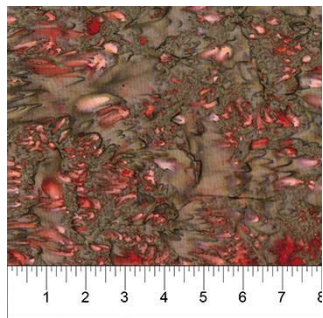

36" X 54"



54" x 65"

Northcott:







## SEPTEMBER 2020

Sunday	Monday	Tuesday	Wednesday	Thursday	Friday	Saturday
		1 Hand work Club 2-4 Long Arm Rental Day Full Moon	2	3	4	5 BOM 10:30 Zootropolis 1-5
6 Closed	7 Labor Day	8 Hand work Club 2-4 Long Arm Rental Day	9 Knit Pickers' Club 3-7	10	11	12 Embroidery Club 10-noon Christmas Club 1-4
13 Beginning Quilting 1-4	14	15 Hand work Club 2-4 Long Arm Rental Day	16	17	18	19 Funky Hearts Noon-5
20 Beginning Quilting 1-4	21	22 Hand work Club 2-4 Long Arm Rental Day	23 Knit Pickers' Club 3-7	24	25	26 Elizabeth Hartman quilts Noon-5
27 Beginning Quilting 1-4	28	29 Hand work Club 2-4 Long Arm Rental Day	30	Color of the month: orange		

# OCTOBER 2020

Sun	Mon	Tues	Wed	Thurs	Friday	Sat
	<b>Color of the month: green</b>			1	2 Full Moon	3 BOM 10:30 Moonshine Halloween 1-5
4  Closed	5	6 Hand work Club 2-4  Long Arm Rental Day	7 Knit Pickers' Club 3-7	8	9	10 Embroidery Club 10-noon Christmas Club 1-4
11 Beginning Quilting 1-4	12 Strip Stacks, noon-5 Columbus Day	13 Hand work Club 2-4 Long Arm Rental Day	14	15	16	17 Paper Pieced Christmas Tree Noon-5
18 Beginning Quilting 1-4	19	20 Hand work Club 2-4 Long Arm Rental Day	21 Knit Pickers' Club 3-7	22	23	24 String Quilt Noon-5
25 Beginning Quilting 1-4	26	27 Hand work Club 2-4 Long Arm Rental Day	28	29	30	31 Halloween Full Moon



# NOVEMBER 2020

Sun	Mon	Tues	Wed	Thurs	Friday	Sat
1  <b>Closed</b>	2	3  Hand work Club 2-4 Long Arm Rental Day	4	5	6	7  BOM 10:30  Precut for Christmas 1-5
8  Beginning Quilting 1- 4	9	10  Hand work Club 2-4 Long Arm Rental Day	11  Knit Pickers' Club 3-7 Veterans Day	12	13	14  Embroidery Club 10-noon Christmas Club 1-4
15  Beginning Quilting 1- 4	16	17  Hand work Club 2-4 Long Arm Rental Day	18	19	20	21  Christmas Tree (not paper pieced) Noon-5
22  Binding 1- 4	23	24  Hand work Club 2-4 Long Arm Rental Day	25  Knit Pickers' Club 3-7	26  Thanksgiving Day Closed	27  <b>Black Friday Sale</b>	28  Shop Small Business Sale
29  Shop Small Business Sale	30  Full Moon	Color of the month: flannels				

# DECEMBER 2020

Sun	Mon	Tues	Wed	Thurs	Friday	Sat
		1	2	3	4	5
	Color of the month: red	Hand work Club 2-4 Long Arm Rental Day				BOM 10:30 Let's Do Christmas! 1-5
6	7	8	9	10	11	12
Closed		Hand work Club 2-4 Long Arm Rental Day	Knit Pickers' Club 3-7			Embroidery Club 10-noon Christmas Club 1-4
13	14	15	16	17	18	19
		Hand work Club 2-4 Long Arm Rental Day				
20	21	22	23	24	25	26
		Hand work Club 2-4 Long Arm Rental Day	Knit Pickers' Club 3-7		Christmas Closed	
27	28	29	30	31		
			Full Moon			

## Christmas Club

September 12, October 10, November 24 from 1-4  
Club fee is \$25 for all 3 sessions. Kit fees separate.

Each month we will work on quick easy projects (although I will throw a quilt into the mix). Please bring your sewing machine and basic sewing kit/tools.

September we will have a Santa Claus t-towel (or you can put him on any fabric you like). We will have him kitted for you on toweling fabric, needle and pearl cotton. No tracing involved. We will also have a simple oven mitt pattern, already cut out, complete with Insul-Brite for the "batting."

October we will make a wall hanging that requires tumbleweeds, so start collecting now (one is enough). And we'll start work on a wool door hanging.

Projects may change a bit, and other small things may be added-like some wool ornaments, a wool appliqued pillow, potholders and a warm bread basket (keeps bread warm).

Please sign up early, so that I can make sure I have kits ready for those things that will be kitted. Some projects, like the wall hanging, will not be kitted, so you can use your scraps.

**Please look on the calendars above for times and dates.**

### Ongoing Classes & Clubs

**Block of the Month** First Sat of month 10:30-11:15 FREE Barb Boyer

Join at any time. You get a free fat quarter if you come to class with the previous month's completed block. This year the challenge is to use polka dot fabric in each block. The quilt will be whimsical, and will lend itself to bright colors, stripes, stars, and dots. To start you off we will give you a fat quarter that you must use in your blocks use (at least in some of them). But...if you don't like the fat quarter or dots, you can choose any color scheme you like.

**Hand Embroidery Club** 2<sup>nd</sup> Sat. of the month, 10-noon FREE Kathy Sconce

If you want to learn to hand embroider or just brush up your technique, join us on the second Saturday of the month from 10 to noon. You can work on your own projects or you can join the project we are doing. We are still doing the Gardner=s Alphabet Quilt Block of the Month by Crabapple Hill. We will explore a variety of embroidery stitches for each block each block (2 letters per month), plus we will learn how to color with regular crayons to enhance the blocks. Each month Kathy Sconce shows us a new stitch to try, plus, she guides us through thread choices, how to knot, fabrics to use, and tracing techniques. We are also looking at new patterns, for those you do not want to do the Alphabet quilt or who have finished those blocks.

**Knit Pickers' Club** 2<sup>nd</sup> and 4<sup>th</sup> Wed of each month, 3-7 Carol Moler

We are changing up the Knit Pickers= Club. We=re going to knit 2 days a month every second and fourth Wednesday, and we=ll start earlier in the day at 3. For those you you who work, we=ll still be knitting >till 7. The Club is open to all skill levels. We want to share what we've learned, find new patterns, and simply just sit



and knit. We work on some felting projects, fingerless mittens, mittens, and socks. And we are working on a group project meaning everyone does the same pattern. Each month we will learn a different pattern, make it into a square and eventually put all the squares into one project Afghan, scarf, bag, etc.

## **Other Classes**

TBA Our schedule is limited this fall because of the pandemic. Face masks will be required in class and space will be limited. Classes will not run through lunch, so no eating (snacking & water okay, but no lunching). Bathrooms may or may not be available, but there are facilities within walking distance.

Other classes that I hope to schedule include Hand Quilting, Hand Applique, teaching long arm quilting, pillow case class, a quilt using our new ombres, machine quilting, machine applique, and machine applied binding. So stay tuned as we continue to tweak the schedule.

### **Christmas Club**

**Starting in September and running through November, from 1-4 on the second Saturday of the month, we will have a Christmas Club class. In each class we will have a different project, designed to teach you new skills (I hope). The projects will range from small to large: Credit Card holders, embroidered towels, wall hanging, laser cut stained glass, wool ornaments, table runner, and one quilt. We are still working on what projects and in what order. The fee for the class (all 3 sessions) will be \$50. Kit fees will be extra, but several of the projects will have free patterns and you will be able to use scraps, as well. Stay tuned for more details.**

## **September classes**

**Beginning Quilting 8 weeks \$65 Barb Boyer Starting Sun Jan 19 or Thur Jan 16.**

This comprehensive 8-week course will introduce to you almost everything you need to know about piecing a quilt top. Along the way you will learn about color, batting, thread, machines and various techniques to give you the skills to make almost any quilt.

**Elizabeth Hartman Quilts \$30 Sept 26 noon-5 Sue Frerich**

You can do any of the designs from Elizabeth Hartman. Sue will show you the 45 degree flip technique, and give you lots of ways and hints for keeping organized. The Beehive Quilt was made with a precut stack of 10" squares, plus backgrounds. Floyd and Lola, or Frank and Emma or Fred & Ethyl, (the llamas) were made with scraps, llama colored fabric (both right and wrong sides) and a background. We have many patterns, so just choose your favorite.

**Funky Hearts Sat Set. 19 Noon - 5 Barb Boyer \$25 (Another of our precut quilt series)**

This quilt uses 2 ½" strips plus yardage to make the oversized hearts. Our choice for fabrics is the new line from Alexander Henry: Ghostlies Fall In Love-as only the Ghostly characters can. This is a quick quilt to sew and if you still need a graduation present, you should be able to get the top done in no time.



**October Classes**

**Paper Piece Christmas Tree Sat Sept 17 noon-5 Sue Frerich \$30**

Sue taught this quilt last season and it was a hit! You can choose to make your tree using traditional green colors, black and white, or mix it up with a Northern Lights look. The pieces are big so the quilt is finished quickly. It's a perfect accessory for a door or wall hanging for Christmas.



**~~Moonshine Steampunk~~ Halloween Sat Oct. 3, noon-5 \$25 Barb Boyer**

We can't do Steampunk because the border fabric is sold out and it has not been reprinted, so I can't get more. So we are switching to Moonshine (hanging in the window at the store). This is a panel quilt, made with 2 different panels and a border print ( my pattern). You will learn how to miter borders in class.

**String Quilt, Oct 12, noon-5 Sue Frerich \$30**

This is a no pattern quilt (meaning, you will get pattern instructions in class). String quilts are made from strips of fabric, various sizes, widths, colors. You "string" the fabrics together to make a piece of fabric, and then cut your piece from your "string." This is a wonderful way to use up your scraps and is a technique used by our grandmothers long ago to make quilts from whatever they had on hand. (This is Sue's quilt in progress. You'll see the Tinman and Chicken blocks from Block of the month, off to the side.)



## November Classes

### **Beginning Machine Applique TBA \$30 Barb Boyer**

So many quilts use applique these days. Learn the ins and outs of machine applique, from points to curves. We will practice the button hole/blanket stitch, satin stitch, and you can also play around with your decorative stitches. Threads, fusibles and stabilizers will be discussed.

### **Beginning Machine Quilting TBA 1-4 \$30 Sue Frerich**

Be prepared to quilt! You will practice your quilting skills on various samples, using both your walking foot and darning foot. Batting, threads, needles and patterns will be discussed. Who knows? By the time you leave you may even be able to write/quilt your name!

### **Binding Sun Nov 22, 1-4 Barb Boyer \$25**

You'll learn how to accurately cut you bindings, whether bias, cross or straightBand when to use which one. You'll learn how to cut, then sew, join (so easy) and hand stitch part. Bindings so easy peasy you=ll wonder why you were ever nervous about putting on the binding.

### **Christmas Tree Wall Hanging Nov. 21, noon-5 \$30 Sue Frerich or Barb Boyer**

This cute quilt uses a fun batik collection that includes plaids, stripes and sheep! The pattern comes with its own ruler and the hardest part is deciding what fabric to go where.



### **PreCut for Christmas Sat Nov. 7, Noon-5 \$30 Sue Frerich**

Using 10"squares, you can make this happy Bow Tie quilt. If you don't want to use Christmas fabrics, you can use any 10" square package (usually 40 squares) plus a background. Easy to make, and whether it's for Christmas or a Christmas present, it will be finished in time for the holidays.

## December Classes

### **Let's Do Christmas! Sat Dec. 5, 1-5 \$25 Barb Boyer**

TBA

## Other Classes

TBA Our schedule is limited this fall because of the pandemic. Face masks will be required in class and space will be limited. Classes will not run through lunch, so no eating (snacking & water okay, but no lunching). Bathrooms may or may not be available, but there are facilities within walking distance.

Other classes that I hope to schedule include Hand Quilting, Hand Applique, teaching long arm quilting, pillow case class, machine quilting, machine applique,



and machine applied binding. So stay tuned as we continue to tweak the schedule.

\*\*\*\*\*

## CLUBS

### **HAND EMBROIDERY CLUB FREE!**

If you want to learn to hand embroider or just brush up your technique, join us on the second Saturday of the month from 10 to noon. You can work on your own projects or you can join the project we are doing.

\*\*\*\*\*

### **Hand Work Club FREE!**

Every Tuesday afternoon from 2-4, join us to just sit & hand stitch, crochet, bind, or knit group. Bring what you're working on, sit up at the table in front by the window and work on your projects for a while. You can get advice & suggestions from your fellow quilters and share your experiences about your projects.

\*\*\*\*\*

### **Knit Pickers' Club FREE!**

This is another get-together class to sit & knit, work on our projects, share information and get some help. We will share techniques, suggest patterns, but mainly we'll sit & knit (or pick). We are discussing trying to do a group project meaning everyone does the same pattern. Each month we will learn a different pattern, make it into a square and eventually put all the squares into one project Afghan, scarf, bag, etc.

\*\*\*\*\*

### **Block of the Month Club FREE!**

First Saturday of the Month, 10:30-11:15. Join at any time. You get a free fat quarter if you come to class with the previous month's completed block.

\*\*\*\*\*

### **Toad Toters Club**

On full moon days (as noted in the calendar) you will get 20% off all purchases (not otherwise discounted) that you can fit in your bag. You must bring your bag to participate.

Full Moon Days: September 1, October 2 & 31 (we'll do something special for this Blue Moon), November 30, December 30

Discount Policy

We will honor only one discount -- whichever is largest. You can't combine a 10% with a 25% discount to get a 35% discount. On this we can't be bribed.

### **Color of the Month**

September orange; October green, November flannels, December red.

# Nolting Longarm Machines

Nolting has 5 main machines, each with different reaches: from 17" to 30" depending on the machine. They are sold with or without a frame, but after I saw & helped set up one of the steel frames this week, I recommend buying the frame. All machines, except for the Standard-- the most economical machine-- have a stitch regulator. I recommend a stitch regulator. All machines can be equipped with a computer and there are a couple of different ones to choose from. In addition, you can get an extended table base so that you can use rulers, you can get larger bobbins on some of the models and on the frames you can get hydraulic lifts to raise and lower the tables. In the coming weeks, I will print out more information on each model.

The best entry level machine is the Fun Quilter. It comes in 17", 20" & 23" reach. It comes with the Intellistitch Equalizer stitch regulator, standard speed control, needle up/down, and fixed handles in the front & rear. This machine can also be equipped with a computer.



The Pro Machine has the Intellistitch Turbo stitch regulator, single stitch option, standard speed control, needle up/down and customizable handles in the front & rear. The Pro Machine comes in 20", 24" and 30" reach with 10-12" of inside height. There are easy dials on the front to set stitch length and other options. This machine can also be equipped with a computer.



The NV Machine is the newest in the fleet of Nolting machines. This machine has a touch screen with programmable stitch regulation. You can stitch in 4 different stitch modes plus single stitch and needle up/down. It also has an adjustable brightness LED work light. This machine can also be equipped with a



computer.

Nolting also has a commercial machine with the Intellistitch Equalizer stitch regulator, standard speed control, needle up/down, and fixed handles in the front & rear. This machine can also be equipped with a computer.

**Normal Shop Hours:  
Monday-Saturday 10-6  
Sunday 1-5  
Closed first Sunday of month (and some holidays)**

**Covid-19 Hours  
M-S 10-5. Closed Sundays**

#### Color of the Month and Full Moon Schedule

Since I don't have classes posted, I forgot that I also didn't post the full moon and color of the month schedule.

Full Moon: June 5 (today, but we will observe it tomorrow as well); July 6, August 3 and September 1.

Colors: June blue; July Christmas; August black; September orange.

Join the fun and come feel the difference of quality fabrics.

Happy quilting!

Sincerely, Barbara Boyer  
Around the Block  
307-433-9555

[www.aroundtheblockquilts.com](http://www.aroundtheblockquilts.com)