



September 18, 2020

And when I thought things couldn't get any stranger....

An art work...piece of art?.....food?.....what I use to hem my pants?..... Sold at auction for \$150,000. And then was donated...

"Wait a minute," Becca interrupted. Becca, for those of you who don't know, is my mini Australian Shepherd. She likes to talk. And interrupt.

"I thought I put you outside?"

"It's too smoky. I came back in. I thought you were going to write about the bodies buried in the Panama Canal in the back pasture."

"The whaaa....Have you been watching Arsenic & Old Lace again," I accused her.

"Well, it's getting close to Halloween and there's only so many days left to watch fun Halloween movies," she said. "The bodies?"

"There's no bodies in the pasture. You must be thinking about that murder mystery story my niece & I were writing last Thanksgiving when we had all that snow and the interstates were shut down, the one where the body was stashed in the shed, and it was getting freezer burn because it was so cold."

"No, no. Not that body. The ones under the mounds of dirt in the back pasture. Richard's dirt."

"That's just dirt, Becca. From his front yard. We're going to use that to fill the bird paths in the driveway. Nothing's buried underneath."

"I wouldn't be so sure about that," she sniggered. "It's looking a lot like the Panama Canal."

For those of you who haven't watched *Arsenic & Old Lace*, I won't spoil the fun.

"Back to the art work," I told her.....and Becca left the building.

This piece of art is called "Comedian" and it was designed or thought up by an Italian artist, Maurizio Cattelan. And it is a banana taped to the wall with duct tape. When I saw the pics, I dismissed the idea that it was a real banana, and decided it must have been a sculpted banana because otherwise, the sucker would eventually melt all down the wall.

And then the director of the Guggenheim, Richard Armstrong, where the art work was anonymously donated, said that the artwork put little stress on the Guggenheim's storage. And I still didn't get it.

Turns out, the artwork as sold doesn't contain anything resembling a banana, or duct tape or even a wall. Instead, the "owner" or "buyer" got a 14-page instruction manual on how to buy a banana and duct tape, and then how & where (175 cm above the ground) to install it on a wall of the owner's choice. The instructions include how often you have to change bananas.

Now, lest you think this is just a joke or one time kind of item, the Guggenheim also has a variety of other fresh fruits and veggies that pose as art. Or are like the balloon art at the Tate-balloons inflated with the artist's breath, entitled, of course, "Artist's Breath."

One of the problems with this kind of art...I know, I know, there are many odd things about this kind of stuff.....is what to do when it falls apart, deflates, molds, or turns brown, like a banana. It's not like repairing a crack in an oil painting.

"Once you think art is an idea and the material is secondary then it does not matter if that material lasts for a long time," said Melissa Chiu, director of [the Hirshhorn Museum and Sculpture Garden](#) at the Smithsonian in Washington. The Hirshhorn has its own conservation specialists who tend to art created from "time-based" materials that degrade, she said. "A lot of them are really challenging. The museum's role in a way is to preserve the work forever." Apparently, the idea is that you can throw away the actual material and simply preserve the idea, set forth in an instruction manual. The focus is so much on the idea that, in some cases, the materials do not outlast the end of the exhibition, she said. Like the works involving

bananas or couscous, the art object is thrown away but the art idea lives on, to be recreated in the future according to the artist's instructions.

Or like Yoko Ono's 1966 "Apple," featuring an apple on a pedestal surrounded by plexiglass. When it was shown at the Museum of Modern Art in 2015, the apple was bought from a store on 53rd Street and replaced a couple of times over the four weeks of the exhibition, said Christophe Cherix, one of the curators who put on the show. But he never worried about people stealing it. "Once you remove it from its pedestal, then it's just an apple," he said.

Sometimes a cigar is just a cigar.

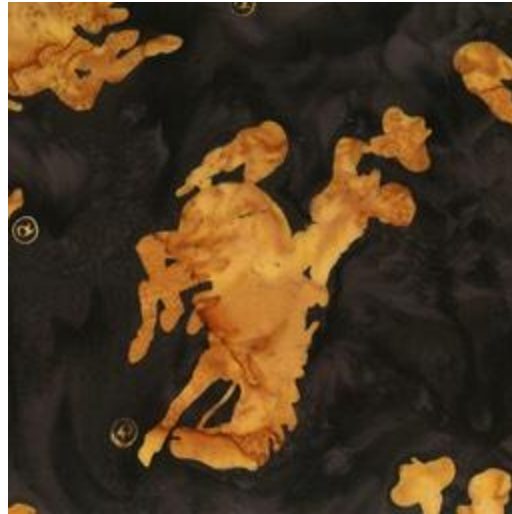
Or an airplane flight is just an airplane flight. Australian flag-carrier Qantas is offering flights to nowhere. Passengers will board in Sydney, fly over Uluru, the Great Barrier Reef and Sydney Harbor, and then return to the same airport. Tickets are from \$575 and \$2,765.

"It's probably the fastest selling flight in Qantas history," a Qantas spokesperson told Reuters. "People clearly miss travel and the experience of flying. If the demand is there, we'll definitely look at doing more of these scenic flights while we all wait for borders to open." A 7-hour plane has never been my idea of a fun time. But what do I know. The flight sold out in 10 minutes.

"And you still think a pile of dirt, is just a pile of dirt," Becca said, trotting back inside. "But I don't believe it."

I am getting ready to order Bucking Horse & Rider fabric for next year. If you are interested in buying an entire bolt (paying now for delivery in May), please let me know. Hoffman will continue to print this fabric as long as there is continued interest. Some colors have already been dropped because there weren't enough orders to print an entire run.

If you are planning graduation gifts, dorm quilts, raffle quilts, gifts, masks, pillowcases or anything else--for next year or years to come -- and you think you could use a bolt, please contact me immediately. One bolt has app. 15 yards. If you have a friend, you can go together to split a bolt. My orders have to be in by the end of the month.



Remember, for borders on a queen sized quilt, you'll probably need 2 1/2 yards. Backing can go from 5-9 yards. Fussy cutting the horse & rider for inside the quilt will generally take 1.5-2 yards, depending on how many blocks you make.


---

## WHAT'S NEW!!


We also have more new patterns--mostly Crabapple Hill embroidery, lots of new wool, Best Press, thread, needles, pearl cotton, and books (Buttermilk Basin), wonder clips, bias strip makers, flower head pins, curved safety pins, Zirkel pin cushion, applique sheets, and a variety of new embroidery patterns, including the owls, various Halloween and Christmas patterns.

More patterns and notions, including the Warm Hands wool felt ornaments. About 14 bolts of white on white, that I won't put in the newsletter, because they will all look, well, white on white. But there are at least 4 Christmas patterns, some basic patterns (flowers, geometrics), and some "spring" patterns.

From Henry Glass:









From Alexander Henry:





From Northcott:



We've got a cute quilt made up with these pups.




From Henry Glass and Benartex




From Robert Kaufman:





From 3 Wishes:



From Quilting Treasures:








From Henry Glass:




flannel




flannel





flannel





From Hoffman:











From Northcott:





From Moda:



36" X 54"


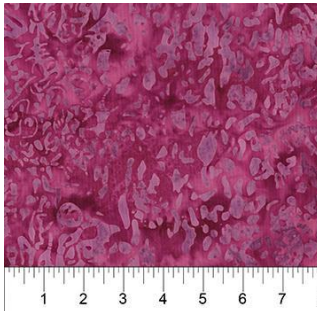
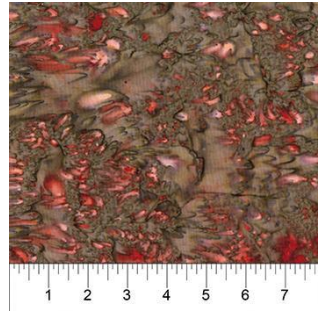



54" x 65"

Northcott:



We've got a cute quilt up with these fabrics.



SEPTEMBER 2020						
Sunday	Monday	Tuesday	Wednesday	Thursday	Friday	Saturday
		1	2	3	4	5
		Hand work Club 2-4 Long Arm Rental Day Full Moon				BOM 10:30 Zootropolis 1-5
6	7	8	9	10	11	12

Closed	Labor Day	Hand work Club 2-4 Long Arm Rental Day	Knit Pickers' Club 3-7			Embroidery Club 10-noon
13	14	15	16	17	18	19
Beginning Quilting 1- 4		Hand work Club 2-4 Long Arm Rental Day				Funky Hearts Noon- 5
20	21	22	23	24	25	26
Beginning Quilting 1- 4		Hand work Club 2-4 Long Arm Rental Day	Knit Pickers' Club 3-7			Elizabeth Hartman quilts Noon-5
27	28	29	30			
Beginning Quilting 1- 4		Hand work Club 2-4 Long Arm Rental Day		Color of the month: orange		

OCTOBER 2020						
Sun	Mon	Tues	Wed	Thurs	Friday	Sat
				1	2	3
	Color of the month: green				Full Moon	BOM 10:30 Moonshine Halloween 1-5
4	5	6	7	8	9	10



<b>Closed</b>		Hand work Club 2-4  Long Arm Rental Day	<b>Knit Pickers' Club 3-7</b>			Embroidery Club 10-noon Christmas Club 1-4
11  Beginning Quilting 1-4	<b>12</b>  String Quilt Columbus Day	13  Hand work Club 2-4 Long Arm Rental Day	14	15	16	17  Paper Pieced Christmas Tree Noon-5
18  Beginning Quilting 1-4	19	20  Hand work Club 2-4 Long Arm Rental Day	21  Knit Pickers' Club 3-7	22	23	24  Strip Stacks, Noon-5
25  Beginning Quilting 1-4	26	27  Hand work Club 2-4 Long Arm Rental Day	28	29	30	<b>31</b>  Halloween Full Moon

**NOVEMBER 2020**

Sun	Mon	Tues	Wed	Thurs	Friday	Sat
1  <b>Closed</b>	2	3  Hand work Club 2-4 Long Arm Rental Day	4	5	6	7  BOM 10:30  Precut for Christmas 1-5
8  Beginning Quilting 1-4	9	10  Hand work Club 2-4 Long Arm Rental Day	11  Knit Pickers' Club 3-7 Veterans Day	12	13	14  Embroidery Club 10-noon Christmas Club 1-4
15  Beginning Quilting 1-4	16	17  Hand work Club 2-4 Long Arm Rental Day	18	19	20	21  Christmas Tree (not paper pieced) Noon-5
22  Binding 1- 4	23	24  Hand work Club 2-4 Long Arm Rental Day	25  Knit Pickers' Club 3-7	26  Thanksgiving Day Closed	27  <b>Black Friday Sale</b>	28  Shop Small Business Sale
29	30					

<b>Shop Small Business Sale</b>	<b>Full Moon</b>	<b>Color of the month: flannels</b>				
---	----------------------	---	--	--	--	--

<b>DECEMBER 2020</b>						
<b>Sun</b>	<b>Mon</b>	<b>Tues</b>	<b>Wed</b>	<b>Thurs</b>	<b>Friday</b>	<b>Sat</b>
		<b>1</b>	<b>2</b>	<b>3</b>	<b>4</b>	<b>5</b>
	<b>Color of the month: red</b>	Hand work Club 2-4 Long Arm Rental Day				BOM 10:30 Let's Do Christmas! 1-5
<b>6</b>	<b>7</b>	<b>8</b>	<b>9</b>	<b>10</b>	<b>11</b>	<b>12</b>
<b>Closed</b>		Hand work Club 2-4 Long Arm Rental Day	<b>Knit Pickers' Club 3-7</b>			Embroidery Club 10-noon Christmas Club 1-4
<b>13</b>	<b>14</b>	<b>15</b>	<b>16</b>	<b>17</b>	<b>18</b>	<b>19</b>
		Hand work Club 2-4 Long Arm Rental Day				
<b>20</b>	<b>21</b>	<b>22</b>	<b>23</b>	<b>24</b>	<b>25</b>	<b>26</b>
		Hand work Club 2-4 Long Arm Rental Day	<b>Knit Pickers' Club 3-7</b>		Christmas Closed	
<b>27</b>	<b>28</b>	<b>29</b>	<b>30</b>	<b>31</b>		

			<b>Full Moon</b>			
--	--	--	------------------	--	--	--

## Christmas Club

September 12, October 10, November 24 from 1-4  
 Club fee is \$25 for all 3 sessions. Kit fees separate.

Each month we will work on quick easy projects (although I will throw a quilt into the mix). Please bring your sewing machine and basic sewing kit/tools.

September we will have a Santa Claus t-towel (or you can put him on any fabric you like). We will have him kitted for you on toweling fabric, needle and pearl cotton. No tracing involved.

We will also have a simple oven mitt pattern, already cut out, complete with Insul-Brite for the "batting."

October we will make a wall hanging that requires tumbleweeds, so start collecting now (one is enough). And we'll start work on a wool door hanging.

Projects may change a bit, and other small things may be added-like some wool ornaments, a wool appliqued pillow, potholders and a warm bread basket (keeps bread warm).

Please sign up early, so that I can make sure I have kits ready for those things that will be kitted. Some projects, like the wall hanging, will not be kitted, so you can use your scraps.

**Please look on the calendars above for times and dates.**

### Ongoing Classes & Clubs

**Block of the Month** First Sat of month 10:30-11:15 FREE Barb Boyer  
 Join at any time. You get a free fat quarter if you come to class with the previous month's completed block. This year the challenge is to use polka dot fabric in each block. The quilt will be whimsical, and will lend itself to bright colors, stripes, stars, and dots. To start you off we will give you a fat quarter that you must use in your blocks use (at least in some of them). But...if you don't like the fat quarter or dots, you can choose any color scheme you like.

**Hand Embroidery Club** 2<sup>nd</sup> Sat. of the month, 10-noon FREE Kathy Sconce  
 If you want to learn to hand embroider or just brush up your technique, join us on the second Saturday of the month from 10 to noon. You can work on your own projects or you can join the project we are doing. We are still doing the Gardner=s

Alphabet Quilt Block of the Month by Crabapple Hill. We will explore a variety of embroidery stitches for each block each block (2 letters per month), plus we will learn how to color with regular crayons to enhance the blocks. Each month Kathy Sconce shows us a new stitch to try, plus, she guides us through thread choices, how to knot, fabrics to use, and tracing techniques. We are also looking at new patterns, for those you do not want to do the Alphabet quilt or who have finished those blocks.

**Knit Pickers' Club** 2<sup>nd</sup> and 4<sup>th</sup> Wed of each month, 3-7 Carol Moler

We are changing up the Knit Pickers' Club. We're going to knit 2 days a month every second and fourth Wednesday, and we'll start earlier in the day at 3. For those you who work, we'll still be knitting >till 7. The Club is open to all skill levels. We want to share what we've learned, find new patterns, and simply just sit and knit. We work on some felting projects, fingerless mittens, mittens, and socks. And we are working on a group project meaning everyone does the same pattern. Each month we will learn a different pattern, make it into a square and eventually put all the squares into one project Afghan, scarf, bag, etc.

## **Other Classes**

TBA Our schedule is limited this fall because of the pandemic. Face masks will be required in class and space will be limited. Classes will not run through lunch, so no eating (snacking & water okay, but no lunching). Bathrooms may or may not be available, but there are facilities within walking distance.

Other classes that I hope to schedule include Hand Quilting, Hand Applique, teaching long arm quilting, pillow case class, a quilt using our new ombres, machine quilting, machine applique, and machine applied binding. So stay tuned as we continue to tweak the schedule.

### **Christmas Club**

**Starting in September and running through November, from 1-4 on the second Saturday of the month, we will have a Christmas Club class. In each class we will have a different project, designed to teach you new skills (I hope). The projects will range from small to large: Credit Card holders, embroidered towels, wall hanging, laser cut stained glass, wool ornaments, table runner, and one quilt. We are still working on what projects and in what order. The fee for the class (all 3 sessions) will be \$50. Kit fees will be extra, but several of the projects will have free patterns and you will be able to use scraps, as well. Stay tuned for more details.**

## **September classes**

**Beginning Quilting 8 weeks \$65 Barb Boyer Starting Sun Jan 19 or Thur Jan 16.**

This comprehensive 8-week course will introduce to you almost everything you need to know about piecing a quilt top. Along the way you will learn about color, batting, thread, machines and various techniques to give you the skills to make almost any quilt.

**Elizabeth Hartman Quilts \$30 Sept 26 noon-5 Sue Frerich**

You can do any of the designs from Elizabeth Hartman. Sue will show you the 45 degree flip technique, and give you lots of ways and hints for keeping organized. The Beehive Quilt was made with a precut stack of 10" squares, plus backgrounds. Floyd and Lola, or Frank and Emma or Fred & Ethyl, (the llamas) were made with scraps, llama colored fabric (both right and wrong sides) and a background. We have many patterns, so just choose your favorite.



**Funky Hearts Sat Sept. 19 Noon - 5 Barb Boyer \$25 (Another of our precut quilt series)**

This quilt uses 2 ½" strips plus yardage to make the oversized hearts. Our choice for fabrics is the new line from Alexander Henry: Ghastlies Fall In Love-as only the Ghastly characters can. This is a quick quilt to sew and if you still need a graduation present, you should be able to get the top done in no time.

## October Classes

**Paper Piece Christmas Tree Sat Sept 17 noon-5 Sue Frerich \$30**

Sue taught this quilt last season and it was a hit! You can choose to make your tree using traditional green colors, black and white, or mix it up with a Northern Lights look. The pieces are big so the quilt is finished quickly. It's a perfect accessory for a door or wall hanging for Christmas.



**Moonshine ~~Steampunk~~ Halloween Sat Oct. 3, noon-5 \$25 Barb Boyer**

We can't do Steampunk because the border fabric is sold out and it has not been reprinted, so I can't get more. So we are switching to Moonshine (hanging in the window at the store). This is a panel quilt, made with 2 different panels and a border print ( my pattern). You will learn how to miter borders in class.

**String Quilt, Oct 12, noon-5 Sue Frerich \$30**

This is a no pattern quilt (meaning, you will get pattern instructions in class). String quilts are made from strips of fabric, various sizes, widths, colors. You "string" the fabrics together to make a piece of fabric, and then cut your piece from your "string." This is a wonderful way to use up your scraps and is a technique used by our grandmothers long ago to make quilts from whatever they had on hand. (This is Sue's quilt in progress. You'll see the Tinman and Chicken blocks from Block of the month, off to the side.)



**Strip Stacks Quilt, Oct 24, noon-5 Sue Frerich \$30**

We've done this quilt before, but it's so popular, we put it back on the schedule. It takes 2 1/2" strips (and we have an accucut dye that will cut 2 1/2" strips, if you don't want to use precuts). And since I'm always thinking Christmas gifts, this quilt would be wonderful in reds & greens, just in time for the holidays.



**November Classes**

**Beginning Machine Applique TBA \$30 Barb Boyer**

So many quilts use applique these days. Learn the ins and outs of machine applique, from points to curves. We will practice the button hole/blanket stitch, satin stitch, and you can also play around with your decorative stitches. Threads, fusibles and stabilizers will be discussed.

**Beginning Machine Quilting TBA 1-4 \$30 Sue Frerich**

Be prepared to quilt! You will practice your quilting skills on various samples, using both your walking foot and darning foot. Batting, threads, needles and patterns will be discussed. Who knows? By the time you leave you may even be able to write/quilt your name!

**Binding Sun Nov 22, 1-4 Barb Boyer \$25**

You'll learn how to accurately cut your bindings, whether bias, cross or straight. When to use which one. You'll learn how to cut, then sew, join (so easy) and hand stitch part. Bindings so easy peasy you'll wonder why you were ever nervous about putting on the binding.

**Christmas Tree Wall Hanging Nov. 21, noon-5 \$30 Sue Frerich or Barb Boyer**

This cute quilt uses a fun batik collection that includes plaids, stripes and sheep! The pattern comes with its own ruler and the hardest part is deciding what fabric to go where.



**PreCut for Christmas Sat Nov. 7, Noon-5 \$30 Sue Frerich**

Using 10" squares, you can make this happy Bow Tie quilt. If you don't want to use Christmas fabrics, you can use any 10" square package (usually 40 squares) plus a background. Easy to make, and whether it's for Christmas or a Christmas present, it will be finished in time for the holidays.

**December Classes**

**Let's Do Christmas! Sat Dec. 5, 1-5 \$25 Barb Boyer**

TBA

**Other Classes**

TBA Our schedule is limited this fall because of the pandemic. Face masks will be required in class and space will be limited. Classes will not run through lunch, so no eating (snacking & water okay, but no lunching). Bathrooms may or may not be available, but there are facilities within walking distance.

Other classes that I hope to schedule include Hand Quilting, Hand Applique, teaching long arm quilting, pillow case class, machine quilting, machine applique, and machine applied binding. So stay tuned as we continue to tweak the schedule.

\*\*\*\*\*

**CLUBS**

**HAND EMBROIDERY CLUBFREE!**

If you want to learn to hand embroider or just brush up your technique, join us on the second Saturday of the month from 10 to noon. You can work on your own projects or you can join the project we are doing.

\*\*\*\*\*

**Hand Work ClubFREE!**

Every Tuesday afternoon from 2-4, join us to just sit & hand stitch, crochet, bind, or knit group. Bring what you're working on, sit up at the table in front by the window and work on your projects for a while. You can get advice & suggestions



from your fellow quilters and share your experiences about your projects.

\*\*\*\*\*

#### **Knit Pickers' Club FREE!**

This is another get-together class to sit & knit, work on our projects, share information and get some help. We will share techniques, suggest patterns, but mainly we'll sit & knit (or pick). We are discussing trying to do a group project meaning everyone does the same pattern. Each month we will learn a different pattern, make it into a square and eventually put all the squares into one project Afghan, scarf, bag, etc.

\*\*\*\*\*

#### **Block of the Month Club FREE!**

First Saturday of the Month, 10:30-11:15. Join at any time. You get a free fat quarter if you come to class with the previous month's completed block.

\*\*\*\*\*

#### **Toad Toters Club**

On full moon days (as noted in the calendar) you will get 20% off all purchases (not otherwise discounted) that you can fit in your bag. You must bring your bag to participate.

Full Moon Days: September 1, October 2 & 31 (we'll do something special for this Blue Moon), November 30, December 30

Discount Policy

We will honor only one discount -- whichever is largest. You can't combine a 10% with a 25% discount to get a 35% discount. On this we can't be bribed.

#### **Color of the Month**

September orange; October green, November flannels, December red.

## **Nolting Longarm Machines**

Nolting has 5 main machines, each with different reaches: from 17" to 30" depending on the machine. They are sold with or without a frame, but after I saw & helped set up one of the steel frames this week, I recommend buying the frame. All machines, except for the Standard-- the most economical machine-- have a stitch regulator. I recommend a stitch regulator. All machines can be equipped with a computer and there are a couple of different ones to choose from. In addition, you can get an extended table base so that you can use rulers, you can get larger bobbins on some of the models and on the frames you can get

hydraulic lifts to raise and lower the tables. In the coming weeks, I will print out more information on each model.

The best entry level machine is the Fun Quilter. It comes in 17", 20" & 23" reach. It comes with the Intellistitch Equalizer stitch regulator, standard speed control, needle up/down, and fixed handles in the front & rear. This machine can also be equipped with a computer.



The Pro Machine has the Intellistitch Turbo stitch regulator, single stitch option, standard speed control, needle up/down and customizable handles in the front & rear. The Pro Machine

comes in 20", 24" and 30" reach with 10-12" of inside height. There are easy dials on the front to set stitch length and other options. This machine can also be equipped with a computer.



The NV Machine is the newest in the fleet of Nolting machines. This machine has a touch screen with programmable stitch

regulation. You can stitch in 4 different stitch modes plus single stitch and needle up/down. It also has an adjustable brightness LED work light. This machine can also be equipped with a computer.



Nolting also has a commercial machine with the Intellistitch Equalizer stitch regulator, standard speed control, needle up/down, and fixed handles in the front & rear. This machine can also be equipped with a

computer.

**Normal Shop Hours:  
Monday-Saturday 10-6  
Sunday 1-5  
Closed first Sunday of month (and some holidays)**

**Covid-19 Hours  
M-S 10-5. Closed Sundays**

Color of the Month and Full Moon Schedule

Since I don't have classes posted, I forgot that I also didn't post the full moon and color of the month schedule.

Full Moon: June 5 (today, but we will observe it tomorrow as well); July 6, August 3 and September 1.

Colors: June blue; July Christmas; August black; September orange.

Join the fun and come feel the difference of quality fabrics.

Happy quilting!

Sincerely, Barbara Boyer  
Around the Block  
307-433-9555  
[www.aroundtheblockquilts.com](http://www.aroundtheblockquilts.com)