

Covid-19 News

We are all healthy; there has been no additional spread of the virus!

We did try to go for testing on Monday, about the earliest we could get tested because of incubation periods, but because none of us were sick, we couldn't get the rapid test. So by the time regular tests came back, assuming it would take the full 72 hours as promised, we decided -- how to put it -- not to bother. I am a firm believer in testing, but when faced with long turn around times, the testing in our situation didn't make much sense. Especially when the health department told us we did not have the close contacts required for exposure.

I appreciate that you did not show up for free block of the month -- we had a few in, but for the most part business has been sparse, as it should be. I am so disappointed that we have not been able to meet as often, because I think this year's blocks are really cute. But we will eventually be able to see all of the completed quilts.

Covid cases are on the rise in town, so I urge caution with everybody. And I'll ask that if you believe you have been in contact with someone who has covid and that exposure falls within potential risk margins, that you be careful where you go. We had a couple from Colorado, coming to Cheyenne get a test because they could not get one there. He had been exposed at work and needed to be tested before he could return to work. So naturally, they popped into the store. Fortunately, he kept his distance and did not touch anything and both of them were not in the store for long. But we brought out the Lysol and wipes and cleaned all our surfaces immediately after they left.

So be careful out there. I am going back to being as careful as I can about how many people are in the store at the same time. And I am being very strict with mask wearing, insisting that the mask be over your nose. I am stern when I ask, which may not always come across as polite.

We will continue to have classes, as I believe we can spread out and be safely apart from each other. So this means the embroidery class will be held tomorrow, the beginning quilt class on Sunday, and the String Quilt on Monday.



October 9, 2020

Can I rant for a minute: Have you been getting more robo calls recently? Some of the ones have 11 numbers (not 10)? Weird. So you know it's fake. But not those or the ones from Kate about warranties lapsing. No they're the ones that even before you can politely say hello, tell you: "I'm sorry. All lines are busy right now. Please call back later." I've gotten this call several times, so it wasn't just a gaff and it has yet to be corrected. So even robo calls will put you on hold because they're too busy to talk to you right now.

But that's not what I want to talk about. What I really want to talk about is my refrigerator. It has garlic breath.

It all started after I opened the \$5 jar, big jar, of minced garlic. I thought it might be handy. I made chili last week & decided to put some into the mix. Now garlic really stinks, but it tastes really good. When I was finished, I put the lid back on the bottle & put it back into the fridge.

When I opened I opened the fridge the next day, it had garlic breath. Really bad garlic breath. So I figured most of the smell was coming from the chili, some of which had leaked out of its container. Nope. And now the chili is all eaten, gone from the fridge, and yet there still is a lingering bad breath garlic smell.

"Halloween is coming up," Becca said, trotting in from the front yard. Becca is my mini Australian Shepherd who protects my yard from joggers, rabbits, jackalopes, robins, cows (pasture across the road), horseback trail riders, 4-wheelers, running dogs, horses...

"Enough, already," Becca said. "I'm paw patrol. Deputy Cassidy is getting old and her eye sight isn't as keen. I may have to retire her."

I decided to ignore her last comment. I may regret that.

"What does Halloween have to do with my fridge being smelly?" And as soon as the words were out of my mouth, I regretted it. I should know better by now.

"The fridge is warding off vampires, of course," Becca said in a way that indicated she knew everything. "Vampires hate garlic. It's because they have a heightened sense of smell, like me," she added. "Strong smells repel them."

"Well, if that were true, why not just use perfume? Why not repel a vampire with a nice smell? Or wet dog smell?" She ignored me.

"Silly," she said, "garlic covers up the smell of blood."

"That just means garlic hides victims from vampires; it doesn't mean it repels them," I pointed out.

Becca cocked her head. "Well, that's what Wikipedia..." "Wait a minute, I thought I cut you off of the internet." "You just got wifi installed," she said, "you weren't very careful with your password." "Becca!" but she was already out the door, sniffing for joggers.

Actually, the best source of info about vampires and garlic that I found comes from an unusual place: National Geographic historian Mark Jenkins and his book *Vampire Forensics*. Jenkins writes that rabies and vampires are often linked together. Rabid dogs have a "snarling, slobbering look about them that folklore ascribed to vampires-as would a human being suffering from rabies." And he says, "nearly 25 percent of rabid men have a tendency to bite other people. That almost guarantees transmission, as the virus is carried in saliva."

Okay, that explains vampires (just go with me on this, it's easier that way), but it doesn't explain the garlic bit, other than garlic is strong smelling and rabid people have a heightened sense of smell. So another property of garlic is that it is believed to kill most infections (please don't tell the president). Vampires are created by a blood infection and this infection gives vampires immortality. So vampires don't want to give that up, so they stay away from garlic. Okay, that makes more sense.

"Seriously," Becca said, coming back in from the yard and back into the conversation. "Garlic wards off immortality? Next you'll be telling everyone

that garlic decalcifies the pineal gland in the brain, where the third eye resides, that doorway into the spiritual world."

"Well...yeah."

"Silly you. Vampirism is really just a form of a disease called porphyria, a blood disorder, which causes sufferers to be sensitive to light and leads to some disfigurement of the skin, including erosion of the lips and gums. So sufferers look a little corpse like and have a fanged appearance. They also have an intolerance to foods with high sulphur content - like garlic." She grinned.

"No fair. You went out to the dog house you don't use and looked stuff up on the internet, and came back in just to gloat."

She just grinned. "So are you going to put a mask around the fridge?" she asked. "When you wear a mask, I can't smell your garlicky human breath. I'll be glad when you chili is gone. Maybe a mask will help the fridge."

"Go back outside, dog breath." "Human breath." "Dog breath." "Human....." and I didn't hear what else she said, because I chased her outside and closed the door. Because I didn't want the house to get fire breath.

WHAT'S NEW!!



From Alexander Henry:





We're making a table runner with this fabric! We had 1 kit....just sold. But we do have more books!







From 3 Wishes:



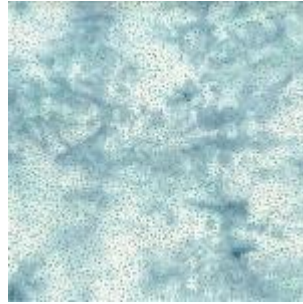
From Henry Glass and Windham:



From Robert Kaufman:



From Hoffman:



These are all linen textures





We also got a lot of the variegated floss in that everyone wanted, more applique fiber, stuffing (for pillows), books, new patterns, plastic for templates (we have a quilt planned), spray bottle holders to attach to your ironing board (really nice), and more pearl cotton from Valdani.

From Northcott:









flannel




flannel

flannel





From Henry Glass:



From Alexander Henry:








From Northcott:

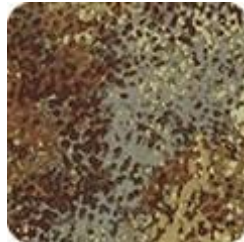



We've got a cute quilt made up with these pups.





From Robert Kaufman:



OCTOBER 2020

Sun	Mon	Tues	Wed	Thurs	Friday	Sat
				1	2	3
	Color of the month: green				Full Moon	BOM 10:30

4	5	6	7	8	9	10
Closed						Embroidery Club 10-noon Christmas Club 1-4
11	12	13	14	15	16	17
Beginning Quilting 1- 4	String Quilt Columbus Day	Hand work Club 2-4				Paper Pieced Christmas Tree Noon-5
18	19	20	21	22	23	24
Beginning Quilting 1- 4		Hand work Club 2-4	Knit Pickers' Club 3-7			Strip Stacks, Noon- 5
25	26	27	28	29	30	31
Beginning Quilting 1- 4		Hand work Club 2-4		Long Arm Rental Day		Halloween Full Moon

NOVEMBER 2020						
Sun	Mon	Tues	Wed	Thurs	Friday	Sat

1	2	3	4	5	6	7
Closed		Hand work Club 2-4		Long Arm Rental Day		BOM 10:30 Precut for Christmas 1-5
8	9	10	11	12	13	14
Beginning Quilting 1- 4		Hand work Club 2-4	Knit Pickers' Club 3-7 Veterans Day	Long Arm Rental Day		Embroidery Club 10-noon Christmas Club 1-4
15	16	17	18	19	20	21
Beginning Quilting 1- 4		Hand work Club 2-4		Long Arm Rental Day		Christmas Tree (not paper pieced) Noon-5
22	23	24	25	26	27	28
Binding 1- 4		Hand work Club 2-4	Knit Pickers' Club 3-7	Thanksgiving Day Closed	Black Friday Sale	Shop Small Business Sale
29	30					
Shop Small Business Sale	Full Moon	Color of the month: flannels				

DECEMBER 2020

Sun	Mon	Tues	Wed	Thurs	Friday	Sat
		1	2	3	4	5
	Color of the month: red	Hand work Club 2-4		Long Arm Rental Day		BOM 10:30 Let's Do Christmas! 1-5
6	7	8	9	10	11	12
Closed		Hand work Club 2-4	Knit Pickers' Club 3-7	Long Arm Rental Day		Embroidery Club 10-noon Christmas Club 1-4
13	14	15	16	17	18	19
		Hand work Club 2-4		Long Arm Rental Day		
20	21	22	23	24	25	26
		Hand work Club 2-4	Knit Pickers' Club 3-7		Christmas Closed	
27	28	29	30	31		
			Full Moon			

Christmas Club

September 12, October 10, November 24 from 1-4
Club fee is \$25 for all 3 sessions. Kit fees separate.

Each month we will work on quick easy projects (although I will throw a quilt into the mix). Please bring your sewing machine and basic sewing kit/tools.

September we will have a Santa Claus t-towel (or you can put him on any fabric you like). We will have him kitted for you on toweling fabric, needle and pearl cotton. No tracing involved.
We will also have a simple oven mitt pattern, already cut out, complete with Insul-Brite for the "batting."

October we will make a wall hanging that requires tumbleweeds, so start collecting now (one is enough). And we'll start work on a wool door hanging.

Projects may change a bit, and other small things may be added-like some wool ornaments, a wool appliqued pillow, potholders and a warm bread basket (keeps bread warm).

Please sign up early, so that I can make sure I have kits ready for those things that will be kitted. Some projects, like the wall hanging, will not be kitted, so you can use your scraps.

Please look on the calendars above for times and dates.

Ongoing Classes & Clubs

Block of the Month First Sat of month 10:30-11:15 FREE Barb Boyer
Join at any time. You get a free fat quarter if you come to class with the previous month's completed block. This year the challenge is to use polka dot fabric in each block. The quilt will be whimsical, and will lend itself to bright colors, stripes, stars, and dots. To start you off we will give you a fat quarter that you must use in your blocks use (at least in some of them). But...if you don't like the fat quarter or dots, you can choose any color scheme you like.

Hand Embroidery Club 2nd Sat. of the month, 10-noon FREE Kathy Sconce
If you want to learn to hand embroider or just brush up your technique, join us on the second Saturday of the month from 10 to noon. You can work on your own projects or you can join the project we are doing. We are still doing the Gardner's Alphabet Quilt Block of the Month by Crabapple Hill. We will explore a variety of embroidery stitches for each block each block (2 letters per month), plus we will learn how to color with regular crayons to enhance the blocks. Each month Kathy

Sconce shows us a new stitch to try, plus, she guides us through thread choices, how to knot, fabrics to use, and tracing techniques. We are also looking at new patterns, for those you do not want to do the Alphabet quilt or who have finished those blocks.

Knit Pickers' Club 2nd and 4th Wed of each month, 3-7 Carol Moler

We are changing up the Knit Pickers= Club. We=re going to knit 2 days a month every second and fourth Wednesday, and we=ll start earlier in the day at 3. For those you you who work, we=ll still be knitting >till 7. The Club is open to all skill levels. We want to share what we've learned, find new patterns, and simply just sit and knit. We work on some felting projects, fingerless mittens, mittens, and socks. And we are working on a group projectBmeaning everyone does the same pattern. Each month we will learn a different pattern, make it into a square and eventually put all the squares into one projectBafghan, scarf, bag, etc.

Other Classes

TBA Our schedule is limited this fall because of the pandemic. Face masks will be required in class and space will be limited. Classes will not run through lunch, so no eating (snacking & water okay, but no lunching). Bathrooms may or may not be available, but there are facilities within walking distance.

Other classes that I hope to schedule include Hand Quilting, Hand Applique, teaching long arm quilting, pillow case class, a quilt using our new ombres, machine quilting, machine applique, and machine applied binding. So stay tuned as we continue to tweak the schedule.

Christmas Club

Starting in September and running through November, from 1-4 on the second Saturday of the month, we will have a Christmas Club class. In each class we will have a different project, designed to teach you new skills (I hope). The projects will range from small to large: Credit Card holders, embroidered towels, wall hanging, laser cut stained glass, wool ornaments, table runner, and one quilt. We are still working on what projects and in what order. The fee for the class (all 3 sessions) will be \$50. Kit fees will be extra, but several of the projects will have free patterns and you will be able to use scraps, as well. Stay tuned for more details.

September classes

Beginning Quilting 8 weeks \$65 Barb Boyer Starting Sun Jan 19 or Thur Jan 16.

This comprehensive 8-week course will introduce to you almost everything you need to know about piecing a quilt top. Along the way you will learn about color, batting, thread, machines and various techniques to give you the skills to make

almost any quilt.

October Classes

Paper Piece Christmas Tree Sat Oct 17 noon-5 Sue Frerich \$30

Sue taught this quilt last season and it was a hit! You can choose to make your tree using traditional green colors, black and white, or mix it up with a Northern Lights look. The pieces are big so the quilt is finished quickly. It's a perfect accessory for a door or wall hanging for Christmas.



String Quilt, Oct 12, noon-5 Sue Frerich \$30

This is a no pattern quilt (meaning, you will get pattern instructions in class). String quilts are made from strips of fabric, various sizes, widths, colors. You "string" the fabrics together to make a piece of fabric, and then cut your piece from your "string." This is a wonderful way to use up your scraps and is a technique used by our grandmothers long ago to make quilts from whatever they had on hand. (This is Sue's quilt in progress. You'll see the Tinman and Chicken blocks from Block of the month, off to the side.)



Strip Stacks Quilt, Oct 24, noon-5 Sue Frerich \$30

We've done this quilt before, but it's so popular, we put it back on the schedule. It takes 2 1/2" strips (and we have an accucut dye that will cut 2 1/2" strips, if you don't want to use precuts). And since I'm always thinking Christmas gifts, this quilt would be wonderful in reds & greens, just in time for the holidays.



November Classes

Beginning Machine Applique TBA \$30 Barb Boyer

So many quilts use applique these days. Learn the ins and outs of machine applique, from points to curves. We will practice the button hole/blanket stitch, satin stitch, and you can also play around with your decorative stitches. Threads, fusibles and stabilizers will be discussed.

Beginning Machine Quilting TBA 1-4 \$30 Sue Frerich

Be prepared to quilt! You will practice your quilting skills on various samples, using both your walking foot and darning foot. Batting, threads, needles and patterns will be discussed. Who knows? By the time you leave you may even be able to write/quilt your name!

Binding Sun Nov 22, 1-4 1-4 Barb Boyer \$25

You'll learn how to accurately cut you bindings, whether bias, cross or straightBand when to use which one. You'll learn how to cut, then sew, join (so easy) and hand stitch part. Bindings so easy peasy you=ll wonder why you were ever nervous about putting on the binding.

Christmas Tree Wall Hanging Nov. 21, noon-5 \$30 Sue Frerich or Barb Boyer

This cute quilt uses a fun batik collection that includes plaids, stripes and sheep! The pattern comes with its own ruler and the hardest part is deciding what fabric to go where.



PreCut for Christmas Sat Nov. 7, Noon-5 \$30 Sue Frerich

Using 10" squares, you can make this happy Bow Tie quilt. If you don't want to use Christmas fabrics, you can use any 10" square package (usually 40 squares) plus a background. Easy to make, and whether it's for Christmas or a Christmas present, it will be finished in time for the holidays.

December Classes

Let's Do Christmas! Sat Dec. 5, 1-5 \$25 Barb Boyer
TBA

Other Classes

TBA Our schedule is limited this fall because of the pandemic. Face masks will be required in class and space will be limited. Classes will not run through lunch, so no eating (snacking & water okay, but no lunching). Bathrooms may or may not be available, but there are facilities within walking distance.

Other classes that I hope to schedule include Hand Quilting, Hand Applique, teaching long arm quilting, pillow case class, machine quilting, machine applique, and machine applied binding. So stay tuned as we continue to tweak the schedule.

CLUBS

HAND EMBROIDERY CLUB FREE!

If you want to learn to hand embroider or just brush up your technique, join us on the second Saturday of the month from 10 to noon. You can work on your own projects or you can join the project we are doing.

Hand Work Club FREE!

Every Tuesday afternoon from 2-4, join us to just sit & hand stitch, crochet, bind, or knit group. Bring what you're working on, sit up at the table in front by the window and work on your projects for a while. You can get advice & suggestions from your fellow quilters and share your experiences about your projects.

Knit Pickers' Club FREE!

This is another get-together class to sit & knit, work on our projects, share information and get some help. We will share techniques, suggest patterns, but mainly we'll sit & knit (or pick). We are discussing trying to do a group project meaning everyone does the same pattern. Each month we will learn a different pattern, make it into a square and eventually put all the squares into one project like a bag, scarf, bag, etc.

Block of the Month Club FREE!

First Saturday of the Month, 10:30-11:15. Join at any time. You get a free fat quarter if you come to class with the previous month's completed block.

Toad Toters Club

On full moon days (as noted in the calendar) you will get 20% off all purchases (not otherwise discounted) that you can fit in your bag. You must bring your bag to participate.

Full Moon Days: September 1, October 2 & 31 (we'll do something special for this Blue Moon), November 30, December 30

Discount Policy

We will honor only one discount -- whichever is largest. You can't combine a 10% with a 25% discount to get a 35% discount. On this we can't be bribed.

Color of the Month

September orange; October green, November flannels, December red.

Nolting Longarm Machines

Nolting has 5 main machines, each with different reaches: from 17" to 30" depending on the machine. They are sold with or without a frame, but after I saw & helped set up one of the steel frames this week, I recommend buying the frame. All machines, except for the Standard-- the most economical machine-- have a stitch regulator. I recommend a stitch regulator. All machines can be equipped with a computer and there are a couple of different ones to choose from. In addition, you can get an extended table base so that you can use rulers, you can get larger bobbins on some of the models and on the frames you can get hydraulic lifts to raise and lower the tables. In the coming weeks, I will print out more information on each model.

The best entry level machine is the Fun Quilter. It comes in 17", 20" & 23" reach. It comes with the Intellistitch Equalizer stitch regulator, standard speed control, needle up/down, and fixed handles in the front & rear. This machine can also be equipped with a computer.



The Pro Machine has the Intellistitch Turbo stitch regulator, single stitch option, standard speed control, needle up/down and customizable handles in the front & rear. The Pro Machine comes in 20", 24" and 30" reach with 10-12" of inside height. There are easy dials on the front to set stitch length and other options. This machine can also be equipped with a computer.



The NV Machine is the newest in the fleet of Nolting machines. This machine has a touch screen with progra

mmable stitch regulation. You can stitch in 4 different stitch modes plus single stitch and needleup/down. It also has an adjustable brightness LED work light. This machine can also be equipped with a computer.



Nolting also has a commercial machine with the Intellistitch Equalizer stitch regulator, standard speed control, needle up/down, and fixed handles in the front & rear. This machine can also be equipped with a computer.

**Normal Shop Hours:
Monday-Saturday 10-6
Sunday 1-5
Closed first Sunday of month (and some holidays)**

**Covid-19 Hours
M-S 10-5. Closed Sundays**

Color of the Month and Full Moon Schedule

Since I don't have classes posted, I forgot that I also didn't post the full moon and color of the month schedule.

Full Moon: June 5 (today, but we will observe it tomorrow as well); July 6, August 3 and September 1.

Colors: June blue; July Christmas; August black; September orange.

Join the fun and come feel the difference of quality fabrics.

Happy quilting!

Sincerely, Barbara Boyer
Around the Block
307-433-9555

www.aroundtheblockquilts.com