

Blue Moon Sale!

We will be very, very careful.....

Halloween doesn't get full moons very often regardless of what you see in the movies. The last one was in 2001 and the next won't be until 2039.



And this is a blue moon -- second full moon of the month, another rare occurrence.

So we will celebrate, but we won't pass out candy, have cookies or punch.

For Toad Toters, bring your bag and you will get 25% off your entire purchase. (Don't ask. I still don't have additional bags, I bought t-shirts instead this year.) So that means.....

For mask makers who either got or bought a t-shirt (and we still have some left), you will also get 25% off your purchase. You must wear your t-shirt to get your 25% off.

For everyone else, you can get 15% off entire purchase.

Ground rules: Everyone must wear a mask (the cloth mask or a PPE); and it must be worn over your nose. Please try to wear a regular mask and not a bandana or pulled up neck cowl. Other costumes are welcome but not essential to the sale.

If I get too many people in the store at once, I'll try to keep everyone spaced apart and may limit the number in the store at any one time. We will work together on this to keep us all safe.



October 30, 2020

Do you ever make up stories about the people who take your orders at drive through fast food places? Probably not. I mean, you really shouldn't.

But occasionally there is one person who just makes you wonder-like the very very cheerful person at ... let's just say a fast food restaurant in town. She's just not cheerful to me, I'm sure. I bet she's cheerful to everyone, person after person, car after car. And it's hard for me to imagine how she keeps up her cheerfulness, behind a mask, window open to the cold, hat on to keep warm. She is just amazingly cheerful.

So of course I imagined what she must be like at home. That much cheerfulness has got to be tiring. It's hard for me to keep it up during the day, and I know some of you have undoubtedly caught me on a grumpy day. That usually happens when the quilt I'm working on just isn't coming out right, or I can't figure out the pattern, or I'm ripping, or I'm running out of time to get things done-you know, a normal day at the shop.

So I got to thinking, maybe this very cheerful woman is a Jekyll/Hyde. She keeps up her positive and cheerful - did I mention this woman is really cheerful? - attitude for 8 hours at a stretch, says goodbye cheerfully to her co workers, and then goes home to her family (this is a woman who can't be living alone) and turns into a Hyde, Baby Jane, Mommy Dearest (I've been watching movies again). And when a family member comes up missing, no one suspects this delightfully cheerful woman from the fast food place. (I'm also reading murder mysteries right now.)

See what I mean? You really shouldn't start to make up stories about the cheerful people who take your money at a fast food place. And she is really cheerful. It's quite delightful.

But that's not what I want to talk about. No, I want to talk about the weird things you learn from books.

Back in March, April or was it May, I swore off reading books centered during the WWII time period. But it's hard escaping them.

I checked out two books from the library, one I knew was set during WWII and one I thought was just going to be a murder mystery. And I started another book about women spies during the war. Fortunately, I'm also reading a book about a hangman and his daughter, set in hangman times - a long time ago.

Now, just so I'm clear here, I dip in and out of all sorts of books at the same time. I also have an action adventure book I'm listening to in the car, a book about the Los Angeles Library in the bathroom-and let me be

even more clear. I've been reading that book since December. I'm not like my dad who could spend hours in the bathroom. The only family I have to escape from are the dogs and they tend to invade my privacy without asking first.

Where was I. Oh, yeah, reading different books at the same time. For me, books are sometimes like quilts. I work on several at the same time, just because I might be bored with one part of a quilt, and excited about another quilt. Same with books. When I get tired of all the WWII stuff, I switch to the hangman book. It's an odd sort of refreshing change.

But the murder mystery book is where I came across something that I had never heard of before: water glassing eggs to preserve them. The murder mystery is set in the present, but the murder happened during WWII. So half of the story is told during WWII and set in a small village that was eventually abandoned and turned into a reservoir and later drained - which is when the body was found.

What's interesting and depressing at the same time in these WWII books is the deprivations endured by everyone, from rationing to black outs to bombings. The rationing parts I do find interesting: like using makeup for legs and painting a black line down the back of the leg to mimic stockings. Actually one of the women claimed she tried using gravy as a leg makeup paste, but the flies that followed her were so bad she didn't try it again. I hadn't heard that one before, but it's true. Or the coupons used to buy clothing, food, alcohol, cigarettes, or making blouses out of abandoned silk parachutes. Or keeping curls in your hair buy using a sugar water concentration to set the curls.

And the blackout stories were interesting: trying to stay on the road when driving, which wasn't often because gas was rationed. Or counting the number of hand rails or poles as you walked to tell you when to make the turn to go home. Or using white paint as a reflecting device to help people see the sidewalks and roads and the curbs. Very important. Or the woman who refused to use black out curtains on the western windows, because the Germans wouldn't be approaching from that side.

But the odd thing that came up in the book was water glassing eggs as a way to preserve them. The author didn't explain, just mentioned that eggs were preserved from summertime when hens were laying so that fresh eggs would be available in the winter. So I looked it up.

You need a bucket with a lid, hydrated lime, and clean water (not well water, something closer to distilled water), a scale, fresh clean eggs but not washed eggs, just eggs clean of dirt. Mix the lime & water (often helps to add the lime to hot or boiled water to dissolve more easily). Cool water to room temp. Add eggs. Put the lid on the bucket. Store in a cool place.

Now for the eggs: You can't wash the eggs because that will allow the lime to seep into the eggs because the shells are porous. This means you can't use store bought eggs. On fresh eggs there is the "bloom" on the egg, which protects the egg from bacteria. The bloom is deposited by the hen when she lays the egg. For water glassed eggs you need to use eggs that still have the bloom on them (they also need to be free of dirt). Actually, eggs with the bloom still on will last up to three months, but that's another experiment.

Add eggs to the water/lime mixture. Depending on how you stack your eggs, you can get up to 80 eggs in a three gallon bucket. Store the tub of eggs at room temp for....6 months, if you like. The woman trying this as an experiment put the eggs in storage from Sept - Feb (apparently you can store up to 2 years). She reported that when she tried the first egg she did a comparison test: water glassed egg vs fresh egg. She broke them into individual bowls and they looked and smelled the same. So she cooked them and the water glassed eggs tasted just like fresh.

Other hints: if you want to hard boil a water glassed egg, you need to pin prick the shell, because the lime has hardened the shell. Also before you crack a water glassed egg you need to rinse it well to get the lime off the shell because the lime will cause the eggs to curdle.

So the lesson to be learned here - read more murder mystery books.

P.S. Don't miss the moon rises tonight and tomorrow. Yesterday's moon came up about 5:30. It looked like a ghost moon-huge silver/white disc hovering over the horizon. Tonight (5:53) and tomorrow (6:18), it's bound to be orange. Spooky. Happy Halloween.

Cruise News

Refunds checks.....will get here. The travel agent said to expect a 4-8 week wait, with emphasis on the 8 week. I don't know when that time period starts, either this week? or two weeks ago when we were told about the refunds. I'll keep you posted. We might get a nice Christmas bonus, maybe right before Christmas.....

Schedule Change

1. Sat. Nov. 14 1-5 -- Introduction to Wool Ornaments Barb Boyer
I will teach the easiest way to make wool ornaments using fusible web.

The appliques will be tacked down with floss, pearl cotton, or wool thread, and embellished as much as you like. I will show various embroidery stitches to use, and we even have some Christmas buttons for added decorations. You can use any pattern or book for your ornaments.

2. Sat. October 31, noon-5. Christmas table runner -- of course this is a star pattern and Sue's tablerunner is hanging by the register. Get a jump on your Christmas projects and join us for some Halloween fun.

3. Paper pieced Christmas Tree--offered on a different date: Sat. Nov. 7, noon-5.


4. Sat Dec. 5, the "Let's Do Christmas!" we'll be making a BQ quilt and we have several examples in the shop, including one with golden retriever puppies.

We have also added to our Christmas display--coasters, a stuffed pillow and some really nice linen towels ready for embroidery or applique.

WHAT'S NEW!!

We have batting! Quilter's Dream (I think it's the 80/20 roll), a wool roll, plus bags of King Size batts (4 of them), and from Winline a 6 ounce all cotton batting--a little fluffier than regular all cotton bat, and a 50/50 bamboo/cotton bat.


From Benartex (and more from this line should be coming)



From Studio E



From Quilting Treasures:



From Henry Glass:



These 3 are flannels



From Alexander Henry:





We're making a
table runner with this
fabric! We had 1
kit....just sold. But we
do have more books!



From 3 Wishes:






From Henry Glass and Windham:



From Robert Kaufman:






From Northcott:







flannel

flannel



flannel



From Henry Glass:







From Alexander Henry:





From Northcott:

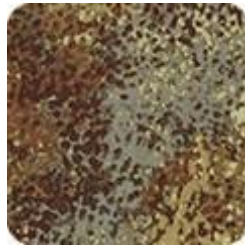



We've got a cute quilt made up with these pups.





From Robert Kaufman:



OCTOBER 2020						

Sun	Mon	Tues	Wed	Thurs	Friday	Sat
				1	2	3
	Color of the month: green				Full Moon	BOM 10:30
4	5	6	7	8	9	10
Closed						Embroidery Club 10-noon Christmas Club 1-4
11	12	13	14	15	16	17
Beginning Quilting 1-4	String Quilt Columbus Day	Hand work Club 2-4				Paper Pieced Christmas Tree Noon-5
18	19	20	21	22	23	24
Beginning Quilting 1-4		Hand work Club 2-4	Knit Pickers' Club 3-7			Strip Stacks, Noon-5
25	26	27	28	29	30	31

Beginning Quilting 1-4		Hand work Club 2-4		Long Arm Rental Day		Christmas Star table runner Noon-5 Halloween Full Moon
------------------------	--	--------------------	--	---------------------	--	---

NOVEMBER 2020						
Sun	Mon	Tues	Wed	Thurs	Friday	Sat
1 Closed	2	3 Hand work Club 2-4	4	5 Long Arm Rental Day	6	7 BOM 10:30 Paper Pieced Christmas Tree noon-5
8 Beginning Quilting 1-4	9	10 Hand work Club 2-4	11 Knit Pickers' Club 3-7 Veterans Day	12 Long Arm Rental Day	13	14 Embroidery Club 10-noon Wool Ornaments 1-5
15 Beginning Quilting 1-4	16	17 Hand work Club 2-4	18	19 Long Arm Rental Day	20	21 Christmas Tree (not paper pieced) Noon-5
22	23	24	25	26	27	28

Binding 1-4		Hand work Club 2-4	Knit Pickers' Club 3-7	Thanksgiving Day Closed	Black Friday Sale	Shop Small Business Sale
29	30 Full Moon	Color of the month: flannels				
Shop Small Business Sale						

DECEMBER 2020						
Sun	Mon	Tues	Wed	Thurs	Friday	Sat
		1	2	3	4	5
	Color of the month: red	Hand work Club 2-4		Long Arm Rental Day		BOM 10:30 Let's Do Christmas! BQ Quilt 1-5
6	7	8	9	10	11	12
Closed		Hand work Club 2-4	Knit Pickers' Club 3-7	Long Arm Rental Day		Embroidery Club 10-noon Christmas Club 1-4
13	14	15	16	17	18	19
		Hand work Club 2-4		Long Arm Rental Day		

20	21	22	23	24	25	26
		Hand work Club 2-4	Knit Pickers' Club 3-7		Christmas Closed	
27	28	29	30	31		
			Full Moon			

Please look on the calendars above for times and dates.

Ongoing Classes & Clubs

Block of the Month First Sat of month 10:30-11:15 FREE Barb Boyer
Join at any time. You get a free fat quarter if you come to class with the previous month's completed block. This year the challenge is to use polka dot fabric in each block. The quilt will be whimsical, and will lend itself to bright colors, stripes, stars, and dots. To start you off we will give you a fat quarter that you must use in your blocks use (at least in some of them). But...if you don't like the fat quarter or dots, you can choose any color scheme you like.

Hand Embroidery Club 2nd Sat. of the month, 10-noon FREE Kathy Sconce
If you want to learn to hand embroider or just brush up your technique, join us on the second Saturday of the month from 10 to noon. You can work on your own projects or you can join the project we are doing. We are still doing the Gardner's Alphabet Quilt Block of the Month by Crabapple Hill. We will explore a variety of embroidery stitches for each block each block (2 letters per month), plus we will learn how to color with regular crayons to enhance the blocks. Each month Kathy Sconce shows us a new stitch to try, plus, she guides us through thread choices, how to knot, fabrics to use, and tracing techniques. We are also looking at new patterns, for those you do not want to do the Alphabet quilt or who have finished those blocks.

Knit Pickers' Club 2nd and 4th Wed of each month, 3-7 Carol Moler

We are changing up the Knit Pickers= Club. We=re going to knit 2 days a month every second and fourth Wednesday, and we=ll start earlier in the day at 3. For those you you who work, we=ll still be knitting >till 7. The Club is open to all skill levels. We want to share what we've learned, find new patterns, and simply just sit and knit. We work on some felting projects, fingerless mittens, mittens, and socks. And we are working on a group projectBmeaning everyone does the same pattern. Each month we will learn a different pattern, make it into a square and eventually put all the squares into one projectBafghan, scarf, bag, etc.

Other Classes

TBA Our schedule is limited this fall because of the pandemic. Face masks will be required in class and space will be limited. Classes will not run through lunch, so no eating (snacking & water okay, but no lunching). Bathrooms may or may not be available, but there are facilities within walking distance.

Other classes that I hope to schedule include Hand Quilting, Hand Applique, teaching long arm quilting, pillow case class, a quilt using our new ombres, machine quilting, machine applique, and machine applied binding. So stay tuned as we continue to tweak the schedule.

November Classes

Beginning Machine Applique TBA \$30 Barb Boyer

So many quilts use applique these days. Learn the ins and outs of machine applique, from points to curves. We will practice the button hole/blanket stitch, satin stitch, and you can also play around with your decorative stitches. Threads, fusibles and stabilizers will be discussed.

Beginning Machine Quilting TBA 1-4 \$30 Sue Frerich

Be prepared to quilt! You will practice your quilting skills on various samples, using both your walking foot and darning foot. Batting, threads, needles and patterns will be discussed. Who knows? By the time you leave you may even be able to write/quilt your name!

Binding Sun Nov 22, 1-4 1-4 Barb Boyer \$25

You'll learn how to accurately cut you bindings, whether bias, cross or straightB and when to use which one. You'll learn how to cut, then sew, join (so easy) and hand stitch part. Bindings so easy peasy you=ll wonder why you were ever nervous about putting on the binding.

Christmas Tree Wall Hanging Nov. 21, noon-5 \$30 Sue Frerich or Barb Boyer

This cute quilt uses a fun batik collection that includes plaids, stripes and sheep! The pattern comes with its own ruler and the hardest part is deciding what fabric to go where.



**Paper Piece Christmas Tree Sat Nov. 7 noon-5
Sue Frerich \$30**

Sue taught this quilt last season and it was a hit! You can choose to make your tree using traditional green colors, black and white, or mix it up with a Northern Lights look. The pieces are big so the quilt is finished quickly. It's a perfect accessory for a door or wall hanging for Christmas.



Wool Ornaments Sat Nov. 14, Noon-5 \$30 Barb Boyer

Choose any wool ornaments patterns, picks some wools for your projects, and come learn you to make easy Christmas ornaments. I'll teach you easy ways to assemble the wool, easy embellishing stitches (you can go simple or crazy with your stitches), and we'll talk about turning your old wool sweaters into "ugly" sweater ornaments. It's fun!

December Classes

**Let's Do Christmas! Sat Dec. 5, 1-5 \$25 Barb Boyer
TBA**

Other Classes

TBA Our schedule is limited this fall because of the pandemic. Face masks will be required in class and space will be limited. Classes will not run through lunch, so no eating (snacking & water okay, but no lunching). Bathrooms may or may not be available, but there are facilities within walking distance.

Other classes that I hope to schedule include Hand Quilting, Hand Applique, teaching long arm quilting, pillow case class, machine quilting, machine applique, and machine applied binding. So stay tuned as we continue to tweak the schedule.

CLUBS

HAND EMBROIDERY CLUB FREE!

If you want to learn to hand embroider or just brush up your technique, join us on the second Saturday of the month from 10 to noon. You can work on your own projects or you can join the project we are doing.

Hand Work Club FREE!

Every Tuesday afternoon from 2-4, join us to just sit & hand stitch, crochet, bind, or knit group. Bring what you're working on, sit up at the table in front by the window and work on your projects for a while. You can get advice & suggestions from your fellow quilters and share your experiences about your projects.

Knit Pickers' Club FREE!

This is another get-together class to sit & knit, work on our projects, share information and get some help. We will share techniques, suggest patterns, but mainly we'll sit & knit (or pick). We are discussing trying to do a group project meaning everyone does the same pattern. Each month we will learn a different pattern, make it into a square and eventually put all the squares into one project Afghan, scarf, bag, etc.

Block of the Month Club FREE!

First Saturday of the Month, 10:30-11:15. Join at any time. You get a free fat quarter if you come to class with the previous month's completed block.

Toad Toters Club

On full moon days (as noted in the calendar) you will get 20% off all purchases (not otherwise discounted) that you can fit in your bag. You must bring your bag to participate.

Full Moon Days: September 1, October 2 & 31 (we'll do something special for this Blue Moon), November 30, December 30

Discount Policy

We will honor only one discount -- whichever is largest. You can't combine a 10% with a 25% discount to get a 35% discount. On this we can't be bribed.

Color of the Month

September orange; October green, November flannels, December red.

Nolting Longarm Machines

Nolting has 5 main machines, each with different reaches: from 17" to 30" depending on the machine. They are sold with or without a frame, but after I saw & helped set up one of the steel frames this week, I recommend buying the frame. All machines, except for the Standard-- the most economical machine-- have a stitch regulator. I recommend a stitch regulator. All machines can be equipped with a computer and there are a couple of different ones to choose from. In addition, you can get an extended table base so that you can use rulers, you can get larger bobbins on some of the models and on the frames you can get hydraulic lifts to raise and lower the tables. In the coming weeks, I will print out more information on each model.

The best entry level machine is the Fun Quilter. It comes in 17", 20" & 23" reach. It comes with the Intellistitch Equalizer stitch regulator, standard speed control, needle up/down, and fixed handles in the front & rear. This machine can also be equipped with a computer.



The Pro Machine has the Intellistitch Turbo stitch regulator, single stitch option, standard speed control, needle up/down and customizable handles in the front & rear. The Pro Machine comes in 20", 24" and 30" reach with 10-12" of inside height. There are easy dials on the front to set stitch length and other options. This machine can also be equipped with a computer.



The NV Machine is the newest in the fleet of Nolting machines. This machine has a touch screen with progra

mmable stitch regulation. You can stitch in 4 different stitch modes plus single stitch and needleup/down. It also has an adjustable brightness LED work light. This machine can also be equipped with a computer.



Nolting also has a commercial machine with the Intellistitch Equalizer stitch regulator, standard speed control, needle up/down, and fixed handles in the front & rear. This machine can also be equipped with a computer.

**Normal Shop Hours:
Monday-Saturday 10-5
Sunday 1-5
Closed first Sunday of month (and some holidays)**

Color of the Month and Full Moon Schedule

Since I don't have classes posted, I forgot that I also didn't post the full moon and color of the month schedule.

Full Moon: June 5 (today, but we will observe it tomorrow as well); July 6, August 3 and September 1.

Colors: June blue; July Christmas; August black; September orange.

Join the fun and come feel the difference of quality fabrics.

Happy quilting!

Sincerely, Barbara Boyer
Around the Block
307-433-9555
www.aroundtheblockquilts.com