



Around the Block QUILT SHOP

October 2, 2020

You know it's a bad day in the west when the big horn sheep take to the road.

The Mullen fire in south-central Wyoming has crossed the border and is heading south - right toward the Cameron Peak fire which is about 60 miles away. The Mullen fire which started on Sept. 17 has burned 117,420 acres or about 183 square miles. It was just over 56 square miles a week ago.



The Cameron Peak fire, the third largest in Colorado, has burned 125,000 acres, about 20,000 more acres since last week.

But I didn't really want to talk about the fires. We have plenty of daily reminders in the air regarding those fires. And we need to talk about something more fun, although the big horn sheep trucking down the road is a pretty fun picture.

No I want to talk about weight gain. Do you wake up in the morning feeling fat? This is the lead sentence in the ad for one of those diet plans, this one targeting men. Because, of course, women don't wake up feeling fat. We have our comfy clothes on. We don't feel fat until we put on the one size smaller pair of jeans. And fat is just not a word that should be used to describe anyone any more. Plus I have more important things to think about, right as I wake up. So do the dogs.

But bears, on the other hand, want to wake up fat. In fact, they even have a competition around getting fat. It's called Fat Bear Week. Okay, the bears aren't competing, people are. (You're fortunate that Becca is outside barking at joggers, otherwise she would weigh in on this conversation. Get it.

Weigh in. You can stop laughing any time now.)

Anyway, in Alaska, Katmai National Park sets up a bracket of bears and on line voting for people (not bears) to vote on their favorite fat bear. The competition runs from Sept 30-Oct 6 and you get to vote on which bear you think will be the fattest at the end of the month. Click on <https://explore.org/fat-bear-week> Or just google Fat Bear Week and click on any of the sites that come up. You'll find it.

There are returning favorites in the competition, like Holly, who won in 2019, underdogs like 747 who almost won in past years, and aging icons like Otis who have won in past years. There are even family favorites, like Holly's cub, named 435's cub, who gets to compete this year.

If you haven't figured it out by now, bears are eating for hibernation, and some are eating for two or three - soon to be mama bears. They can pack on up to 1,000 pounds before they head to their den. And in Katmai, they claim to have some of the largest bears in the world.

The bears are caught on six different webcams set up around Brooks River, where the bears come to eat salmon. You can watch the bears from multiple angles, pick your favorite and vote on line. Before and after pictures are also posted, so you can see just how fat your favorite bear has gotten. Park rangers are also on line to answer questions and give play by play action reports-kinda like football, only instead of big humans on a field catching pigskins, you've got really really big bears in a stream catching salmon. Right now, I think the bears sound a lot more exciting to watch than football.



On a final note, I had one entry in the write Becca a theme song contest. (No, there really wasn't a contest) Sung to the tune of Davey Crockett:

Becca, Becca the Dog, Queen of North Cheyenne!
I keep a watch both far and wide,
Letting all know they are seen.
If you drive or if you run I will spot you and say Wuff, Wuff
I guard Cheyenne from every threat.
Becca, Becca the Dog, Queen of North Cheyenne!

Becca's happy. She's flying her queen flag by the dog house she doesn't use. She promises she won't steal any of your beer, Richard, at least for a week.

Precautionary news:

The woman who cleans the shop tested positive for covid yesterday. She cleaned the shop late yesterday afternoon. She went home, suddenly didn't feel too good, went for a rapid test and tested positive.

She did not get covid-19 from being in the store. Let me be clear about that. AND she wore a mask and gloves while she worked. AND only Jean and I were in the store at the time. AND we were socially distanced. AND because we were socially distanced we never shared the same airspace for 15 minutes or more. All of that is critical information regarding the spreading of covid-19.

I have been in contact with the Health Department and because of all of the precautions we take in the store and all of the precautions the cleaning woman takes, we have no need to quarantine or shut down the store.

Anyone who has been in the store prior to 3 p.m. on Wednesday: No worries. The covid did not originate here and I believe that everyone who comes to the store will be safe.

But we will take extra precautions for the next 7-14 days.

1. Block of the Month. We will not meet, and I will post the blocks in the newsletter. Yes, there are 2 blocks, and they are cute. And I have figured out what the final blocks will be....but I won't tell until November. Trust me. You'll like what I've done and we will be able to finish by December.

2. You can also come in on Saturday to pick up the pattern if you want. Bring your finished block with you so you can get a free fat quarter. I just didn't want to have class because we have gotten lax about social distancing while in the store after class. I want to be very careful for the next 2 weeks. And not just because of this incident: Covid cases are rising dramatically in Cheyenne and, clearly, the cases are not confined to nursing homes, hospitals and prisons--the more vulnerable populations.

3. There will be no rentals of the longarm until the end of the month.

4. Beginning Quilting: We normally skip the first Sunday of the month, and I forgot to tell you about that last week. I had planned on meeting, but because of the scare, I will cancel. I'll try to get everyone called.

5. The Tuesday hand class and the Wednesday knitting class: We will skip this upcoming week, but we should be back to normal the following week. All other classes will be held because they are scheduled far enough out.

6. I will have staff stay away from the store until next week, out of an abundance of caution. The reason why I am careful with staff is because we have more close contacts with you as customers and I want to minimize that for the next 7 days.

7. The store is open and the store is safe. We will continue to wear masks and keep our distance from each other. Please make sure you carry hand sanitizer and use it before and after your visits to the store.

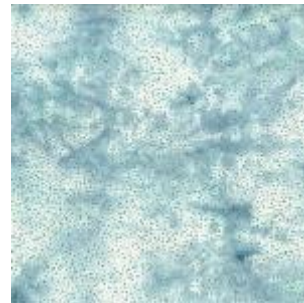
My cleaning woman is a friend. She has a child with a compromised health system, so she takes extreme caution in everything she does and everywhere she goes.

Stay safe everyone. Wear a mask. Wash your hands. Stay 6 feet apart.

WHAT'S NEW!!

We got many patterns: new wool applique patterns, piecing, books, lots of fun stuff. It's hard to show all the patterns. If I have time, I'll put some in.

From Hoffman:






These are all linen textures






We also got a lot of the variegated floss in that everyone wanted, more applique fiber, stuffing (for pillows), books, new patterns, plastic for templates (we have a quilt planned), spray bottle holders to attach to your ironing board (really nice), and more pearl cotton from Valdani.

From Northcott:









flannel

flannel

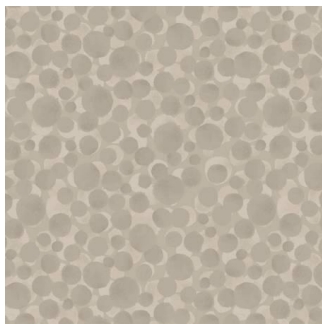
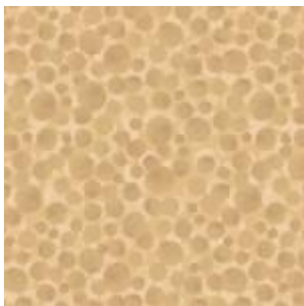


flannel






From Lewis & Irene:




(backgrounds for
Elizabeth Hartman
quilts)

From Henry Glass:



From Alexander Henry:









From Northcott:




We've got a cute quilt made up with these pups.








From Henry Glass and Benartex





From Robert Kaufman:

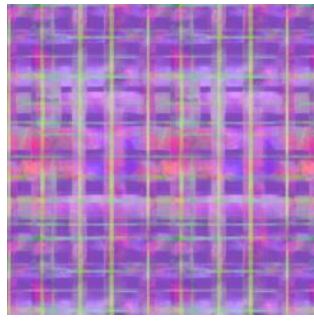



From 3 Wishes:



From Quilting Treasures:






From Henry Glass:




flannel



flannel



flannel



OCTOBER 2020

Sun	Mon	Tues	Wed	Thurs	Friday	Sat
				1	2	3
	Color of the month:				Full Moon	BOM 10:30

	green					
4	5	6	7	8	9	10
Closed						Embroidery Club 10-noon Christmas Club 1-4
11	12	13	14	15	16	17
Beginning Quilting 1- 4	String Quilt Columbus Day	Hand work Club 2-4				Paper Pieced Christmas Tree Noon-5
18	19	20	21	22	23	24
Beginning Quilting 1- 4		Hand work Club 2-4	Knit Pickers' Club 3-7			Strip Stacks, Noon- 5
25	26	27	28	29	30	31
Beginning Quilting 1- 4		Hand work Club 2-4		Long Arm Rental Day		Halloween Full Moon

NOVEMBER 2020

Sun	Mon	Tues	Wed	Thurs	Friday	Sat
1 Closed	2	3 Hand work Club 2-4	4	5 Long Arm Rental Day	6	7 BOM 10:30 Precut for Christmas 1-5
8 Beginning Quilting 1-4	9	10 Hand work Club 2-4	11 Knit Pickers' Club 3-7 Veterans Day	12 Long Arm Rental Day	13	14 Embroidery Club 10-noon Christmas Club 1-4
15 Beginning Quilting 1-4	16	17 Hand work Club 2-4	18	19 Long Arm Rental Day	20	21 Christmas Tree (not paper pieced) Noon-5
22 Binding 1- 4	23	24 Hand work Club 2-4	25 Knit Pickers' Club 3-7	26 Thanksgiving Day Closed	27 Black Friday Sale	28 Shop Small Business Sale
29	30					

Shop Small Business Sale	Full Moon	Color of the month: flannels				
---	----------------------	---	--	--	--	--

DECEMBER 2020						
Sun	Mon	Tues	Wed	Thurs	Friday	Sat
		1	2	3	4	5
	Color of the month: red	Hand work Club 2-4		Long Arm Rental Day		BOM 10:30 Let's Do Christmas! 1-5
6	7	8	9	10	11	12
Closed		Hand work Club 2-4	Knit Pickers' Club 3-7	Long Arm Rental Day		Embroidery Club 10-noon Christmas Club 1-4
13	14	15	16	17	18	19
		Hand work Club 2-4		Long Arm Rental Day		
20	21	22	23	24	25	26
		Hand work Club 2-4	Knit Pickers' Club 3-7		Christmas Closed	

27	28	29	30	31		
			Full Moon			

Christmas Club

September 12, October 10, November 24 from 1-4

Club fee is \$25 for all 3 sessions. Kit fees separate.

Each month we will work on quick easy projects (although I will throw a quilt into the mix). Please bring your sewing machine and basic sewing kit/tools.

September we will have a Santa Claus t-towel (or you can put him on any fabric you like). We will have him kitted for you on toweling fabric, needle and pearl cotton. No tracing involved.

We will also have a simple oven mitt pattern, already cut out, complete with Insul-Brite for the "batting."

October we will make a wall hanging that requires tumbleweeds, so start collecting now (one is enough). And we'll start work on a wool door hanging.

Projects may change a bit, and other small things may be added-like some wool ornaments, a wool appliqued pillow, potholders and a warm bread basket (keeps bread warm).

Please sign up early, so that I can make sure I have kits ready for those things that will be kitted. Some projects, like the wall hanging, will not be kitted, so you can use your scraps.

Please look on the calendars above for times and dates.

Ongoing Classes & Clubs

Block of the Month First Sat of month 10:30-11:15 FREE Barb Boyer

Join at any time. You get a free fat quarter if you come to class with the previous month's completed block. This year the challenge is to use polka dot fabric in each block. The quilt will be whimsical, and will lend itself to bright colors, stripes, stars, and dots. To start you off we will give you a fat quarter that you must use in your blocks use (at least in some of them). But...if you don't like the fat quarter or dots, you can choose any color scheme you like.

Hand Embroidery Club 2nd Sat. of the month, 10-noon FREE Kathy Sconce

If you want to learn to hand embroider or just brush up your technique, join us on the second Saturday of the month from 10 to noon. You can work on your own projects or you can join the project we are doing. We are still doing the Gardner= Alphabet Quilt Block of the Month by Crabapple Hill. We will explore a variety of embroidery stitches for each block each block (2 letters per month), plus we will learn how to color with regular crayons to enhance the blocks. Each month Kathy Sconce shows us a new stitch to try, plus, she guides us through thread choices, how to knot, fabrics to use, and tracing techniques. We are also looking at new patterns, for those you do not want to do the Alphabet quilt or who have finished those blocks.

Knit Pickers' Club 2nd and 4th Wed of each month, 3-7 Carol Moler

We are changing up the Knit Pickers= Club. We=re going to knit 2 days a month every second and fourth Wednesday, and we=ll start earlier in the day at 3. For those you you who work, we=ll still be knitting >till 7. The Club is open to all skill levels. We want to share what we've learned, find new patterns, and simply just sit and knit. We work on some felting projects, fingerless mittens, mittens, and socks. And we are working on a group projectBmeaning everyone does the same pattern. Each month we will learn a different pattern, make it into a square and eventually put all the squares into one projectBafghan, scarf, bag, etc.

Other Classes

TBA Our schedule is limited this fall because of the pandemic. Face masks will be required in class and space will be limited. Classes will not run through lunch, so no eating (snacking & water okay, but no lunching). Bathrooms may or may not be available, but there are facilities within walking distance.

Other classes that I hope to schedule include Hand Quilting, Hand Applique, teaching long arm quilting, pillow case class, a quilt using our new ombres, machine quilting, machine applique, and machine applied binding. So stay tuned as we continue to tweak the schedule.

Christmas Club

Starting in September and running through November, from 1-4 on the second Saturday of the month, we will have a Christmas Club class. In each class we will have a different project, designed to teach you new skills (I hope). The projects will range from small to large: Credit Card holders, embroidered towels, wall hanging, laser cut stained glass, wool ornaments, table runner, and one quilt. We are still working on what projects and in what order. The fee for the class (all 3 sessions) will be \$50. Kit fees will be extra, but several of the projects will have free patterns and you will be able to use scraps, as well. Stay tuned for more details.

September classes

Beginning Quilting 8 weeks \$65 Barb Boyer Starting Sun Jan 19 or Thur Jan 16.

This comprehensive 8-week course will introduce to you almost everything you need to know about piecing a quilt top. Along the way you will learn about color, batting, thread, machines and various techniques to give you the skills to make almost any quilt.

October Classes

Paper Piece Christmas Tree Sat Oct 17 noon-5 Sue Frerich \$30

Sue taught this quilt last season and it was a hit! You can choose to make your tree using traditional green colors, black and white, or mix it up with a Northern Lights look. The pieces are big so the quilt is finished quickly. It's a perfect accessory for a door or wall hanging for Christmas.



String Quilt, Oct 12, noon-5 Sue Frerich \$30

This is a no pattern quilt (meaning, you will get pattern instructions in class). String quilts are made from strips of fabric, various sizes, widths, colors. You "string" the fabrics together to make a piece of fabric, and then cut your piece from your "string." This is a wonderful way to use up your scraps and is a technique used by our grandmothers long ago to make quilts from whatever they had on hand. (This is Sue's quilt in progress. You'll see the Tinman and Chicken blocks from Block of the month, off to the side.)



Strip Stacks Quilt, Oct 24, noon-5 Sue Frerich \$30

We've done this quilt before, but it's so popular, we put it back on the schedule. It

takes 2 1/2" strips (and we have an accucut dye that will cut 2 1/2" strips, if you don't want to use precuts). And since I'm always thinking Christmas gifts, this quilt would be wonderful in reds & greens, just in time for the holidays.

November Classes

Beginning Machine Applique TBA \$30 Barb Boyer

So many quilts use applique these days. Learn the ins and outs of machine applique, from points to curves. We will practice the button hole/blanket stitch, satin stitch, and you can also play around with your decorative stitches. Threads, fusibles and stabilizers will be discussed.



Beginning Machine Quilting TBA 1-4 \$30 Sue Frerich

Be prepared to quilt! You will practice your quilting skills on various samples, using both your walking foot and darning foot. Batting, threads, needles and patterns will be discussed. Who knows? By the time you leave you may even be able to write/quilt your name!

Binding Sun Nov 22, 1-4 Barb Boyer \$25

You'll learn how to accurately cut your bindings, whether bias, cross or straightBand when to use which one. You'll learn how to cut, then sew, join (so easy) and hand stitch part. Bindings so easy peasy you=ll wonder why you were ever nervous about putting on the binding.

Christmas Tree Wall Hanging Nov. 21, noon-5 \$30 Sue Frerich or Barb Boyer

This cute quilt uses a fun batik collection that includes plaids, stripes and sheep! The pattern comes with its own ruler and the hardest part is deciding what fabric to go where.



PreCut for Christmas Sat Nov. 7, Noon-5 \$30 Sue Frerich

Using 10"squares, you can make this happy Bow Tie quilt. If you don't want to use Christmas fabrics, you can use any 10" square package (usually 40 squares) plus a background. Easy to make, and whether it's for Christmas or a Christmas present, it will be finished in time for the holidays.

December Classes

Let's Do Christmas! Sat Dec. 5, 1-5 \$25 Barb Boyer

TBA

Other Classes

TBA Our schedule is limited this fall because of the pandemic. Face masks will be required in class and space will be limited. Classes will not run through lunch, so no eating (snacking & water okay, but no lunching). Bathrooms may or may not be available, but there are facilities within walking distance.

Other classes that I hope to schedule include Hand Quilting, Hand Applique, teaching long arm quilting, pillow case class, machine quilting, machine applique, and machine applied binding. So stay tuned as we continue to tweak the schedule.

CLUBS

HAND EMBROIDERY CLUB FREE!

If you want to learn to hand embroider or just brush up your technique, join us on the second Saturday of the month from 10 to noon. You can work on your own projects or you can join the project we are doing.

Hand Work Club FREE!

Every Tuesday afternoon from 2-4, join us to just sit & hand stitch, crochet, bind, or knit group. Bring what you're working on, sit up at the table in front by the window and work on your projects for a while. You can get advice & suggestions from your fellow quilters and share your experiences about your projects.

Knit Pickers' Club FREE!

This is another get-together class to sit & knit, work on our projects, share information and get some help. We will share techniques, suggest patterns, but mainly we'll sit & knit (or pick). We are discussing trying to do a group project meaning everyone does the same pattern. Each month we will learn a different pattern, make it into a square and eventually put all the squares into one project Afghan, scarf, bag, etc.

Block of the Month Club FREE!

First Saturday of the Month, 10:30-11:15. Join at any time. You get a free fat quarter if you come to class with the previous month's completed block.

Toad Toters Club

On full moon days (as noted in the calendar) you will get 20% off all purchases (not otherwise discounted) that you can fit in your bag. You must bring your bag to participate.

Full Moon Days: September 1, October 2 & 31 (we'll do something special for this Blue Moon), November 30, December 30

Discount Policy

We will honor only one discount -- whichever is largest. You can't combine a 10% with a 25% discount to get a 35% discount. On this we can't be bribed.

Color of the Month

September orange; October green, November flannels, December red.

Nolting Longarm Machines

Nolting has 5 main machines, each with different reaches: from 17" to 30" depending on the machine. They are sold with or without a frame, but after I saw & helped set up one of the steel frames this week, I recommend buying the frame. All machines, except for the Standard-- the most economical machine-- have a stitch regulator. I recommend a stitch regulator. All machines can be equipped with a computer and there are a couple of different ones to choose from. In addition, you can get an extended table base so that you can use rulers, you can get larger bobbins on some of the models and on the frames you can get hydraulic lifts to raise and lower the tables. In the coming weeks, I will print out more information on each model.

The best entry level machine is the Fun Quilter. It comes in 17", 20" & 23" reach. It comes with the Intellistitch Equalizer stitch regulator, standard speed control, needle up/down, and fixed handles in the front & rear. This machine can also be equipped with a computer.



The Pro Machine has the Intellistitch Turbo stitch regulator, single stitch option, standard speed control, needle up/down and customizable

handles in the front & rear. The Pro Machine comes in 20", 24" and 30" reach with 10-12" of inside height. There are easy dials on the front to set stitch length and other options. This machine can also be equipped with a computer.



The NV Machine is the newest in the fleet of Nolting machines. This machine has a touch screen with programmable stitch regulation. You can stitch in 4 different stitch modes plus single stitch and needleup/down. It also has an adjustable brightness LED work light. This machine can also be equipped with a computer.



Nolting also has a commercial machine with the Intellistitch Equalizer stitch regulator, standard speed control, needle up/down, and fixed handles in the front & rear. This machine can also be equipped with a computer.

Normal Shop Hours:
Monday-Saturday 10-6
Sunday 1-5

Closed first Sunday of month (and some holidays)

Covid-19 Hours
M-S 10-5. Closed Sundays

Color of the Month and Full Moon Schedule

Since I don't have classes posted, I forgot that I also didn't post the full moon and color of the month schedule.

Full Moon: June 5 (today, but we will observe it tomorrow as well); July 6, August 3 and September 1.

Colors: June blue; July Christmas; August black; September orange.

Join the fun and come feel the difference of quality fabrics.

Happy quilting!

Sincerely, Barbara Boyer
Around the Block
307-433-9555
www.aroundtheblockquilts.com