



Around the Block
QUILT SHOP

October 16, 2020

The best and the worst Halloween themed movies (in no particular order)

Becca and I have been watching Halloween styled movies this month. Cassidy just snoozes through everything, kinda like your great aunt who falls asleep after the opening credits of the Sound the Music.

Becca doesn't particularly like horror movies, but she does like the ones with werewolves, because of all of the howling.

So this month we've watched quite a few & we'll give you the thumbs up and paws down on what we've seen (okay, we haven't watched everything on the list this year. There is not enough time in the evening, what with watching weather nation for fire/smoke, hurricane news and non rain stories in the west, various debates, the French Open (tennis) and reruns of the Closer).

Pumpkinhead.

I think this is the first time I've seen this one. The pumpkinhead monster is pretty good, and the plot line is what you'd expect, with a little bit of Deliverance creepiness thrown in. I was curious about the cast after I finished watching it, and discovered only two of main cast members ever show up again in film. That's how good the cast is. Although you could take the idiotic, self centered young women and men (the bikers and their "chicks") and plop them right into the Geico Halloween ad, the one where the young people are trying to find a place to hide and they choose to hide behind the shed with the chainsaws instead of just leaving in the running car. Thumb & paw neutral.

House on Haunted Hill (1999)

This one had a recognizable cast, headed by Geoffrey Rush. The movie pays slight homage to the original (1959) starring Vincent Price. The owner of an amusement park (named Price) throws a birthday party for his wife at an old insane asylum where bunches of people died 50 years prior. The plot twists are many, people don't die when you think they have (that isn't a spoiler alert; any sensible person watching should automatically figure out what is

coming next), and there are a lot of incredible graphics/cgi stuff. If nothing else, watch the opening 10 minutes or so. You'll never willingly get on a roller coaster again. Thumbs up, paw neutral. (Becca got a little confused....)

King Kong (the original in black and white)

This is a wonderful movie. Unlike the Peter Jackson remake, which follows the same basic plot line, the original doesn't pad the plot, explain all the details and give you the entire back stories of everyone. Expanding the 1 hour and 49 minute film to 3 hours isn't needed to help explain what is going on. Don't get me wrong, I liked Jackson's remake, but the original is the winner. Thumbs and paws up.

Fantasy Island

I was warned about this one. Suffice it to say, I got up part way through and cooked supper. Twenty minutes later, I picked back up on the story with no problem. And no desire to rewind. Thumb and paw down.

Van Helsing

Always good for a laugh, and also because Hugh Jackman stars. In this movie you get not only Dracula, but also Frankenstein and his monster, the Wolfman and Dr. Jekyll/Mr. Hyde. It's a shame the Mummy didn't show up. The middle part of the movie gets a little long, but the beginning is a hoot. Val Helsing gets stocked up on vampire killing tools from a friar, just like James Bond gets stocked up on "toys" from Q or, in later movies, M. Thumbs and paws up, but especially for Hugh Jackman in his hair extensions.

Halloween (the original)

Classic scary movie. Perfect scary music. And a heroine in Jamie Lee Curtis, who knows how to protect herself while hiding in a closet: Find a coat hanger and make it into a weapon. Smart thinking women didn't abound in horror movies back then. She was a first. Thumbs and paws up. But only for the original. The sequels get hard to track from the storylines to the characters. I tried and needed lots of help from the internet to keep things straight.

Dracula (the original)

Nothing beats Bela Lugosi. He is just creepy. Blah Blah Blah. It's worth watching the original, because it will help you understand all that comes after. Thumbs and paws up.

Mary Shelley's Frankenstein starring Kenneth Branagh. But you also get Tom Hulce (Mozart in Amadeus), Helena Bonham Carter (most recently known for the Harry Potter films), Ian Holm (Bilbo, plus many other roles) and Robert De Niro, whom I didn't recognize until the monster started to heal up. De Niro is the monster. It's a little slow in places, and very deliberate in others, and it hits you over the head with a bit of philosophy: The monster asks, "Yes, I speak, and read, and think, and know the ways of

man," he says, with an echo of Caliban. And he asks, "What of my soul? Do I have one? What of these people of which I am composed?" So it's a little melodramatic in places. But overall a nice staging of Mary Shelley's book. Thumbs and paws up.

Young Frankenstein

If you have not seen this movie, you are missing some of the best lines in movieland: Walk this way. What hump? "It's pronounced Fronkensteen." "Wait master, it might be dangerous...you go first." "Good night, Frau Blucher." And a horse winnies. And the monster doing a soft shoe shuffle while singing 'Puttin on the Ritz. Thumbs and paws up.

Wolfman (the original)

Becca insisted I include this one, mainly because of all the howling. She likes it better than I do. Thumb neutral but paws up.

Now there are other Halloween movies, nice ones, horror one, funny ones. Many I've seen and will watch again. I don't like the slasher movies, although the original Chainsaw Massacre is worth watching. The reruns are just kinda sad. I like Beetlejuice, Practical Magic, The Exorcist, Carrie (original), The Shining (original), Wait until Dark (not really Halloween, but creepy), Hocus Pocus is okay, Halloween Town (cute), The Sixth Sense (good the first time), and anything Alfred Hitchcock. Some of these I'll watch any time; others are just enough creepy that if the news of the day has been creepy, I return to Closer reruns. The reruns are safe and allow me to knit or embroidery without having to pay careful attention to the tv.

I don't like Ghostbusters very much, or Rosemary's Baby, Child's Play (the Chucky series), the Blair Witch series (which was hard to watch because the camera is not steady, I mainly got seasick watching it, I have the same reaction to the Bourne movies), Nightmare before Christmas (sorry), and Witches of Eastwick.

And if all else fails, you've got Bruce Campbell and his Evil Dead movies, movies that give low budget a good name. And if you haven't seen him in Bubba Ho Tep, you are missing one of the funniest "horror" movies ever, starring Bruce as Elvis Presley (Elvis didn't die, his stand-in did) and Ossie Davis as JFK. They are both in a nursing home, if that helps.

Schedule Change

1. Sat. Nov. 14 1-5 -- Introduction to Wool Ornaments Barb Boyer
I will teach the easiest way to make wool ornaments using fusible web.
The appliques will be tacked down with floss, pearl cotton, or wool thread, and embellished as much as you like. I will show various

embroidery stitches to use, and we even have some Christmas buttons for added decorations. You can use any pattern or book for your ornaments.

2. Sat. October 31, noon-5. Christmas table runner -- of course this is a star pattern and Sue's tablerunner is hanging by the register. Get a jump on your Christmas projects and join us for some Halloween fun.

3. Paper pieced Christmas Tree--offered on a different date: Sat. Nov. 7, noon-5.

4. Sat Dec. 5, the "Let's Do Christmas!" we'll be making a BQ quilt and we have several examples in the shop, including one with golden retriever puppies.

We have also added to our Christmas display--coasters, a stuffed pillow and some really nice linen towels ready for embroidery or applique.

WHAT'S NEW!!

From Henry Glass:



These 3 are flannels



From Alexander Henry:





We're making a tablerunner with this fabric! We had 1 kit....just sold. But we do have more books!






From 3 Wishes:





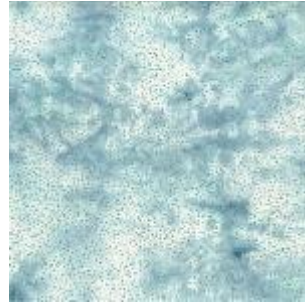
From Henry Glass and Windham:



From Robert Kaufman:



From Hoffman:



These are all linen textures






We also got a lot of the variegated floss in that everyone wanted, more applique fiber, stuffing (for pillows), books, new patterns, plastic for templates (we have a quilt planned), spray bottle holders to attach to your ironing board (really nice), and more pearl cotton from Valdani.

From Northcott:








flannel

flannel




flannel





From Henry Glass:






From Alexander Henry:





From Northcott:





We've got a cute quilt made up with these pups.





From Robert Kaufman:



OCTOBER 2020

Sun	Mon	Tues	Wed	Thurs	Friday	Sat
				1	2	3

	Color of the month: green				Full Moon	BOM 10:30
4	5	6	7	8	9	10
Closed						Embroidery Club 10-noon Christmas Club 1-4
11	12	13	14	15	16	17
Beginning Quilting 1-4	String Quilt Columbus Day	Hand work Club 2-4				Paper Pieced Christmas Tree Noon-5
18	19	20	21	22	23	24
Beginning Quilting 1-4		Hand work Club 2-4	Knit Pickers' Club 3-7			Strip Stacks, Noon-5
25	26	27	28	29	30	31
Beginning Quilting 1-4		Hand work Club 2-4		Long Arm Rental Day		Christmas Star table runner Noon-5 Halloween Full Moon

NOVEMBER 2020

Sun	Mon	Tues	Wed	Thurs	Friday	Sat
1	2	3	4	5	6	7

Closed		Hand work Club 2-4		Long Arm Rental Day		BOM 10:30 Paper Pieced Christmas Tree noon-5
8	9	10	11	12	13	14
Beginning Quilting 1- 4		Hand work Club 2-4	Knit Pickers' Club 3-7 Veterans Day	Long Arm Rental Day		Embroidery Club 10-noon Wool Ornaments 1-5
15	16	17	18	19	20	21
Beginning Quilting 1- 4		Hand work Club 2-4		Long Arm Rental Day		Christmas Tree (not paper pieced) Noon-5
22	23	24	25	26	27	28
Binding 1- 4		Hand work Club 2-4	Knit Pickers' Club 3-7	Thanksgiving Day Closed	Black Friday Sale	Shop Small Business Sale
29	30					
Shop Small Business Sale	Full Moon	Color of the month: flannels				

DECEMBER 2020

Sun	Mon	Tues	Wed	Thurs	Friday	Sat
		1	2	3	4	5
	Color of the month: red	Hand work Club 2-4		Long Arm Rental Day		BOM 10:30 Let's Do Christmas! BQ Quilt 1-5
6	7	8	9	10	11	12
Closed		Hand work Club 2-4	Knit Pickers' Club 3-7	Long Arm Rental Day		Embroidery Club 10-noon Christmas Club 1-4
13	14	15	16	17	18	19
		Hand work Club 2-4		Long Arm Rental Day		
20	21	22	23	24	25	26
		Hand work Club 2-4	Knit Pickers' Club 3-7		Christmas Closed	
27	28	29	30	31		
			Full Moon			

Christmas Club

September 12, October 10, November 24 from 1-4
 Club fee is \$25 for all 3 sessions. Kit fees separate.

Each month we will work on quick easy projects (although I will throw a quilt into the mix). Please bring your sewing machine and basic sewing kit/tools.

September we will have a Santa Claus t-towel (or you can put him on any fabric you like). We will have him kitted for you on toweling fabric, needle and pearl cotton. No tracing involved. We will also have a simple oven mitt pattern, already cut out, complete with Insul-Brite for the "batting."

October we will make a wall hanging that requires tumbleweeds, so start collecting now (one is enough). And we'll start work on a wool door hanging.

Projects may change a bit, and other small things may be added-like some wool ornaments, a wool appliqued pillow, potholders and a warm bread basket (keeps bread warm).

Please sign up early, so that I can make sure I have kits ready for those things that will be kitted. Some projects, like the wall hanging, will not be kitted, so you can use your scraps.

Please look on the calendars above for times and dates.

Ongoing Classes & Clubs

Block of the Month First Sat of month 10:30-11:15 FREE Barb Boyer
Join at any time. You get a free fat quarter if you come to class with the previous month's completed block. This year the challenge is to use polka dot fabric in each block. The quilt will be whimsical, and will lend itself to bright colors, stripes, stars, and dots. To start you off we will give you a fat quarter that you must use in your blocks use (at least in some of them). But...if you don't like the fat quarter or dots, you can choose any color scheme you like.

Hand Embroidery Club 2nd Sat. of the month, 10-noon FREE Kathy Sconce
If you want to learn to hand embroider or just brush up your technique, join us on the second Saturday of the month from 10 to noon. You can work on your own projects or you can join the project we are doing. We are still doing the Gardner's Alphabet Quilt Block of the Month by Crabapple Hill. We will explore a variety of embroidery stitches for each block each block (2 letters per month), plus we will learn how to color with regular crayons to enhance the blocks. Each month Kathy Sconce shows us a new stitch to try, plus, she guides us through thread choices, how to knot, fabrics to use, and tracing techniques. We are also looking at new patterns, for those you do not want to do the Alphabet quilt or who have finished those blocks.

Knit Pickers' Club 2nd and 4th Wed of each month, 3-7 Carol Moler
We are changing up the Knit Pickers' Club. We're going to knit 2 days a month every second and fourth Wednesday, and we'll start earlier in the day at 3. For those you who work, we'll still be knitting >till 7. The Club is open to all skill levels. We want to share what we've learned, find new patterns, and simply just sit and knit. We work on some felting projects, fingerless mittens, mittens, and socks. And we are working on a group project meaning everyone does the same pattern. Each month we will learn a different pattern, make it into a square and

eventually put all the squares into one projectBafghan, scarf, bag, etc.

Other Classes

TBA Our schedule is limited this fall because of the pandemic. Face masks will be required in class and space will be limited. Classes will not run through lunch, so no eating (snacking & water okay, but no lunching). Bathrooms may or may not be available, but there are facilities within walking distance.

Other classes that I hope to schedule include Hand Quilting, Hand Applique, teaching long arm quilting, pillow case class, a quilt using our new ombres, machine quilting, machine applique, and machine applied binding. So stay tuned as we continue to tweak the schedule.

Christmas Club

Starting in September and running through November, from 1-4 on the second Saturday of the month, we will have a Christmas Club class. In each class we will have a different project, designed to teach you new skills (I hope). The projects will range from small to large: Credit Card holders, embroidered towels, wall hanging, laser cut stained glass, wool ornaments, table runner, and one quilt. We are still working on what projects and in what order. The fee for the class (all 3 sessions) will be \$50. Kit fees will be extra, but several of the projects will have free patterns and you will be able to use scraps, as well. Stay tuned for more details.

September classes

Beginning Quilting 8 weeks \$65 Barb Boyer Starting Sun Jan 19 or Thur Jan 16.

This comprehensive 8-week course will introduce to you almost everything you need to know about piecing a quilt top. Along the way you will learn about color, batting, thread, machines and various techniques to give you the skills to make almost any quilt.

October Classes

Paper Piece Christmas Tree Sat Oct 17 noon-5 Sue Frerich \$30

Sue taught this quilt last season and it was a hit! You can choose to make your tree using traditional green colors, black and white, or mix it up with a Northern Lights look. The pieces are big so the quilt is finished quickly. It's a perfect accessory for a door or wall hanging for Christmas.



String Quilt, Oct 12, noon-5 Sue Frerich \$30

This is a no pattern quilt (meaning, you will get pattern instructions in class). String

quilts are made from strips of fabric, various sizes, widths, colors. You "string" the fabrics together to make a piece of fabric, and then cut your piece from your "string." This is a wonderful way to use up your scraps and is a technique used by our grandmothers long ago to make quilts from whatever they had on hand. (This is Sue's quilt in progress. You'll see the Tinman and Chicken blocks from Block of the month, off to the side.)



Strip Stacks Quilt, Oct 24, noon-5 Sue Frerich \$30

We've done this quilt before, but it's so popular, we put it back on the schedule. It takes 2 1/2" strips (and we have an accucut dye that will cut 2 1/2" strips, if you don't want to use precuts). And since I'm always thinking Christmas gifts, this quilt would be wonderful in reds & greens, just in time for the holidays.

November Classes

Beginning Machine Applique TBA \$30 Barb Boyer

So many quilts use applique these days. Learn the ins and outs of machine applique, from points to curves. We will practice the button hole/blanket stitch, satin stitch, and you can also play around with your decorative stitches. Threads, fusibles and stabilizers will be discussed.



Beginning Machine Quilting TBA 1-4 \$30 Sue Frerich

Be prepared to quilt! You will practice your quilting skills on various samples, using both your walking foot and darning foot. Batting, threads, needles and patterns will be discussed. Who knows? By the time you leave you may even be able to write/quilt your name!

Binding Sun Nov 22, 1-4 Barb Boyer \$25

You'll learn how to accurately cut your bindings, whether bias, cross or straightBand when to use which one. You'll learn how to cut, then sew, join (so easy) and hand stitch part. Bindings so easy peasy you'll wonder why you were ever nervous about putting on the binding.

Christmas Tree Wall Hanging Nov. 21, noon-5 \$30 Sue Frerich or Barb Boyer

This cute quilt uses a fun batik collection that includes plaids, stripes and sheep! The pattern comes with its own ruler and the hardest part is deciding what fabric to go where.



PreCut for Christmas Sat Nov. 7, Noon-5 \$30 Sue Frerich

Using 10" squares, you can make this happy Bow Tie quilt. If you don't want to use Christmas fabrics, you can use any 10" square package (usually 40 squares) plus a background. Easy to make, and whether it's for Christmas or a Christmas present, it will be finished in time for the holidays.

December Classes

Let's Do Christmas! Sat Dec. 5, 1-5 \$25 Barb Boyer
TBA

Other Classes

TBA Our schedule is limited this fall because of the pandemic. Face masks will be required in class and space will be limited. Classes will not run through lunch, so no eating (snacking & water okay, but no lunching). Bathrooms may or may not be available, but there are facilities within walking distance.

Other classes that I hope to schedule include Hand Quilting, Hand Applique, teaching long arm quilting, pillow case class, machine quilting, machine applique, and machine applied binding. So stay tuned as we continue to tweak the schedule.

CLUBS

HAND EMBROIDERY CLUBFREE!

If you want to learn to hand embroider or just brush up your technique, join us on the second Saturday of the month from 10 to noon. You can work on your own projects or you can join the project we are doing.

Hand Work ClubFREE!

Every Tuesday afternoon from 2-4, join us to just sit & hand stitch, crochet, bind, or knit group. Bring what you're working on, sit up at the table in front by the window and work on your projects for a while. You can get advice & suggestions from your fellow quilters and share your experiences about your projects.

Knit Pickers' Club FREE!

This is another get-together class to sit & knit, work on our projects, share information and get some help. We will share techniques, suggest patterns, but mainly we'll sit & knit (or pick). We are discussing trying to do a group project meaning everyone does the same pattern. Each month we will learn a different pattern, make it into a square and eventually put all the squares into one project Afghan, scarf, bag, etc.

Block of the Month Club FREE!

First Saturday of the Month, 10:30-11:15. Join at any time. You get a free fat quarter if you come to class with the previous month's completed block.

Toad Toters Club

On full moon days (as noted in the calendar) you will get 20% off all purchases (not otherwise discounted) that you can fit in your bag. You must bring your bag to participate.

Full Moon Days: September 1, October 2 & 31 (we'll do something special for this Blue Moon), November 30, December 30

Discount Policy

We will honor only one discount -- whichever is largest. You can't combine a 10% with a 25% discount to get a 35% discount. On this we can't be bribed.

Color of the Month

September orange; October green, November flannels, December red.

Nolting Longarm Machines

Nolting has 5 main machines, each with different reaches: from 17" to 30" depending on the machine. They are sold with or without a frame, but after I saw & helped set up one of the steel frames this week, I recommend buying the frame. All machines, except for the Standard-- the most economical machine-- have a stitch regulator. I recommend a stitch regulator. All machines can be equipped with a computer and there are a couple of different ones to choose from. In addition, you can get an extended table base so that you can use rulers, you can get larger bobbins on some of the models and on the frames you can get hydraulic lifts to raise and lower the tables. In the coming weeks, I will print out more information on each model.

The best entry level machine is the Fun Quilter. It comes in 17", 20" & 23" reach. It comes with the Intellistitch Equalizer stitch regulator, standard speed control, needle up/down, and fixed handles in the front & rear. This machine can also be equipped with a computer.



The Pro Machine has the Intellistitch Turbo stitch regulator, single stitch option, standard speed control, needle up/down and customizable

handles in the front & rear. The Pro Machine comes in 20", 24" and 30" reach with 10-12" of inside height. There are easy dials on the front to set stitch length and other options. This machine can also be equipped with a computer.



The NV Machine is the newest in the fleet of Nolting machines. This machine has a touch screen with programmable stitch regulation. You can stitch in 4 different stitch modes plus single stitch and needle up/down. It also has an adjustable brightness LED work light. This machine can also be equipped with a computer.



Nolting also has a commercial machine with the Intellistitch Equalizer stitch regulator, standard speed control, needle up/down, and fixed handles in the front & rear. This machine can also be equipped with a computer.

Normal Shop Hours:
Monday-Saturday 10-6
Sunday 1-5
Closed first Sunday of month (and some holidays)

Covid-19 Hours
M-S 10-5. Closed Sundays

Color of the Month and Full Moon Schedule

Since I don't have classes posted, I forgot that I also didn't post the full moon and color of the month schedule.

Full Moon: June 5 (today, but we will observe it tomorrow as well); July

6, August 3 and September 1.

Colors: June blue; July Christmas; August black; September orange.

Join the fun and come feel the difference of quality fabrics.

Happy quilting!

Sincerely, Barbara Boyer

Around the Block

307-433-9555

www.aroundtheblockquilts.com