



November 7, 2020

Under the category of important news for today comes this headline:

"The iPhone 12 Pro Max is available to preorder starting today - here's how to decide between the 4 colors." (Not what you thought I would say. Grin.) Clearly what's been keeping me up at night is how to choose among the blue, gold, graphite, and silver iPhones. Do I choose my phone to match my eyes or my bank account - if that's not clear, that's blue or gold. And, actually, my bank account doesn't rise to the level of gold. Or silver. Decisions decisions.

There is so much wrong with that particular marketing headline, I just don't know where to begin.

But we don't need to be talking about Christmas gifts yet. There's still 48 shopping days to go, plenty of time. And right now we're in that no man's land territory between Halloween and Christmas: Halloween is over, Christmas is too far away, there's just not much to do between now and Christmas. I haven't forgotten about Thanksgiving. But it's not like the other two holidays. You just eat on Thanksgiving. There aren't any really good Thanksgiving movies, you don't exchange gifts, no zombies or ghosts, no rum filled egg nog, no sugar cookies, no glittery trees, no trick or treat - oh, wait, we didn't do that this year. Sorry. No mall Santas-oh wait, we won't have mall Santas, either.

On that depressing note, all we have to lift us out of the doldrums is food.

"What's a dolrum?" Becca asked, coming around the corner. Becca, for the uninitiated, is my 30 pound mini Australian Shepard, who is just full of opinions.

"I am not 30 pounds. I'm 25 pounds."

"Check the scales. You've put on 5 covid pounds (that's the equivalent of

10 in humans)," I told her. "And it's doldrum, with a d."

"You're a doldrum," she said.

"That's not nice," I said. "Besides people aren't doldrums. It's more of a description, although it's not really an adjective, and it is a noun, but..."

"Get on with it," Becca said. "You're putting your readers into the doldrums."

"Okay. Doldrums, or the doldrums, refers to an area around the middle of the earth where the trade winds typically don't blow. The north winds collide with the south winds and they cancel each other out."

"I bet that's not how NASA describes it," Becca said with a sly grin.

"Well, the point is, if you are a ship wrecked sailor and you get caught in this area, you aren't going nowhere."

"Anywhere," Becca corrected. I ignored her.

"The word may have come from an obsolete word meaning a slothful or stupid person, or derived from a Middle English word *dold*, meaning to make or become dull or blunt or to become inactive, a dull or listless period."

"So what you're saying is that we are in this inactive period between Halloween and Christmas where there is nothing to do but eat?"

"Yes."

"Why didn't you just say that?" She grinned and trotted outside. Sigh. Where was I...oh yes, food.

My eye was caught by a headline declaring itself to be the easiest mashed potato recipe ever. I was intrigued. Mashed potatoes are generally a little time consuming because of the boiling and the mashing, and they tend to get lumpy, although that doesn't bother me. The hype said, "All you need are the ingredients in your pantry to take mashed potatoes to the next level." I was eager to learn more. 1) Peel and quarter 3 pounds of potatoes. 2) Boil for 20 minutes or so. 3) Drain, put the potatoes back in the pan. 4) Mash while adding milk, butter, salt, pepper and garlic powder. And voila, you've got "next level" mashed potatoes. (Hint: That was sarcasm. What you've got is normal mashed potatoes. Delicious, but normal.)

I was looking for something more unique or crazier, as in this story about a new way of cooking a chicken in a hot pot: Travel to

Yellowstone. Find a hot pot (one of those super heated thermal pools). Put a chicken in a pot. Put the pot in a hot pot. And voila, you've got cooked chicken.

I forgot to mention: Avoid the park rangers. The guy that got arrested in August for foot travel in a thermal area has been put on probation, banned from the park for two years, and fined \$600 per chicken. That makes Omaha Steaks look cheap.

So while we're in the doldrums between Halloween and Christmas, or at least Thanksgiving, start looking for fun recipes for Thanksgiving dinner that don't get you prosecuted or fined, but lift your spirits and let you set sail into the Christmas season and....

"That's enough, doldrum," Becca said, trotting back in. "We're going to get enough wind this weekend, you don't need to add to it."

"Becca!"

Tula Pink's Linework

Tula Pink's Linework collection is in. I only bought a few bolts, including the "sketch pad" fabric in wide back. I have 10" squares and fat quarters of the entire collection. I have one kit of Daydream left. The kit is \$210 -- call if you are interested, I wouldn't wait. I really wouldn't.



Block of the Month:


We will meet outside tomorrow--assuming the wind is down and the temperature is up. There is one block to go. Yeah!

I will send the block (probably next week) via this newsletter. My quilt is all done, so you can also come in to see the completed quilt in person.

I will try to have a bonus block block in December (the cow that you've been seeing in previous versions of the quilt).

WHAT'S NEW!!

From Tula Pink:



wideback



One Daybreak kit







10" squares & fat
quarter bundles,
limited supplies

From Northcott (really cool) (we're doing kits for a quilt):





Also in wideback





From Benartex (and more from this line should be coming)




From Studio E:




We'll have a quilt soon, showing off this line.

From Quilting Treasures:



From Henry Glass:





These 3 are flannels

From Alexander Henry:




From 3 Wishes:







We're working up a quilt for this one, off a free pattern using this fabric.

From Robert Kaufman:




We've made this into a quilt. No kits, but fabric requirements are mainly the 2 panels plus borders.



From Northcott:







flannel




flannel

flannel



From Henry Glass:








From Alexander Henry:



From Northcott:



We've got a cute quilt made up with these pups.



NOVEMBER 2020

Sun	Mon	Tues	Wed	Thurs	Friday	Sat
1 Closed	2	3 Hand work Club 2-4	4	5 Long Arm Rental Day	6	7 BOM 10:30 Paper Pieced Christmas Tree noon-5
8 Beginning Quilting 1-4	9	10 Hand work Club 2-4	11 Knit Pickers' Club 3-7 Veterans Day	12 Long Arm Rental Day	13	14 Embroidery Club 10-noon Wool Ornaments 1-5
15 Beginning Quilting 1-4	16	17 Hand work Club 2-4	18	19 Long Arm Rental Day	20	21 Christmas Tree (not paper pieced) Noon-5
22 Binding 1- 4	23	24 Hand work Club 2-4	25 Knit Pickers' Club 3-7	26 Thanksgiving Day Closed	27 Black Friday Sale	28 Shop Small Business Sale
29	30					

Shop Small Business Sale	Full Moon	Color of the month: flannels				
---	----------------------	---	--	--	--	--

DECEMBER 2020						
Sun	Mon	Tues	Wed	Thurs	Friday	Sat
		1	2	3	4	5
	Color of the month: red	Hand work Club 2-4		Long Arm Rental Day		BOM 10:30 Let's Do Christmas! BQ Quilt 1- 5
6	7	8	9	10	11	12
Closed		Hand work Club 2-4	Knit Pickers' Club 3-7	Long Arm Rental Day		Embroidery Club 10-noon Christmas Club 1-4
13	14	15	16	17	18	19
		Hand work Club 2-4		Long Arm Rental Day		
20	21	22	23	24	25	26

		Hand work Club 2-4	Knit Pickers' Club 3-7		Christmas Closed	
27	28	29	30 Full Moon	31		

Please look on the calendars above for times and dates.

Ongoing Classes & Clubs

Block of the Month First Sat of month 10:30-11:15 FREE Barb Boyer
Join at any time. You get a free fat quarter if you come to class with the previous month's completed block. This year the challenge is to use polka dot fabric in each block. The quilt will be whimsical, and will lend itself to bright colors, stripes, stars, and dots. To start you off we will give you a fat quarter that you must use in your blocks use (at least in some of them). But...if you don't like the fat quarter or dots, you can choose any color scheme you like.

Hand Embroidery Club 2nd Sat. of the month, 10-noon FREE Kathy Sconce
If you want to learn to hand embroider or just brush up your technique, join us on the second Saturday of the month from 10 to noon. You can work on your own projects or you can join the project we are doing. We are still doing the Gardner's Alphabet Quilt Block of the Month by Crabapple Hill. We will explore a variety of embroidery stitches for each block each block (2 letters per month), plus we will learn how to color with regular crayons to enhance the blocks. Each month Kathy Sconce shows us a new stitch to try, plus, she guides us through thread choices, how to knot, fabrics to use, and tracing techniques. We are also looking at new patterns, for those you do not want to do the Alphabet quilt or who have finished those blocks.

Knit Pickers' Club 2nd and 4th Wed of each month, 3-7 Carol Moler
We are changing up the Knit Pickers' Club. We're going to knit 2 days a month every second and fourth Wednesday, and we'll start earlier in the day at 3. For those you who work, we'll still be knitting >till 7. The Club is open to all skill levels. We want to share what we've learned, find new patterns, and simply just sit and knit. We work on some felting projects, fingerless mittens, mittens, and socks. And we are working on a group project meaning everyone does the same pattern. Each month we will learn a different pattern, make it into a square and eventually put all the squares into one project Afghan, scarf, bag, etc.

Other Classes

TBA Our schedule is limited this fall because of the pandemic. Face masks will be required in class and space will be limited. Classes will not run through lunch, so no eating (snacking & water okay, but no lunching). Bathrooms may or may not be available, but there are facilities within walking distance.

Other classes that I hope to schedule include Hand Quilting, Hand Applique, teaching long arm quilting, pillow case class, a quilt using our new ombres, machine quilting, machine applique, and machine applied binding. So stay tuned as we continue to tweak the schedule.

November Classes

Beginning Machine Applique TBA \$30 Barb Boyer

So many quilts use applique these days. Learn the ins and outs of machine applique, from points to curves. We will practice the button hole/blanket stitch, satin stitch, and you can also play around with your decorative stitches. Threads, fusibles and stabilizers will be discussed.

Beginning Machine Quilting TBA 1-4 \$30 Sue Frerich

Be prepared to quilt! You will practice your quilting skills on various samples, using both your walking foot and darning foot. Batting, threads, needles and patterns will be discussed. Who knows? By the time you leave you may even be able to write/quilt your name!

Binding Sun Nov 22, 1-4 Barb Boyer \$25

You'll learn how to accurately cut your bindings, whether bias, cross or straight. When to use which one. You'll learn how to cut, then sew, join (so easy) and hand stitch part. Bindings so easy peasy you'll wonder why you were ever nervous about putting on the binding.

Christmas Tree Wall Hanging Nov. 21, noon-5 \$30 Sue Frerich or Barb Boyer

This cute quilt uses a fun batik collection that includes plaids, stripes and sheep! The pattern comes with its own ruler and the hardest part is deciding what fabric to go where.



Paper Piece Christmas Tree Sat Nov. 7 noon-5 Sue Frerich \$30

Sue taught this quilt last season and it was a hit! You can choose to make your tree using traditional green colors, black and white, or mix it up with a Northern Lights look. The pieces are big so the quilt is finished quickly. It's a perfect accessory for a door or wall hanging for Christmas.



Wool Ornaments Sat Nov. 14, Noon-5 \$30 Barb Boyer

Choose any wool ornaments patterns, picks some wools for your projects, and come learn you to make easy Christmas ornaments. I'll teach you easy ways to assemble the wool, easy embellishing stitches (you can go simple or crazy with your stitches), and we'll talk about turning your old wool sweaters into "ugly" sweater ornaments. It's fun!

December Classes

Let's Do Christmas! Sat Dec. 5, 1-5 \$25 Barb Boyer
TBA

Other Classes

TBA Our schedule is limited this fall because of the pandemic. Face masks will be required in class and space will be limited. Classes will not run through lunch, so no eating (snacking & water okay, but no lunching). Bathrooms may or may not be available, but there are facilities within walking distance.

Other classes that I hope to schedule include Hand Quilting, Hand Applique, teaching long arm quilting, pillow case class, machine quilting, machine applique, and machine applied binding. So stay tuned as we continue to tweak the schedule.

CLUBS

HAND EMBROIDERY CLUB FREE!

If you want to learn to hand embroider or just brush up your technique, join us on the second Saturday of the month from 10 to noon. You can work on your own projects or you can join the project we are doing.

Hand Work Club FREE!

Every Tuesday afternoon from 2-4, join us to just sit & hand stitch, crochet, bind, or knit group. Bring what you're working on, sit up at the table in front by the window and work on your projects for a while. You can get advice & suggestions from your fellow quilters and share your experiences about your projects.

Knit Pickers' Club FREE!

This is another get-together class to sit & knit, work on our projects, share information and get some help. We will share techniques, suggest patterns, but mainly we'll sit & knit (or pick). We are discussing trying to do a group project meaning everyone does the same pattern. Each month we will learn a different pattern, make it into a square and eventually put all the squares into one project Afghan, scarf, bag, etc.

Block of the Month Club FREE!

First Saturday of the Month, 10:30-11:15. Join at any time. You get a free fat quarter if you come to class with the previous month's completed block.

Toad Toters Club

On full moon days (as noted in the calendar) you will get 20% off all purchases (not otherwise discounted) that you can fit in your bag. You must bring your bag to participate.

Full Moon Days: September 1, October 2 & 31 (we'll do something special for this Blue Moon), November 30, December 30

Discount Policy

We will honor only one discount -- whichever is largest. You can't combine a 10% with a 25% discount to get a 35% discount. On this we can't be bribed.

Color of the Month

September orange; October green, November flannels, December red.

Nolting Longarm Machines

Nolting has 5 main machines, each with different reaches: from 17" to 30" depending on the machine. They are sold with or without a frame, but after I saw & helped set up one of the steel frames this week, I recommend buying the frame. All machines, except for the Standard-- the most economical machine-- have a stitch regulator. I recommend a stitch regulator. All machines can be equipped with a computer and there are a couple of different ones to choose from. In addition, you can get an extended table base so that you can use rulers, you can get larger bobbins on some of the models and on the frames you can get hydraulic lifts to raise and lower the tables. In the coming weeks, I will print out more information on each model.

The best entry level machine is the Fun Quilter. It comes in 17", 20" & 23" reach. It comes with the Intellistitch Equalizer stitch regulator, standard speed control, needle up/down, and fixed handles in the front & rear. This machine can also be equipped with a computer.



The Pro Machine has the Intellistitch Turbo stitch regulator, single stitch option, standard speed control, needle up/down and customizable handles in the front & rear. The Pro Machine comes in 20", 24" and 30" reach with 10-12" of inside height. There are easy dials on the front to set stitch length and other options. This machine can also be equipped with a computer.



The NV Machine is the newest in the fleet of Nolting machines. This machine has a touch screen with progra

mmable stitch regulation. You can stitch in 4 different stitch modes plus single stitch and needleup/down. It also has an adjustable brightness LED work light. This machine can also be equipped with a computer.



Nolting also has a commercial machine with the Intellistitch Equalizer stitch regulator, standard speed control, needle up/down, and fixed handles in the front & rear. This machine can also be equipped with a computer.

**Normal Shop Hours:
Monday-Saturday 10-5
Sunday 1-5
Closed first Sunday of month (and some holidays)**

Join the fun and come feel the difference of quality fabrics.

Happy quilting!

Sincerely, Barbara Boyer
Around the Block
307-433-9555

www.aroundtheblockquilts.com