

Black Friday Sale & Support Small Business Saturday



Black Friday sale

All books = 20% off
All black (not gray), all white (not cream),
and all black & white fabrics (no extra
colors)=20% off

Saturday Support Small Business Day Sale

Finish your quilt sale: Backing, Binding, Batting are 20% off -- BUT you
MUST to bring in your finished quilt top for show & tell!

Masks required, of course. And we'll be careful.



November 27, 2020

"I bet you wouldn't save me from an alligator," Becca told me while she was looking at the snow falling outside. "You kept me and Cassidy outside in the snow while you cooked the turkey dinner."

"Well, you would just be under foot," I told her. "I put gravy on your dinner, don't you remember?"

"Yeah, but would you save me from an alligator?" Okay, I wasn't expecting that.

"What are you talking about? There are no gators in Wyoming. Even if there were, it's too cold. They'd be dead by now. It's too cold. When it gets cold they brummate, which means they kinda sink to the bottom of the river and stay there until they need to breathe. Did you know they

can hold their breath for up to an hour?"

"That's beside the point. You're deliberately avoiding my question. That means you probably wouldn't save me from an alligator." She started getting those puppy dog eyes.

"All right, you're right. I probably wouldn't save you. Meaning, I probably couldn't save you. What's this all about, anyway?" That was all she needed, encouragement to show off she knew something I didn't.

"Well this guy in Florida ripped his puppy out of the jaws of an alligator. And he didn't even drop his cigar!"

She's right. I didn't know that until I saw the video on the Seth Meyers program last night. This man, Richard Wilbanks who is 74, was walking his King Charles Spaniel puppy around a pond by his home when the gator came out of the pond and snatched up the puppy. "It came out of the water like a missile," he said. "I never thought an alligator could be that fast. It was so quick."

"He jumped right into the pond to save Gunner, that's the puppy's name," Becca said. "He pried open the jaws of death and pulled his puppy to safety before the alligator ate him. I bet you couldn't do that."

"No I couldn't," I told her. "That's why I just said I probably wouldn't save you. It's a good thing you don't live in Florida. Now, if a cougar came after you..." Becca looked up hopefully..."I wouldn't save you either. Or a fox, or a coyote, or a wolf, or a bear or....."

"Okay, I get the picture," she said. "I'm toast."

"Don't worry. I'd bring you inside before that would happen," I told her. "And you live behind a very big fence for protection." She brightened up a bit.

"He should never have been walking that close to the pond," Becca said wisely, like she understood all about gators and where they lived. And she's right about that. Wilbanks said later that he was okay with the gators living in the pond. "They're part of nature and part of our lives," he said. But he also said he'll be staying at least 10 feet away from the pond in the future. And Gunner will be on a leash.


If you haven't seen the video, it's worth a look. The video (there are cameras set up around this area by the Florida Wildlife Federation) shows an alligator coming out of the water, grabbing the puppy in its jaws, and disappearing under the water. Wilbanks goes in after it, pulls the gator out of the water, pries the puppy away, throws the gator back in the water and climbs out of the pond. A truly spectacular save with

only minimal damage resulting: Gunner only had a puncture wound and Mr. Wilbanks' hands were a bit chewed up.

"Okay, it's now time to put in my picture. You were just writing about the alligator as a set up for my picture, weren't you," Becca said.

And she's right about that. Hope your Thanksgiving was a good one. Becca's was, despite the snow.

And don't feel sorry for her. it didn't snow that long.






Tula Pink's Linework

Tula Pink's Linework collection is in. I only bought a few bolts, including the "sketch pad" fabric in wide back. I have 10" squares and fat quarters of the entire collection. I have one kit of Daydream left. The kit is \$210 -- call if you are interested, I wouldn't wait. I really wouldn't.



WHAT'S NEW!!

From Northcott:



From Windham:



From Henry Glass:

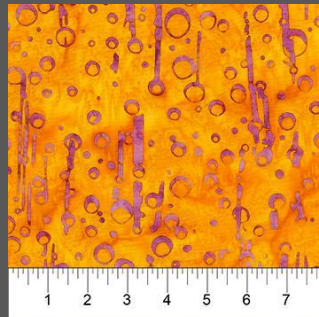








flat & flannel


flannel



From Northcott:



From Tula Pink:



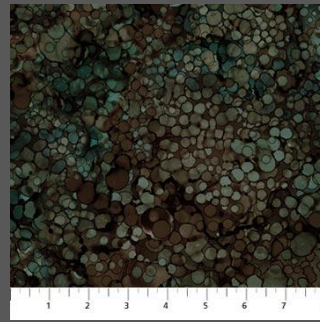


wideback

One Daybreak kit


10" squares & fat
quarter bundles,
limited supplies

From Northcott (really cool) (we're doing kits for a quilt):






From Benartex (and more from this line should be coming)




From Studio E:



We'll have a quilt soon, showing off this line.



From Quilting Treasures:



From Alexander Henry:






From 3 Wishes:



We're working up a quilt for this one, off a free pattern using this fabric.




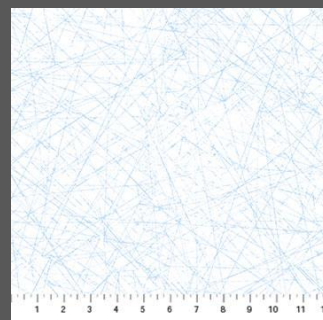
From Robert Kaufman:



From Northcott:



flannel



NOVEMBER 2020

Sun	Mon	Tues	Wed	Thurs	Friday	Sat
1 Closed	2	3 Hand work Club 2-4	4	5 Long Arm Rental Day	6	7 BOM 10:30 Paper Pieced Christmas Tree noon-5
8 Beginning Quilting 1-4	9	10 Hand work Club 2-4	11 Knit Pickers' Club 3-7 Veterans Day	12 Long Arm Rental Day	13	14 Embroidery Club 10-noon Wool Ornaments 1-5
15 Beginning Quilting 1-4	16	17 Hand work Club 2-4	18	19 Long Arm Rental Day	20	21 Christmas Tree (not paper pieced) Noon-5
22 Binding 1- 4	23 Hand work Club 2-4	24	25 Knit Pickers' Club 3-7	26 Thanksgiving Day Closed	27 Black Friday Sale	28 Shop Small Business Sale
29	30					

**Shop
Small
Business
Sale**

**Full
Moon**

**Color of
the
month:
flannels**

DECEMBER 2020

Sun	Mon	Tues	Wed	Thurs	Friday	Sat
		1	2	3	4	5
	Color of the month: red	Hand work Club 2-4		Long Arm Rental Day		BOM 10:30 Let's Do Christmas! BQ Quilt 1- 5
6	7	8	9	10	11	12
				Long Arm Rental Day		
Closed		Hand work Club 2-4	Knit Pickers' Club 3-7			Embroidery Club 10-noon Christmas Club 1-4
13	14	15	16	17	18	19
		Hand work Club 2-4		Long Arm Rental Day		
20	21	22	23	24	25	26

	Hand work Club 2-4		Knit Pickers' Club 3-7		Christmas Closed	
27	28	29	30	31		
	Full Moon					

Please look on the calendars above for times and dates.

Ongoing Classes & Clubs

Block of the Month First Sat of month 10:30-11:15 FREE Barb Boyer
Join at any time. You get a free fat quarter if you come to class with the previous month's completed block. This year the challenge is to use polka dot fabric in each block. The quilt will be whimsical, and will lend itself to bright colors, stripes, stars, and dots. To start you off we will give you a fat quarter that you must use in your blocks use (at least in some of them). But...if you don't like the fat quarter or dots, you can choose any color scheme you like.

Hand Embroidery Club 2nd Sat. of the month, 10-noon FREE Kathy Sconce
If you want to learn to hand embroider or just brush up your technique, join us on the second Saturday of the month from 10 to noon. You can work on your own projects or you can join the project we are doing. We are still doing the Gardner's Alphabet Quilt Block of the Month by Crabapple Hill. We will explore a variety of embroidery stitches for each block each block (2 letters per month), plus we will learn how to color with regular crayons to enhance the blocks. Each month Kathy Sconce shows us a new stitch to try, plus, she guides us through thread choices, how to knot, fabrics to use, and tracing techniques. We are also looking at new patterns, for those you do not want to do the Alphabet quilt or who have finished those blocks.

Knit Pickers' Club 2nd and 4th Wed of each month, 3-7 Carol Moler
We are changing up the Knit Pickers' Club. We're going to knit 2 days a month every second and fourth Wednesday, and we'll start earlier in the day at 3. For those of you who work, we'll still be knitting > till 7. The Club is open to all skill levels. We want to share what we've learned, find new patterns, and simply just sit and knit. We work on some felting projects, fingerless mittens, mittens, and socks. And we are working on a group project meaning everyone does the same pattern. Each month we will learn a different pattern, make it into a square and eventually put all the squares into one project Afghan, scarf, bag, etc.

Other Classes

TBA Our schedule is limited this fall because of the pandemic. Face masks will be required in class and space will be limited. Classes will not run through lunch, so no eating (snacking & water okay, but no lunching). Bathrooms may or may not be available, but there are facilities within walking distance.

Other classes that I hope to schedule include Hand Quilting, Hand Applique, teaching long arm quilting, pillow case class, a quilt using our new ombres, machine quilting, machine applique, and machine applied binding. So stay tuned as we continue to tweak the schedule.

November Classes

Beginning Machine Applique TBA \$30 Barb Boyer

So many quilts use applique these days. Learn the ins and outs of machine applique, from points to curves. We will practice the button hole/blanket stitch, satin stitch, and you can also play around with your decorative stitches. Threads, fusibles and stabilizers will be discussed.

Beginning Machine Quilting TBA 1-4 \$30 Sue Frerich

Be prepared to quilt! You will practice your quilting skills on various samples, using both your walking foot and darning foot. Batting, threads, needles and patterns will be discussed. Who knows? By the time you leave you may even be able to write/quilt your name!

Binding Sun Nov 22, 1-4 Barb Boyer \$25

You'll learn how to accurately cut your bindings, whether bias, cross or straight. And when to use which one. You'll learn how to cut, then sew, join (so easy) and hand stitch part. Bindings so easy peasy you'll wonder why you were ever nervous about putting on the binding.

Christmas Tree Wall Hanging Nov. 21, noon-5 \$30 Sue Frerich or Barb Boyer

This cute quilt uses a fun batik collection that includes plaids, stripes and sheep! The pattern comes with its own ruler and the hardest part is deciding what fabric to go where.



December Classes

Let's Do Christmas! Sat Dec. 5, 1-5 \$25 Barb Boyer

TBA

Other Classes

TBA Our schedule is limited this fall because of the pandemic. Face masks will be required in class and space will be limited. Classes will not run through lunch, so no eating (snacking & water okay, but no lunching). Bathrooms may or may not be available, but there are facilities within walking distance.

Other classes that I hope to schedule include Hand Quilting, Hand Applique, teaching long arm quilting, pillow case class, machine quilting, machine applique, and machine applied binding. So stay tuned as we continue to tweak the schedule.

CLUBS

HAND EMBROIDERY CLUB FREE!

If you want to learn to hand embroider or just brush up your technique, join us on the second Saturday of the month from 10 to noon. You can work on your own projects or you can join the project we are doing.

Hand Work Club FREE!

Every Tuesday afternoon from 2-4, join us to just sit & hand stitch, crochet, bind, or knit group. Bring what you're working on, sit up at the table in front by the window and work on your projects for a while. You can get advice & suggestions from your fellow quilters and share your experiences about your projects.

Knit Pickers' Club FREE!

This is another get-together class to sit & knit, work on our projects, share information and get some help. We will share techniques, suggest patterns, but mainly we'll sit & knit (or pick). We are discussing trying to do a group project meaning everyone does the same pattern. Each month we will learn a different pattern, make it into a square and eventually put all the squares into one project Afghan, scarf, bag, etc.

Block of the Month Club FREE!

First Saturday of the Month, 10:30-11:15. Join at any time. You get a free fat quarter if you come to class with the previous month's completed block.

Toad Toters Club

On full moon days (as noted in the calendar) you will get 20% off all purchases (not otherwise discounted) that you can fit in your bag. You must bring your bag to participate.

Full Moon Days: September 1, October 2 & 31 (we'll do something special for this Blue Moon), November 30, December 30

Discount Policy

We will honor only one discount -- whichever is largest. You can't combine a 10% with a 25% discount to get a 35% discount. On this we can't be bribed.

Color of the Month

September orange; October green, November flannels, December red.

Nolting Longarm Machines

Nolting has 5 main machines, each with different reaches: from 17" to 30" depending on the machine. They are sold with or without a frame, but after I saw & helped set up one of the steel frames this week, I recommend buying the frame. All machines, except for the Standard-- the most economical machine-- have a stitch regulator. I recommend a stitch regulator. All machines can be equipped with a computer and there are a couple of different ones to choose from. In addition, you can get an extended table base so that you can use rulers, you can get larger bobbins on some of the models and on the frames you can get hydraulic lifts to raise and lower the tables. In the coming weeks, I will print out more information on each model.

The best entry level machine is the Fun Quilter. It comes in 17", 20" & 23" reach. It comes with the Intellistitch Equalizer stitch regulator, standard speed control, needle up/down, and fixed handles in the front & rear. This machine can also be equipped with a computer.



The Pro Machine has the Intellistitch Turbo stitch regulator, single stitch option, standard speed control, needle up/down and customizable

handles in the front & rear. The Pro Machine comes in 20", 24" and 30" reach with 10-12" of inside height. There are easy dials on the front to set stitch length and other options. This machine can also be equipped with a computer.



The NV Machine is the newest in the fleet of Nolting machines. This machine has a touch screen with programmable stitch regulation. You can stitch in 4 different stitch modes plus single stitch and needleup/down. It also has an adjustable brightness LED work light. This machine can also be equipped with a computer.



Nolting also has a commercial machine with the Intellistitch Equalizer stitch regulator, standard speed control, needle up/down, and fixed handles in the front & rear. This machine can also be equipped with a computer.

Normal Shop Hours:
Monday-Saturday 10-5
Sunday 1-5
Closed first Sunday of month (and some holidays)

Join the fun and come feel the difference of quality fabrics.

Happy quilting!

Sincerely, Barbara Boyer
Around the Block
307-433-9555
www.aroundtheblockquilts.com