

From Barb Cook! Outside the shop last month.



The t-shirts are here! All sizes!

The art work is by Adam Orla-Bukowski, a local Cheyenne artist.

For those of you who have contributed 100+ you will get a free t-shirt.

I'm also selling them for \$20, with the proceeds being split among the store, the artist and the Hospital Foundation.



July 3, 2020

Happy July 4th (tomorrow)

Fun Facts:

The Continental Congress adopted the Declaration of Independence on July 2. The document was formally dated on the 4th and some member signed it, to give it authenticity. All the other guys (54 of them) didn't sign it until August 2. So....pick your date! And a

woman actually signed the Declaration as well.

Mary Katharine Goddard was a journalist and a printer and Baltimore's postmaster and possibly the first U.S. government female employee. She was given the task of printing the Declaration of Independence, and on the copy printed in 1777, she signed it, at the bottom. "In her 23-year publishing career, Goddard earned a place in history as one of the most prominent publishers during the nation's revolutionary era." Smithsonian.

More fun facts: We have a history of tearing down statutes that dates back to 1776 (at a minimum). During the summer of 1776, colonists held mock funerals for King George III, and other festivities including military and civilians in New York tearing down a statute of George, melting it and turning it into bullets.

Other festivities included concerts, bonfires, parades, speeches and the firing of cannons. Washington issued extra rations of rum to his soldiers. Virginia colonists were known for barbequing large animals.

So it's not a far stretch to find us today celebrating with fireworks, beer, parades, and food. According to the National Hot Dog and Sausage council, Americans eat 150 million hot dogs on the 4th. Consequently, Nathan's Hot Dog Eating Contest is held on July 4th, and fortunately for ESPN, it will be held this year and broadcast live on ESPN at noon. Finally, another sport's contest that is not reruns of prior games or cornhole competition. I'm being sarcastic here. I'm not sure I can stomach watching.


Joey Chestnut won in 2018, stuffing 74 hot dogs down his throat. He won again in 2019 with 71. He will try again tomorrow for a record 13th title and Miki Sudo will compete on the women's side for her 7th title. She's won by eating 41 (most) and 31 in more recent years.

And don't forget the full moon, Sunday, July 5th around 10:30 p.m. our time. It's special this time because there is a bit of an eclipse that goes with it. The full moon will pass through the outermost part of the Earth's shadow, the penumbra. You will only see a slight darkening on one side of the moon. Don't know which-didn't look that up. So you need to look up on July 4th around 10:30 our time, that's the peak for Mountain Time folks. It will end about midnight. (Just so you know, will will celebrate the full moon on Monday, for Toad Toters.)

Stay safe, and don't eat too much. For me, I've got steaks and ribs, coleslaw, strawberry rhubarb pie, cookies, and cucumber salad (with

black olives, onion, green pepper, tomatoes and a vinegar topping). Maybe even a baked potato. And ice cream.

And if you're blowing up fireworks this weekend, don't set anything on fire. We don't need any more smoke, dust, or pollen in the air right now.



Becca July 2020

**Swimming Pools will
reopen on the 4th July.
Due to continuing
Social Distancing rules,
there will be no water in
lanes
1,3 and 5**

We will have Block of the Month tomorrow, outside at 10:30. I will have all of the flannel boards propped outside the shop.

If you have other show and tells, you can bring those as well, but we will be doing all of this outside.

Masks must be worn and please try to keep yourself distanced from your neighbor.

You can pick up the block in person, or down load it.

You can pick up your fat quarters inside the shop on the classroom side. We will have that door open, and if all you need are your free fats, then please come in and leave from that door.

If you want to buy more fabric, you are welcome to come into the fabric side of the shop. However, I will limit the number of people in the store at any one time. Staff will be limited to me and Jo.

I know this is not ideal. If you need chairs to sit on, let us know and we can bring a few out on the sidewalk. You can spread out in the parking lot, just watch for cars of course. I can't block off anything and there will be people passing by to get to the other businesses.

We did this last month and it was fun to see the blocks in regular daylight, outside. If it rains, we'll punt. And I don't know what that

means.

WHAT'S NEW!!

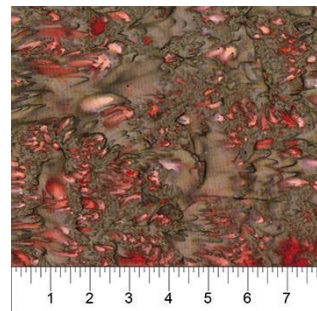


From Moda:


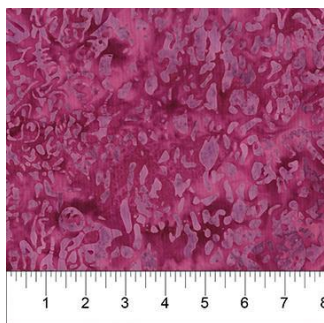


Christmas Card line

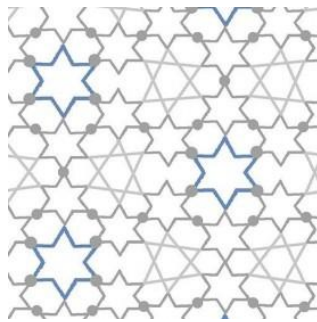


Northcott:





Fabri-Quilt



And one other I
couldn't grab a pic for

From In The Beginning:




We will have limited
kits: 2 maybe 3.








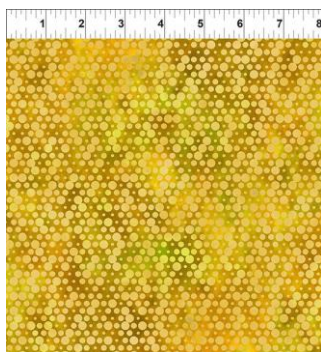


We 1 kit

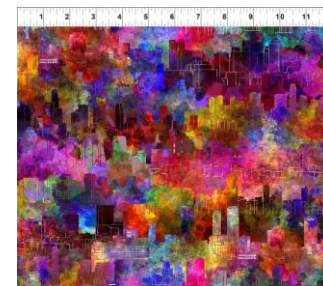

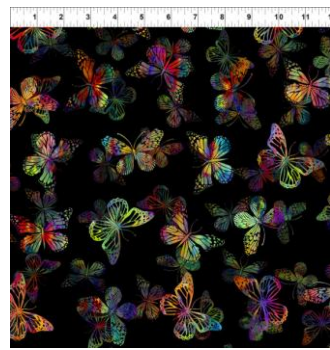


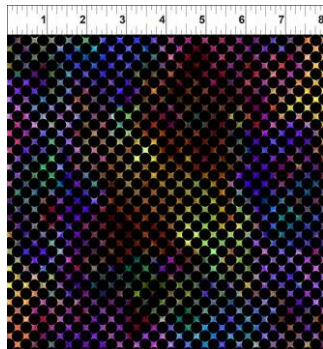


In the book:





limited amount







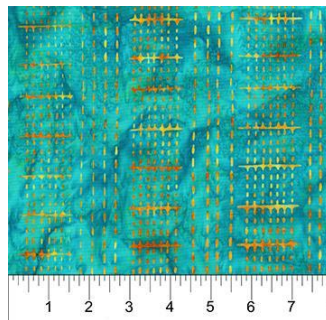



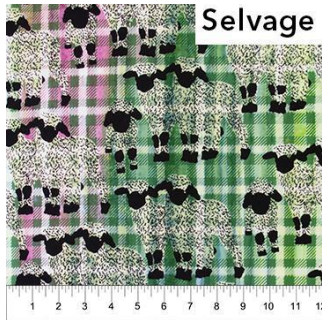
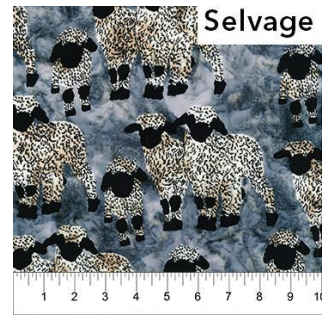
From Northcott:




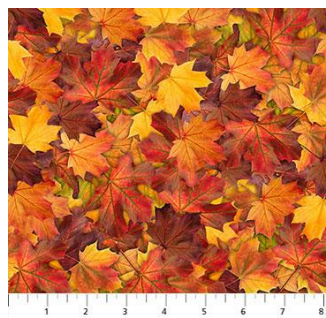
pattern





pattern



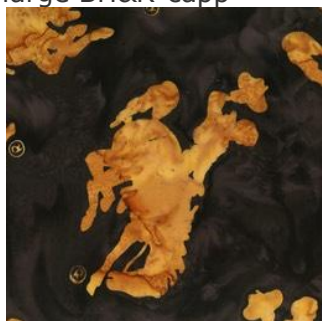
overwide





From Hoffman:

large BH&R-capp



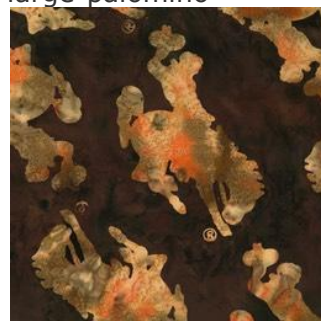
capp.

large BH&R dinon

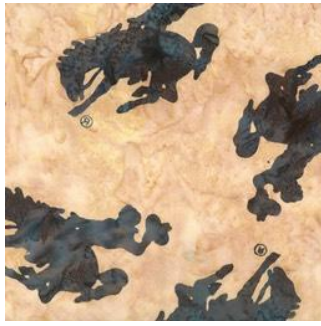


-dijon


large-palomino



on



large--denim



From In the Beginning -- we also have 4 kits of the quilt:



Quilt: 2 kits available










1 panel left






maybe 3 panels left



Limited amount.





JULY						
Sun	Monday	Tues	Wed	Thurs	Fri	Sat
	Color of the month: Christmas		1	2	3	4 BOM 10:30 Independence Day Close at 3
5 Closed	6 Full Moon (observed)	7 Hand work Club 2-4	8 Knit Pickers' Club 3-7	9 Beginning Quilting 1-4	10	11 Embroidery Club 10-noon Elizabeth Hartman Quilts 1-4
12 Closed	13 EZ Breezy Tablerunner 11-3	14 Hand work Club 2-4	15 Binding 1-4	16 Beginning Quilting 1-4	17	18 Radiant Quilt 11-3
19 Closed	20	21 Hand work Club 2-4	22 Knit Pickers' Club 3-7	23 Beginning Quilting 1-4	24	25 Elizabeth Hartman Quilts 1-4
26 Closed	27	28 Hand work Club 2-4	29	30 Beginning Quilting 1-4	31	

AUGUST 2020

Sun	Mon	Tues	Wed	Thursday	Fri	Saturday
						1 BOM 10:30 There Be Dragons 1-5
2 Closed	3 Magic Triangle Quilt, 11-3 Full Moon	4 Hand work Club 2-4	5 Knit Pickers' Club 3-7	6 Beginning Quilting 1-4	7	8 Embroidery Club 10-noon Embroidery Club 10-noon Magic Triangle Quilt, 11-3
9 Closed	10	11 Hand work Club 2-4	12	13 Beginning Quilting 1-4	14	15 A Study in Subtle 11-3
16 Closed	17	18 Hand work Club 2-4	19 Knit Pickers' Club 3-7	20 Beginning Quilting 1-4	21	22 Zootropolis 11-3
23 Closed	24	25 Hand work Club 2-4	26	27 Beginning Quilting 1-4	28	29
30 Closed	31	Color of the month: blacks				

A Study in Subtle August 15 11-3 Sue Frerich \$30

This is one of the quilts we were not able to teach this spring. The quilt uses soft shades of taupes, grays, browns, and other subtle colorations to create light and medium/dark blocks. The block is simple, but small, and there are tricks to getting everything to line up. You can also make this quilt in any combination of fabrics, so it is perfect for scraps.

Beginning Quilting 8 weeks \$65 Barb Boyer Starting Thurs July 9, 1-4

This comprehensive 8-week course will introduce to you almost everything you need to know about piecing a quilt top. Along the way you will learn about color, batting, thread, machines and various techniques to give you the skills to make almost any quilt.

Binding July 15, 1-4 Barb Boyer \$25

Barb will show you how to cut and sew a traditional binding, including mitering the corners and joining the ends. Then you will cut and sew your own binding on a small project. Therefore you must have a small project ready to be bound. It can be as simple as a placemat, a panel that has been quilted, or just a quilt sandwich (back, batting, fabric on top that has been quilted). You will cut your binding (either bias or cross grain), stitch it down by machine, turning the corners and joining the ends.

EZ Breezy Table Runner July 13 11-3 Sue Frerich \$25

This is a quilt-as-you-go table runner, with curves. Sue will show you how to stitch and quilt at the same time. The pattern calls for using fusible batting and glue, but Sue will show you how you can work with regular cotton batting to achieve the same results. EZ Breezy. Simple gift.

Elizabeth Hartman Quilts, July 11 & 25 1-4 Sue Frerich \$30

Elizabeth Hartman animal quilts are fun and once you understand the various sewing methods (45 degree flip, triangles, rectangles and squares) you can make any of her patterns. Therefore, Sue will teach the fundamentals of the Hartman style and you can choose any pattern you want. We have quite a few of hers in stock right now. This class has 2 sessions, the first class to get you started and the second to help you continue your work and to show off what you've made.

Let There Be Dragons Quilt Sat Aug 1 1-5 \$25 Barb Boyer

In the Beginning has created this marvelous dragon fabric: in orange & flame colors, or cool blues & purples. The dragons are in a panel and there is a coordinating border stripe. The blocks are easy and the panel makes this quilt go together quickly. You will also learn how to miter the borders-a new skill to add to your toolbox!

Magic Triangle August 3 11-3 OR 8, 1-4 Sue Frerich \$25

This is a "design it yourself" styled quilt. The block is simple, but placement is key. You can create many different patterns depending on how you twist and turn your blocks. The "magic" part is how you cut your blocks in half, thus avoiding all those pesky triangles.

Radiant Quilt July 18, 11-3 Sue Frerich \$25

All you need is a group of fat quarters (7-16 depending on how big you

want to make your quilt), plus a light and dark accent. The quilt has a sunshine/shadow effect to it and it makes up quickly.

Zootropolis August 22 11-3 Sue Frerich \$35

You've seen her quilt. You want to make one, too! Zootropolis is a skyscraper of animals, each to its own window. You can use a simple fusible process for raw edge applique for the animals, or you can use a special product that allows you to turn under all of your edges so it looks like you've hand appliqued everything in place. The fun part of the quilt - well there are a lot of fun parts: choosing the fabrics for each animal, adding embellishments to your animals, and then choosing fun quilting patterns for each block. This class will have follow up class(es) in the fall.

Nolting Longarm Machines

Nolting has 5 main machines, each with different reaches: from 17" to 30" depending on the machine. They are sold with or without a frame, but after I saw & helped set up one of the steel frames this week, I recommend buying the frame. All machines, except for the Standard-- the most economical machine-- have a stitch regulator. I recommend a stitch regulator. All machines can be equipped with a computer and there are a couple of different ones to choose from. In addition, you can get an extended table base so that you can use rulers, you can get larger bobbins on some of the models and on the frames you can get hydraulic lifts to raise and lower the tables. In the coming weeks, I will print out more information on each model.

The best entry level machine is the Fun Quilter. It comes in 17", 20" & 23" reach. It comes with the Intellistitch Equalizer stitch regulator, standard speed control, needle up/down, and fixed handles in the front & rear. This machine can also be equipped with a computer.



The Pro Machine has the Intellistitch Turbo stitch regulator, single stitch option, standard speed control, needle up/down and customizable handles in the front & rear. The Pro Machine comes in 20", 24" and 30" reach with 10-12" of inside height. There are easy dials on the front to set stitch length and other options. This machine can also be equipped with a computer.



The NV Machine is the newest in the fleet of Nolting machines. This machine has a touch screen with programmable stitch regulation. You can stitch in 4 different stitch modes plus single stitch and needle up/down. It also has an adjustable brightness LED work light. This machine can also be equipped with a computer.



Nolting also has a commercial machine with the Intellistitch Equalizer stitch regulator, standard speed control, needle up/down, and fixed handles in the front & rear. This machine can also be equipped with a computer.

**Normal Shop Hours:
Monday-Saturday 10-6
Sunday 1-5**

Closed first Sunday of month (and some holidays)

**Covid-19 Hours
M-S 10-5. Closed Sundays**

Color of the Month and Full Moon Schedule

Since I don't have classes posted, I forgot that I also didn't post the full moon and color of the month schedule.

Full Moon: June 5 (today, but we will observe it tomorrow as well); July 6, August 3 and September 1.

Colors: June blue; July Christmas; August black; September orange.

Join the fun and come feel the difference of quality fabrics.

Happy quilting!

Sincerely, Barbara Boyer
Around the Block
307-433-9555
www.aroundtheblockquilts.com