




Around the Block

QUILT SHOP

Travel, Explore, Cruise, Quilt!

We are sailing with Princess Cruises on December 29-2020-January 8, 2021!

Traveling on a ship during the holidays is one of the most fun things to do. The ship will be beautifully decorated, New Year's will be celebrated at sea and there is bound to be free champagne everywhere you look.



Princess has started a new sale regarding this cruise. The price of the cruise is slightly higher, but the amenity packages are bigger. We will be able to honor the original price of \$1669 per person, double occupancy, + \$100 for class, through the end of the month, but the new sale has even better freebies attached to it, including free premium beverage package, payment of gratuities and free wifi. On board credit will also be offered. This offer will be good through the end of February, but please don't decide last minute because if something goes wrong (weather, shop closed, internet down, phones crash) you may miss out on that deal. Another advantage in signing up early is you get your pick of the choicest state rooms--best locations. **A deposit of only \$100 per person will secure you a room.** Payments can be extended through at least August.

The more people who sign up, the more amenities we will be able to receive (mainly in the form of on board credits). And it is possible that the price of the cruise will also drop. So spread the word among your non quilting friends and encourage your quilting friends to come along.

We board in Ft. Lauderdale with port stops in Falmouth, Jamaica; Cartagena, Columbia; Cristobal, Panama; Puerto Limon, Costa Rica; Grand Cayman Islands. Plus, of course, cruising in and out of the Panama Canal.

Airfare is separate and we may want to leave a day early, Dec. 28, to fly to Ft. Lauderdale. I will work with the travel agency on getting packages for air and hotel. However, you do not need to opt into those packages and can make travel arrangements yourself. I plan to go a day early and will stay overnight at a hotel in Ft. Lauderdale. I will tell you whether I will go with the package provided or will do my own thing. This cost does

not include travel insurance, which I encourage you to get. The travel agency works with a great company, so we can work through it if you want insurance.

Classes: The main project we will work on is a Mola. Molas are reverse appliques, mainly done by the Kuna Indians. I'll bring examples of some of their work and I'll have kits for a small ornament for you. We'll talk about the Kuna culture, their artwork, and their needlework. I will also provide one knitting project, details to come. I will supply the pattern, you just need to bring some scraps of wool yarn. I will also provide one more project, tba, that will memorialize our cruise to Panama.

If you are interested in an upgrade to a room with a view or better, please let me know. I have a list of prices from the travel agency that I will share. If you are already a Princess member, please give me your Princess number when you give me your deposit so you can get credit. There may be other benefits you can get for being a senior, military, teacher, police -- all of that can be checked through our travel agent, Heather. I stress the "may" as in "may or may not" but it is worth checking.

January 10, 2020

February 17, 2017 (Rerun)

Good news for everyone living in Washington, D.C. You can rest easier tonight.

No, it's not about Trump and all of the recent White House debacles. He's still there and so are all of the debacles.

No, this "you can rest easier tonight" bit of news is about the National Zoo's bobcats: Ollie, the only female bobcat, escaped Thursday (actually, it was a couple of weeks ago, but I just found the story, so I've "adjusted" the facts for my story-it's a trendy D.C. thing to do these days) .

Anyway, she's one of three bobcats at the zoo, and she escaped through a 5" X 5" hole that even Becca wouldn't be able to get through. And they weigh about the same: 25 pounds. This is an animal (Ollie, not Becca) that feeds on small animals - like pet dogs & cats - and low flying birds. Becca thinks about eating the cat, but she knows I'd wonder where Lydia went and she's not sure about all that fur. She can run faster than you can drive around town (the bobcat, not Becca. Her legs are way too short). A zoo official did say that "she's not a threat unless you become a threat to her." Which, actually, pretty much sums up what's happening in D.C.

But zoo officials were confident that she would want to come back-though they didn't specify why. Frankly, if I were her, I'd want to

escape D.C., too. I think that's why Trump leaves town on the weekends. But zoo officials were right, and she was soon caught on the zoo property. Which is a little scary, I think. Toddlers and zoos go hand in hand and toddlers are small pet sized. But nothing happened, Ollie is caged, and everything is back to normal at the zoo. Which is more than you can say about the White House.

In other zoo news, Zoo Atlanta and the Roger Williams Park Zoo in Providence, RI, had a super bowl bet: The losing zoo had to name a baby animal after the winning team's quarterback. Clearly the Providence zoo was rooting for Brady and the Atlanta zoo was not. And clearly, Zoo Atlanta was not planning on naming some cute & cuddly Koala or tiger or bear or even penguin baby after Brady. Nope. They chose a baby Madagascar hissing cockroach, now delightfully called Tom Brady. The baby cockroach is about 6 weeks old and zoo officials don't know if it is male or female, yet. And, yes, they hiss when threatened. And it has 6 legs. And eats dead plant stuff. Actually, that's probably a pretty good description of the real Tom Brady.

I had a friend who had a hissing cockroach. She also had rabbits. And I think she had a tortoise. I got to feed & care for her pets when she went out of town. The rabbits were pretty easy, except when I had to catch them after their routine "run around the apartment for exercise." I could keep up with the tortoise. The cockroach was a little strange. I never saw it; I just kept feeding it romaine lettuce. It didn't get to roam around the apartment, thank heaven.

In more animal news. And no we're not back to Trump, scientists are about 2 years away from bringing back the woolly mammoth. You know, that huge creature that stars in Ice Age and talks like Ray Romano? Scientists have been doing a "Jurassic Park" number on genes from long dead mammals combining them with genes from elephants. Sounds a little like what John Hammond was doing in Jurassic Park: finding old dino DNA inside old insects trapped in tree sap and combining it with DNA from frogs.

The gene editing technique is called CRISPR, which stands for bring giants back to life. Actually it means: Clustered regularly interspaced short palindromic repeats. I think it should stand for: create really insane scary prehistoric monsters. But that's just me. I've watched the movies. I know what happens to the lawyer.

We're going to need Melissa McCarthy to help promote this genesplicing/cloning project. She's the actor in the commercials for an eco car that tries to save the whales, forests, rhinos and other endangered things. Well, the plan for this woolly mammoth is to release it in the tundras of Siberia. The mammoths punch holes in the tundra to eat, thus allowing cold air to seep into the ground, keeping the tundra from thawing. That keeps the ice from melting and the greenhouse gases from escaping into the atmosphere. I'm not making this up.

But if successful, this does mean we will have to stay on good terms with Russia. "Cause last I looked, that's where Siberia is.








It's time to think about Shop Hop!













Our theme for this year's challenge is flashback to the 1960s. Beatles, peace signs, hippies, tie dye, long hair, rock & roll, being hip or being square. Make your own project around a 1960s theme, using a commercial pattern or one of your own creation. Wall hangings, totes or other interpretations of a 60s theme no larger than 60" X 60" will be accepted. Projects will hang at the Springtime in the Rockies Shop Hop at the Ranch, April 17 & 18. **Gift Basket Prizes awarded: \$250 1st; \$200 2nd; \$150 3rd as picked by Viewer's Choice.** To participate, fill out an entry form and submit it to a participating quilt store with your project by April 13.



I will have the forms available later--or just ask me to print you one. For now, it's time to start thinking of what project you want to do! The prizes are big this year!

WHAT'S NEW!!

From Andover:




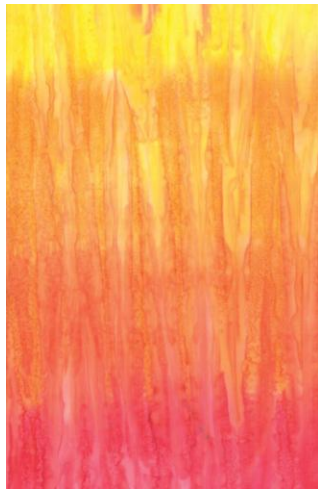




From AH:



From Moda:





5" squares of wool







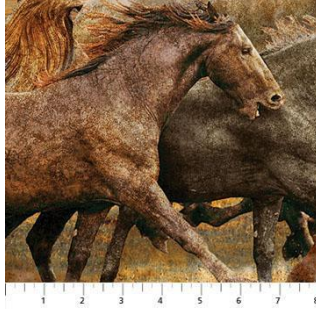


5" squares of wool



From Northcott:



From Northcott:



From Clothworks:





From Michael Miller:




From Northcott:









From AGF:



From Andover:



From Clothworks:



SIGN UP FOR LONG ARM QUILTING CLASSES TODAY!

Classes are on Wednesdays and some Saturdays: 10:30-1:30; 2:30-5:30, or 6-8:30. Check the calendar for dates. Only 4 to a class.

Rentals have started for those who have taken the class. Tuesdays and Fridays, and a couple of Saturday and Sunday rentals. Check the calendar for rentals. Generally, there are 2 rentals times per day: 10:30-2 and 2:30-6. \$25/hr or \$85 for 3 1/2 hours. \$50 minimum. Plus \$5/bobbin for thread. Most quilts (double and smaller), even for beginners, will take about 2 1/2-3 hours. We will discuss what you plan to do on your quilt and will help you estimate how long it will take.

**Class descriptions follow the calendar, so keep scrolling.
Classes are listed alphabetically, by month.**

JANUARY 2020						
Sunday	Monday	Tuesday	Wednesday	Thursday	Friday	Saturday
			1 New Year's Day Closed	2	3 Long Arm Rental Day	4 BOM 10:30
5 Closed	6	7 Hand work Club 2-4 Long Arm Rental Day	8 Knit Pickers' Club 3-7	9	10 Long Arm Rental Day Full Moon	11 Embroidery Club 10-noon Embroidery Club 10-noon How to Use Strips: Zig Zag noon-6
12	13	14 Hand work Club 2-4 Long Arm Rental Day	15 Hand Quilting 10-noon	16 Beginning Quilt 6-9	17 Long Arm Rental Day	18 BJ Designs 10:30-5
19 Beginning Quilt 1-4	20 How to Use Strips: Jelly Roll Race 10:30-4 M L King Day	21 Hand work Club 2-4 Long Arm Rental Day	22 Knit Pickers' Club 3-7	23 Beginning Quilt 6-9	24 Long Arm Rental Day	25 Working with Rulers: No Math Flying Geese 10:30-4
26	27 English	28	29	30	31	1

Beginning Quilt 1-4	English Paper Piecing: Dresden Plate 2-4	Hand work Club 2-4 Long Arm Rental Day		Beginning Quilt 6-9	Long Arm Rental Day	Color of the month: Purple
------------------------	--	---	--	------------------------	------------------------	----------------------------------

FEBRUARY 2020

Sunday	Monday	Tuesday	Wednesday	Thursday	Friday	Saturday
						1 BOM 10:30
	Color of the month: red					BOM 10:30 Working with Rulers: Drunkard's Path 1-6
2	3	4	5	6	7	8 Embroidery Club 10-noon
Closed		Hand work Club 2-4 Long Arm Rental Day	Knit Pickers' Club 3-7	Beginning Quilt 6-9	Long Arm Rental Day	Embroidery Club 10-noon How to Use Strips: Strip Stacks noon-6
9	10	11	12	13	14	15
Beginning Quilt 1-4 Full Moon		Hand work Club 2-4 Long Arm Rental Day	Wool Ornaments 10-1	Beginning Quilt 6-9	Long Arm Rental Day Valentine's Day	Bermuda Sunset 10:30-5
16	17	18	19	20	21	22
Beginning Quilt 1-4	T-Shirt Quilt 10:30-4 Presidents' Day	Hand work Club 2-4 Long Arm Rental Day	Back Basting Applique 10-noon Knit Pickers' Club 3-7	Beginning Quilt 6-9	Long Arm Rental Day	Working with Rulers: Circular Motion 10:30-4
23	24	25	26	27	28	29

Beginning Quilt 1-4	English Paper Piecing: Dresden Plate 2-4	Hand work Club 2-4 Long Arm Rental Day		Beginning Quilt 6-9	Long Arm Rental Day	Working with Rulers: Summer Swag 10:30- 5
------------------------	--	---	--	------------------------	------------------------	---

Please look on the calendars above for times and dates.

Ongoing Classes & Clubs

AccuCut Rental Feb 1-4, April 1-4, most Thursdays 1-4 check calendar to be sure

\$10/30 minutes

We have an industrial size AccuCut cutter with several dies: strips, squares, triangles, rectangles. Sign up for time of the AccuCutter to change your stash into usable strips, squares, rectangles and triangles. We will rent to machine in ½ hour intervals (you can get a lot cut in ½ hour). Be sure to check which dies we have before you come in.

Block of the Month First Sat of month 10:30-11:15 FREE Barb Boyer

Join at any time. You get a free fat quarter if you come to class with the previous month's completed block. This year the challenge is to use polka dot fabric in each block. The quilt will be whimsical, and will lend itself to bright colors, stripes, stars, and dots. To start you off we will give you a fat quarter that you must use in your blocks (at least in some of them). But...if you don't like the fat quarter or dots, you can choose any color scheme you like.

Dresden Plate, English Paper Piecing last Monday of each month, 2-4 Barb Boyer \$20 (one time fee)

We will teach the basics of English Paper Piecing, the simple & easy way to hand piece. English paper piecing dates back to the early 1800s. It is a hand sewing method that uses paper templates to help sew complex angles together, like hexagons. Any number of different designs can be made, including **Dresden Plate** this is the pattern we're doing this year.

Hand Embroidery Club 2nd Sat. of the month, 10-noon FREE Kathy Sconce

If you want to learn to hand embroider or just brush up your technique, join us on the second Saturday of the month from 10 to noon. You can work on your own projects or you can join the project we are doing. We are still doing the Gardner's Alphabet Quilt Block of the Month by Crabapple Hill. We will explore a variety of embroidery stitches for each block each block (2 letters per month), plus we will learn how to color with regular crayons to enhance the blocks. Each month Kathy Sconce shows us a new stitch to try, plus, she guides us through thread choices, how to knot, fabrics to use, and tracing techniques. We are also looking at new patterns, for those you do not want to do the Alphabet quilt or who have finished those blocks.

Knit Pickers' Club 2nd and 4th Wed of each month, 3-7 Carol Moler

We are changing up the Knit Pickers' Club. We're going to knit 2 days a month

every second and fourth Wednesday, and we'll start earlier in the day at 3. For those of you who work, we'll still be knitting > till 7. The Club is open to all skill levels. We want to share what we've learned, find new patterns, and simply just sit and knit. We work on some felting projects, fingerless mittens, mittens, and socks. And we're experimenting with group projects meaning we will demonstrate a particular project (fingerless mitts, cables, stranded work, charts) and then everyone does the same pattern. Each month (or so) we will switch to a new project.

Long Arm Quilting Classes Wednesdays from 10:30-1:30, 2:30-5:30 Barb Boyer \$30
(check calendar for specific times & dates)

In this class you will learn all about the Nolting long arm quilting machines: loading, threading, quilting. I'll demonstrate how to load and thread, set stitch length, change tension, wind and load bobbins. Then I will load a practice quilt onto the machine and show how to do hand guided quilting. Each student will be given at least 15-20 minutes of practice time. (Each class is limited to 4 students). You will be able to do free hand quilting plus you can practice following a pantograph. Any quilter who wants to rent to machines must take this class first, regardless of whether you have experience on a long arm machine. This class is not designed to teach you everything there is to know about long arm quilting it's just a start.

January classes

Beginning Quilting 8 weeks \$65 Barb Boyer Starting Sun Jan 19 or Thur Jan 16.

This comprehensive 8-week course will introduce to you almost everything you need to know about piecing a quilt top. Along the way you will learn about color, batting, thread, machines and various techniques to give you the skills to make almost any quilt.

BJ Designs Quilt \$25 Jan 18, 10:30-5 Barb Boyer

You can do any of the designs from BJ: Randolph Reindeer, Morley Moose, Dakota (horse), Sarge (German Shepard) and many others. These are wall hangings made in a collage style. Lessons learned include machine applique, working with fusible webbing, and color color color!



Hand Quilting Wed Jan 15, 10-noon Sandra Freeburg \$30

Hand quilting is an art that should not be lost. By the end of Sandra's class you will be hand quilting with confidence. Everyone has at least one special quilt that calls out for hand quilting. And there is nothing better than the feel of a hand quilted quilt. Do yourself a favor and learn this art that connects us to our past -- our mothers, grandmothers and great grandmothers.

Jelly Roll Race Quilt Mon Jan 20, 10:30-4 \$25 (The second of our precut quilt series)

On your mark, get set, SEW! Okay, you don't have to race, but this is another class where you can get the inside of the quilt finished in a day. (Some people can do it

in an hour. I looked it up.) All you need is 42 2½" strips. We have Jelly Rolls, Tonga Treats and Bali Pops if you don't want to cut your own strips. If you do want to cut your own strips, you can use the AccuCutter and your scraps. Skills learned include how to sew straight (again, I'm not joking), piecing on the diagonal (without drawing your lines) and being brave to let the colors fall where they may. This is another quilt that is perfect for that project that needs to be done yesterday.

**No Math Flying Geese Quilt \$25 Barb Boyer Jan 25, 10:30-4
(The first of our "working with rulers" class)**

Master the No Math Flying Goose ruler! There are many rulers to help make accurate flying geese, but this is my favorite. It has 12 different sizes of geese to choose from. You can make any size you want. The sample shown uses the largest flying geese, which makes a bed size quilt sew up very quickly.



Zig Zag Quilt Sat Jan 11, 1-6 \$25 Sue Frerich (The first of our precut quilt series)



February Classes

Bermuda Sunset Sat Feb 15, 10:30-5 10:30-5 \$25 Sue Frerich

It may look like it's just squares and half square triangles -- and it is. But the true joy of this quilt is placement from Sue to cascading sunset colored morning colors to turn Sunrise, or working with reds for a sunset version.



in its colors. Learn color achieve a beautiful quilt! You can use subtle your quilt into a Bermuda deep yellows, oranges &

**Circular Motion Sat Feb 22,
(The third of our "working**

This quilt uses a 2 Peaks in 1 Triangle ruler, and it creates a triangle in a square block, which when placed with other blocks form a circular pattern. The ruler is very versatile, allowing you to create a number of different triangle blocks in a variety of sizes.

**10:30-4 Sue Frerich \$25
with rulers" class)**

Drunkard's Path Quilt Sat Feb 1, 1-6 \$25 Barb Boyer

(The second of our "working with rulers" class)

Drunkard's Path is a classic pattern, offering many design/setting choices. Back Porch Designs makes great, easy to use plastic templates that create easy to sew by machine curves. You can choose between the traditional set or a "rainbow" set that employs an additional curved piece.



Hand Applique/Back Basting Wed Feb 19, 10-noon Sandra Freeburg \$30

Back basting is a template free method of needle turn applique. No slippery freezer paper or chalked lines on top that never seem to get turned under quite right. This method is especially great for traveling, because your pieces will be basted onto your background -- no need for pins to get in the way. This class is great for beginners and all levels of appliquers. Don't let hand applique frustrate you. It's really easy and relaxing!

Strip Stacks Sat. Feb 8, noon-6 \$25 Sue Frerich (The third of our precut quilt series)

Use 2 ½" precut strips (or cut your own using our AccuCutter-must be done prior to class) and yardage for background to create a quilt, colorful quilt. This is an easy beginner quilt, but you do need to know how to use a rotary cutter and it will give you a lot of practice with your quarter inch seam. But it's not just for beginners-if you need to make a graduation quilt and want a day to get away and just sew, this is the perfect class for you.



Summer Swag Quilt Sat. Feb 29 10:30-5 \$25 Jean Korber (Another of our "working with rulers" series + 2 ½" pre cut strips)

This quilt is another Krista Moser quilt, no template piecing. If you did FanFaire, you can use the same ruler. And it uses precut 2 ½" strips! The pattern shows you how to combine strip piecing with diamond star cuts to create a magical three dimensional effect. The pieces are large and uncomplicated, which means in no time you will have a wonderful "summertime" quilt.



T-Shirt Quilt Mon Feb 17 10:30-4 \$25 Barb Boyer

T-shirt quilts are popular and easy to make - but with a little coaching from Barb it will make that graduation gift a snap to make. She will also help you design the quilt (especially helpful when you have different sized t-shirts), choose sashing colors if needed, and pick borders to make your quilt unique.

Wool Ornaments Wed Feb 12 10-1 \$25 Barb Boyer

Each month we will make a different wool ornament. Not all ornaments will be displayed prior to class. Some will be kitted, others you will need to buy supplies. Lessons learned will include how to use fusible web with wool, whip or tack stitches, blanket stitch, and various other embroidery stitches.

March Classes

Beginning Machine Applique Thurs March 26 1-4 \$30 Barb Boyer

So many quilts use applique these days. Learn the ins and outs of machine applique, from points to curves. We will practice the button hole/blanket stitch, satin stitch, and you can also play around with your decorative stitches. Threads, fusibles and stabilizers will be discussed.



Beginning Machine Quilting Thurs March 19, 1-4 \$30 Sue Frerich

Be prepared to quilt! You will practice your quilting skills on various samples, using both your walking foot and darning foot. Batting, threads, needles and patterns will be discussed. Who knows? By the time you leave you may even be able to write/quilt your name!

Design Challenge: Using 2 ½" Strips Sat March 21, 10:30-4 \$25 Sue Frerich (Another of our precut quilt series)

Sue will teach you the basic block. The challenge is how to set your blocks together. For those of you who have the EQ program on a laptop computer, you can bring your computer to class and Barb will help you design the block in the program and show you how rearrange blocks in the quilt. For those of you who do not have the program, there will be some limited time for students to work on Barb's computer to design your quilt.

Hand Piecing Dresden Plates Wed March 18 10-noon \$30 Sandra Freeburg

Everyone who quilts needs to learn to hand piece. Sometimes we need to have small portable projects to take with us in the car, to doctor appointments, and sometimes, just for relaxing stress free quilting. Learn to hand piece with traditional methods. There are many patterns that are so difficult to piece by machine, but are beautiful when done by hand. This spring, in keeping with our "Dresden Plate" theme, Sandra will teach hand piecing using the Dresden Plate pattern.



Mini Dresden Plates Sat March 28, 10:30-41 \$25 Barb Boyer (Another of our "working with rulers" class)

This class will teach you how to use a small and a mini Dresden Plate template to make little Dresden Plate blocks. You can choose how you want to use your little Dresden Plates: Big quilt, wall hanging, tea towel, tote bag. We will have suggestions to help you decide, or you can simply chose a project from the book. Book and templates are required.



Wool Ornaments Wed Mar 25 10-1 \$25 Barb Boyer

Each month we will make a different wool ornament. Not all ornaments will be displayed prior to class. Some will be kitted, others you will need to buy supplies. Lessons learned will include how to use fusible web with wool, whip or tack stitches, blanket stitch, and various other embroidery stitches.



Wyoming Bear's Paw Sat March 7 & 14 1-6 \$25 Barb Boyer

This iconic block is an over sized regular Bear's Paw block, with miniature bear's paw blocks in the "paws" of the big block. Lessons learned in class will include working in miniature and making half square triangles using the bias strip piecing method. You can make your blocks two toned or scrappy.

April Classes

Beginning Machine Applique Sun April 26, 1-4 \$30 Barb Boyer

So many quilts use applique these days. Learn the ins and outs of machine applique, from points to curves. We will practice the button hole/blanket stitch, satin stitch, and you can also play around with your decorative stitches. Threads, fusibles and stabilizers will be discussed.

Beginning Machine Quilting Sun April 19, 1-4 \$30 Sue Frerich

Be prepared to quilt! You will practice your quilting skills on various samples, using both your walking foot and darning foot. Batting, threads, needles and patterns will be discussed. Who knows? By the time you leave you may even be able to write/quilt your name!

Binding Thur April 9 1-4 Barb Boyer \$25

You'll learn how to accurately cut your bindings, whether bias, cross or straightBand when to use which one. You'll learn how to cut, then sew, join (so easy) and hand stitch it down. Bindings so easy peasy you=ll wonder why you were ever nervous about putting on the binding.

It's Not too Early for Halloween Quilt Sat April 25 10-2 \$25 Barb Boyer

This cute quilt is an embroidered Halloween Quilt from Buttermilk Basin. The first class will get you started on your embroidery. I'll show you the basic stitch (outline or stem stitch), satin stitch, chain stitch and French knot. We'll discuss tracing options, floss colors and background colors. Then, this summer when your embroidery work is finished, we will get together for the final part: setting the quilt. I will have an alternate way to set your blocks, so you will a different option from the pattern.



Let There Be Dragons Quilt Sat April 11 1-6 \$25 Barb Boyer

In the Beginning has created this marvelous dragon fabric: in orange & flame colors, or cool blues & purples. The dragons are in a panel and there is a coordinating border stripe. The blocks are easy and the panel makes this quilt go together quickly. You will also learn how to miter the borders-a new skill to add to

your toolbox!

Running Wild Sat April 4, 1-6 \$25 Barb Boyer (Another of our "working with rulers" class)

This quilt is a combination kaleidoscope and panel, using Northcott's Wild Horses fabrics. This cascading colored quilt can be made just with the kaleidoscope blocks, or, just like the sampler, you can insert parts of the Running Horses panel in random places. This block uses a Creative Grid specialty ruler to cut the wedges for the kaleidoscope blocks.

Wool Ornaments Wed April 22 10-1 \$25 Barb Boyer

Each month we will make a different wool ornament. Not all ornaments will be displayed prior to class. Some will be kitted, others you will need to buy supplies. Lessons learned will include how to use fusible web with wool, whip or tack stitches, blanket stitch, and various other embroidery stitches.



May Classes

A Study in Subtle Sat May 16, 10:30-5 \$30 Sue Frerich

This sample quilt uses taupes and other subtle colorations to create light and medium/dark blocks. The block is simple, but small, and there are tricks to getting everything to line up. You can also make this quilt in any combination of fabrics, so it is perfect for scraps.

Binding Sun May 31 1-4 Barb Boyer \$25

You'll learn how to accurately cut your bindings, whether bias, cross or straight. Band when to use which one. You'll learn how to cut, the sew, then join (so easy) and hand stitch it down. Bindings so easy peasy you'll wonder why you were ever nervous about putting on the binding.

Credit Card Holders Sat May 9 3-6 \$25 Barb Boyer

Make a fast, easy credit card holder that is lined with that special stuff that prevents hackers from stealing your info. Two fat quarters will make several card holders, or you could use a fat quarter and our cork fabric, to make an extra special card holder.

Heart's Desire Sat May 2 1-6 Barb Boyer \$25 (Another of our precut quilt series)

This quilt uses 2 ½" strips plus yardage to make the oversized hearts. Our choice for fabrics is the new line from Alexander Henry: Ghastlies Fall In Love-as only the Ghastly characters can. This is a quick quilt to sew and if you still need a graduation present, you should be able to get the top done in no time.

Intro to Sashiko Sat May 9, 1-3 \$25 Kathy Sconce

Sashiko is a form of decorative reinforcement stitching from Japan. Traditional Sashiko embroidery used white thread on a blue background, but today's sashiko uses many colors of thread, including variegated, and a variety of different colored backgrounds. The main stitch is a type of running stitch and the patterns are often geometric. Learn the basic stitch in the intro class and make a small wall hanging, tea towel, or quilt.

Machine Applied Binding Thur May TBA \$30

Jean will show you several ways to cut and apply binding, completely by machine. Then if you bring a small project, that is already quilted and ready for binding, you

can use Jean's techniques and tricks to apply the binding to your project. You probably won't finish your binding, but you will get hands on experience so you can take what you've learned & finish at home.

Pillow Case Party Sun. May 17 1-4 FREE

If you've never made a pillow case, or just want some time to sew a pillow case, this class is for you. This is a great mother/daughter styled class and pillow cases make great presents!

Wool Ornaments Wed May 13 10-1 \$25 Barb Boyer

Each month we will make a different wool ornament. Not all ornaments will be displayed prior to class. Some will be kitted, others you will need to buy supplies. Lessons learned will include how to use fusible web with wool, whip or tack stitches, blanket stitch, and various other embroidery stitches.



CLUBS

HAND EMBROIDERY CLUB FREE!

If you want to learn to hand embroider or just brush up your technique, join us on the second Saturday of the month from 10 to noon. You can work on your own projects or you can join the project we are doing.

Hand Work Club FREE!

Every Tuesday afternoon from 2-4, join us to just sit & hand stitch, crochet, bind, or knit group. Bring what you're working on, sit up at the table in front by the window and work on your projects for awhile. You can get advice & suggestions from your fellow quilters and share your experiences about your projects.

Knit Pickers' Club FREE!

This is another get-together class to sit & knit, work on our projects, share information and get some help. We will share techniques, suggest patterns, but mainly we'll sit & knit (or pick). We are discussing trying to do a group project meaning everyone does the same pattern. Each month we will learn a different pattern, make it into a square and eventually put all the squares into one project Bafghan, scarf, bag, etc.

Block of the Month Club FREE!

First Saturday of the Month, 10:30-11:15. Join at any time. You get a free fat quarter if you come to class with the previous month's completed block.

Toad Toters Club

On full moon days (as noted in the calendar) you will get 20% off all purchases (not otherwise discounted) that you can fit in your bag. You must bring your bag to participate.

Full Moon Days: January 10, February 9, March 9, April 8, May 7

Discount Policy

We will honor only one discount -- whichever is largest. You can't combine a 10% with a 25% discount to get a 35% discount. On this we can't be bribed.

Color of the Month

January purple; February red; March green; April yellow; May whites.

Nolting Longarm Machines

Nolting has 5 main machines, each with different reaches: from 17" to 30" depending on the machine. They are sold with or without a frame, but after I saw & helped set up one of the steel frames this week, I recommend buying the frame. All machines, except for the Standard-- the most economical machine-- have a stitch regulator. I recommend a stitch regulator. All machines can be equipped with a computer and there are a couple of different ones to choose from. In addition, you can get an extended table base so that you can use rulers, you can get larger bobbins on some of the models and on the frames you can get hydraulic lifts to raise and lower the tables. In the coming weeks, I will print out more information on each model.

The best entry level machine is the Fun Quilter. It comes in 17", 20" & 23" reach. It comes with the Intellistitch Equalizer stitch regulator, standard speed control, needle up/down, and fixed handles in the front & rear. This machine can also be equipped with a computer.



The Pro Machine has the Intellistitch Turbo stitch regulator, single stitch option, standard speed control, needle up/down and customizable handles in the front & rear. The Pro Machine comes in 20", 24" and 30" reach with 10-12" of inside height. There are easy dials on the front to set stitch length and other options. This machine can also be equipped with a computer.



The NV Machine is the newest in the fleet of Nolting machines. This machine has a touch screen with progra

mmable stitch regulation. You can stitch in 4 different stitch modes plus single stitch and needleup/down. It also has an adjustable brightness LED work light. This machine can also be equipped with a computer.



Nolting also has a commercial machine with the Intellistitch Equalizer stitch regulator, standard speed control, needle up/down, and fixed handles in the front & rear. This machine can also be equipped with a computer.

CLUBS

HAND EMBROIDERY CLUB-FREE!

If you want to learn to hand embroider or just brush up your technique, join us on the second Saturday of the month from 10 to noon. You can work on your own projects or you can join the project we are doing.

Hand Work Club-FREE!

Every Tuesday afternoon from 2-4, join us to just sit & hand stitch, crochet, bind, or knit group. Bring what you're working on, sit up at the table in front by the window and work on your projects for awhile. You can get advice & suggestions from your fellow quilters and share your experiences about your projects.

Knit Pickers' Club FREE!

This is another get-together class to sit & knit, work on our projects, share information and get some help. We will share techniques, suggest patterns, but mainly we'll sit & knit (or pick). We are discussing trying to do a group project-meaning everyone does the same pattern. Each month we will learn a different pattern, make it into a square and eventually put all the squares into one project-afghan, scarf, bag, etc. 2nd & 4th Wednesdays, 3-7.

Block of the Month Club FREE!

First Saturday of the Month, 10:30-11:15. Join at any time. You get a free fat quarter if you come to class with the previous month's completed block.

Toad Toters Club

On full moon days (as noted in the calendar) you will get 20% off all purchases (not otherwise discounted) that you can fit in your bag. You must bring your bag to participate.

Full Moon Days: December 12, January 10, February 9, March 9, April 8, May 7

Discount Policy

We will honor only one discount -- whichever is largest. You can't combine a 10% with a 25% discount to get a 35% discount. On this we can't be bribed.

Color of the Month

December Christmas, January purple, February red, March green, April yellow, May white

Join the fun and come feel the difference of quality fabrics.

Happy quilting!

Sincerely, Barbara Boyer

Around the Block

307-433-9555

www.aroundtheblockquilts.com

