



**LEAP YEAR DAY SALE!
IT'S THE 29TH--SATURDAY
(TOMORROW!)**


S000000.....

**IT'S A BUY 2 GET ONE FOR FREE SALE:
PANELS
FAT QUARTERS
BOOKS
(CHEAPEST PANEL, FAT OR BOOK IS THE
FREE ONE)
(Get it? it's a 29% off sale--kinda)**

Travel, Explore, Cruise, Quilt!

We are sailing with Princess Cruises on
December 29-2020-January 8, 2021!

All Aboard!



The Princess sale continues through February, but don't wait until the last minute to sign up. The sale includes free premium beverage package, payment of gratuities and free wifi. On board credit will also be offered. This offer will be good through the end of February. You can still sign up to travel with us, even through next December, but I doubt if this specific sale will be offered again.

February 28, 2020

"Corona virus?" Becca asked. "You get that from drinking too much beer, right?"

I don't know where she gets her information from, but it's always slightly a tad off base. Becca, for those who don't know, is my very opinionated mini Australian Shepherd. I try to limit her internet and television exposure, but when I'm at the shop, I'm just not sure what she does all day long.

"I wish that were true," I told her. "Then the slogan would be, More beer! But actually the coronavirus comes from animals."

"I would never give you a disease," Becca said.

"But you give me kisses sometimes, and that is a way that an animal pathogen can travel to a human."

"You lost me at pathogen," Becca said.

"Well, coronaviruses are typically housed in animals, like horseshoe bats. But it usually requires the virus to travel from the bat to another animal, where it mutates or changes, and then is transmitted to a person where it becomes infectious and potentially dangerous."

"So did this Corona Virus come from a bat? We don't have bats around here."

"No one is quite sure where the virus started, and, yes, we do have bats. We even had a bat in the house a few years back. Lydia (the cat) caught it, or tried to," I said. Lydia woke me up at 2 in the morning chasing what I thought was a bird, but when I saw the beady red eyes and heard its weird chirping radar sounds I knew it was a bat.

"How did the bat get into the house?" Becca looked around nervously. "I don't think I like bats."

"Bats can squeeze through small openings," I told her. "You've seen the screens on my windows."

"What screens?" Becca asked.

"Exactly. But scientists don't think this coronavirus comes from bats, although it is similar to what bats carry," I told her.

Carolyn Machamer, a professor of cell biology at the Johns Hopkins University School of Medicine in Baltimore, explained how this works: A bat infects "an intermediate animal, and during that replication, mutations arise that could promote infection in humans if they are in close contact."

These kind of coronaviruses are called zoonotic diseases because they

spread from animals to humans. SARS (severe acute respiratory syndrome) was thought to have spread from bats to civet cats before it got to humans. MERS, another coronavirus in 2012, was thought to have passed from bats to camels to humans.

"Well, that's all and good," said Becca, "but we don't have camels here....wait, don't tell me we do, let's just pretend that the ones down at the Bison Ranch don't exist. And we don't have those cats. And I'm pretending we don't have bats. So if we don't have any of these animals we won't get sick, right?"

"Becca, calm down. This coronavirus will probably continue to spread, and, yes, more people will get sick. But the scientists are still working on determining where it came from. The speculation is that it came from a live-animal market in China because that's where the first cases were reported. But they're not sure. It is also possible that the intermediate animal was a long-snouted anteater because the genetic sequences of the coronaviruses in the anteaters are 99 percent similar to the human coronavirus."

"So an anteater is causing all of this? Well, that's good news. We don't have anteaters around here." She paused. "Do we?"

"Becca, the scientists are working hard at finding all the links because that will help in developing a vaccine and will help us learn more about how these viruses mutate and get passed from animal to human."

"Okay, but I just want to be clear, if we don't have civet cats, camels, anteaters and horseshoe bats, it won't come here?"

"Becca, don't worry about the weird animals. Our best defense is to practice safe habits. So no more kisses for a while."

"I still get pats, though, right?"

"Yes. Pats are good. But no more touching your face with your fingers... or in your case licking in places that aren't to be mentioned in polite company."

We can also do other things like not go out in public if we think we're sick. If we're healthy, we can be careful about shaking hands with people, touching surfaces that might harbor a virus, and washing our hands often.

"So what makes you so smart about all of this?" Becca asked. "I thought you went to law school not doctor school."

"Most of this is just common sense. And I pay attention to the experts who are trained and have studied this stuff all their lives. If they don't have all the answers, I'm willing to wait until they do."

"But I have been paying attention to what people around me do. And what I am sure of is we are just not prepared to handle a swift moving virus. And I mean us, regular people, not the scientists, health workers and the like."

"I went to the post office today and borrowed one of the pens to write an address on the label. Because I had too many things in my hands, I put the pen in my mouth to carry it. And then I realized what I had done. But instead of throwing the pen away, I left it on the counter."

"You did what? You won't let me give kisses but you kissed a pen?" Becca said, shaking her head.

"I know. We're just so used to being safe around these kind of illnesses. We walk around with colds and coughs and sneezes and don't really think about whether we are contaminating anything, because usually we aren't. And those habits are going to be hard to break if a pandemic killer virus strikes."

"Well," said Becca, "start learning now."

And she's right, of course. She always is.

Our best defense against any kind of virus is to be aware. We're told to wash our hands, cough into our sleeves, stay home when we're sick, be careful what we touch. But we're lazy and we forget about being careful.

Just look at what happened in California when the 200 passengers from that cruise ship were quarantined at the military bases. The federal workers who were helping did not take precautions and were potentially exposed to the virus. And then those workers went home, went to the grocery store, went to softball games, went to schools and churches. I actually don't know where they went when they left for home. But think about the hundreds of people they encountered on the way.

And just think that if you were a virus, how many people you could hop on to. That's what's scary. Not so much the virus, but our own actions in allowing it to travel.

So I challenge everyone to change one bad habit: 1) avoid handrails; 2) cover your mouth when you cough then don't touch anything; 3) don't touch your face with your hands.

"And don't put strange pens in your mouth," said Becca. She's right, as always.

It's time to think about Shop Hop!

Our theme for this year's challenge is flashback to the 1960s. Beatles, peace signs, hippies, tie dye, long hair, rock & roll, being hip or being square. Make your own project around a 1960s theme, using a commercial pattern or one of your own creation. Wall hangings, totes or other interpretations of a 60s theme no larger than 60" X 60" will be accepted. Projects will hang at the Springtime in the Rockies Shop Hop at the Ranch, April 17 & 18. **Gift Basket Prizes awarded: \$250 1st; \$200 2nd; \$150 3rd as picked by Viewer's Choice.** To participate, fill out an entry form and submit it to a participating quilt store with your project by April 13.



I will have the forms available later--or just ask me to print you one. For now, it's time to start thinking of what project you want to do! The prizes are big this year!


WHAT'S NEW!!

From AH:


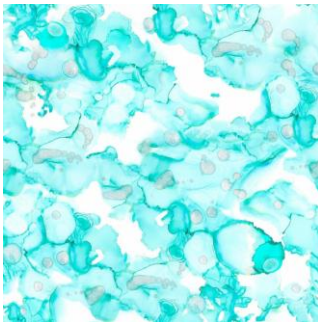



From Hoffman:





From 3 Wishes:










From Print Concepts & Windham:



From Benartex:







Metallic +

Metallic +

Metallic +



SECTION SHOWN MEASURES APPROX. 24" X 44"



SECTION SHOWN MEASURES APPROX. 24" X 44"



SECTION SHOWN MEASURES APPROX. 24" X 44"






PANEL MEASURES APPROX. 24" X 44"



PANEL MEASURES APPROX. 24" X 44"

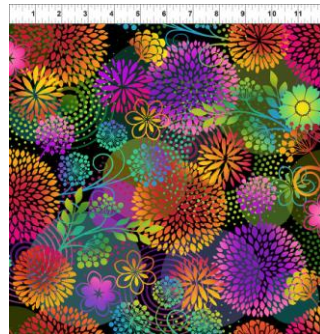
From Northcott:





From Robert Kaufman:










From In the Beginning: (We will have kits)








pattern--we are making kits





From Northcott:





SIGN UP FOR LONG ARM QUILTING CLASSES TODAY!

Classes are on Wednesdays and some Saturdays: 10:30-1:30; 2:30-5:30, or 6-8:30. Check the calendar for dates. Only 4 to a class.

Rentals have started for those who have taken the class. Tuesdays and Fridays, and a couple of Saturday and Sunday rentals. Check the calendar for rentals. Generally, there are 2 rentals times per day: 10:30-2 and 2:30-6. \$25/hr or \$85 for 3 1/2 hours. \$50 minimum. Plus \$5/bobbin for thread. Most quilts (double and smaller), even for beginners, will take about 2 1/2-3 hours. We will discuss what you plan to do on your quilt and will help you estimate how long it will take.

**Class descriptions follow the calendar, so keep scrolling.
Classes are listed alphabetically, by month.**

FEBRUARY 2020

Sunday	Monday	Tuesday	Wednesday	Thursday	Friday	Saturday
						1 BOM 10:30

	Color of the month: red					BOM 10:30 Working with Rulers: Drunkard's Path 1-6
2	3	4	5	6	7	8
Closed		Hand work Club 2-4 Long Arm Rental Day	Knit Pickers' Club 3-7	Beginning Quilt 6-9	Long Arm Rental Day	Embroidery Club 10-noon Embroidery Club 10-noon How to Use Strips: Strip Stacks noon-6
9	10	11	12	13	14	15
Beginning Quilt 1-4 Full Moon		Hand work Club 2-4 Long Arm Rental Day	Wool Ornaments 10-1	Beginning Quilt 6-9	Long Arm Rental Day Valentine's Day	Bermuda Sunset 10:30-5
16	17	18	19	20	21	22
Beginning Quilt 1-4	T-Shirt Quilt 10:30-4 Presidents' Day	Hand work Club 2-4 Long Arm Rental Day	Knit Pickers' Club 3-7	Beginning Quilt 6-9	Long Arm Rental Day	Working with Rulers: Circular Motion 10:30-4
23	24	25	26	27	28	29
Beginning Quilt 1-4	English Paper Piecing: Dresden Plate 2-4	Hand work Club 2-4 Long Arm Rental Day		Beginning Quilt 6-9	Long Arm Rental Day	SALE!

MARCH 2020

Sunday	Monday	Tuesday	Wednesday	Thursday	Friday	Saturday
1 Closed	2	3 Hand work Club 2-4 Long Arm Rental Day	4	5 Beginning Quilt 6-9	6 Long Arm Rental Day	7 BOM 10:3 t-shirt class cont.
8 Beginning Quilt 1-4	9 Full Moon	10 Hand work Club 2-4 Long Arm Rental Day	11 Knit Pickers' Club 3-7	12	13 Long Arm Rental Day	14 Embroidery Club 10- noon Embroidery Club 10- noon National Quilt Day
15 Beginning Quilt 1-4	16	17 Hand work Club 2-4 Long Arm Rental Day	18 Hand Piecing Dresden Plates 10-noon	19 Beginning Machine Quilting 1-4	20 Long Arm Rental Day	21 How to Use Strips: Design Challenge 10:30-4
22 Beginning Quilt 1-4	23	24 Hand work Club 2-4 Long Arm Rental Day	25 Wool Ornaments 10- 1 Knit Pickers' Club 3-7	26 Beginning Machine Applique 1-4	27 Long Arm Rental Day	28 Working with Rulers: Mini Dresden Plate 10:30- 4
29	30	31				

	English Paper Piecing: Dresden Plate 2-4	Hand work Club 2-4 Long Arm Rental Day	Color of the month: green			
--	---	---	------------------------------	--	--	--

Please look on the calendars above for times and dates.

Ongoing Classes & Clubs

AccuCut Rental most Thursdays 1-4 check calendar or call to be sure

\$10/30 minutes

We have an industrial size AccuCut cutter with several dies: strips, squares, triangles, rectangles. Sign up for time of the AccuCutter to change your stash into usable strips, squares, rectangles and triangles. We will rent to machine in ½ hour intervals (you can get a lot cut in ½ hour). Be sure to check which dies we have before you come in.

Block of the Month First Sat of month 10:30-11:15 FREE Barb Boyer

Join at any time. You get a free fat quarter if you come to class with the previous month's completed block. This year the challenge is to use polka dot fabric in each block. The quilt will be whimsical, and will lend itself to bright colors, stripes, stars, and dots. To start you off we will give you a fat quarter that you must use in your blocks (at least in some of them). But...if you don't like the fat quarter or dots, you can choose any color scheme you like.

Dresden Plate, English Paper Piecing last Monday of each month, 2-4 Barb Boyer \$20 (one time fee)

We will teach the basics of English Paper Piecing, the simple & easy way to hand piece. English paper piecing dates back to the early 1800s. It is a hand sewing method that uses paper templates to help sew complex angles together, like hexagons. Any number of different designs can be made, including **Dresden Plate** (this is the pattern we're doing this year).

Hand Embroidery Club 2nd Sat. of the month, 10-noon FREE Kathy Sconce

If you want to learn to hand embroider or just brush up your technique, join us on the second Saturday of the month from 10 to noon. You can work on your own projects or you can join the project we are doing. We are still doing the Gardner's Alphabet Quilt Block of the Month by Crabapple Hill. We will explore a variety of embroidery stitches for each block each block (2 letters per month), plus we will learn how to color with regular crayons to enhance the blocks. Each month Kathy Sconce shows us a new stitch to try, plus, she guides us through thread choices, how to knot, fabrics to use, and tracing techniques. We are also looking at new patterns, for those you do not want to do the Alphabet quilt or who have finished those blocks.

Knit Pickers' Club 2nd and 4th Wed of each month, 3-7 Carol Moler

We are changing up the Knit Pickers' Club. We're going to knit 2 days a month

every second and fourth Wednesday, and we'll start earlier in the day at 3. For those of you who work, we'll still be knitting > till 7. The Club is open to all skill levels. We want to share what we've learned, find new patterns, and simply just sit and knit. We work on some felting projects, fingerless mittens, mittens, and socks. And we're experimenting with group projects meaning we will demonstrate a particular project (fingerless mitts, cables, stranded work, charts) and then everyone does the same pattern. Each month (or so) we will switch to a new project.

Long Arm Quilting Classes Wednesdays from 10:30-1:30, 2:30-5:30 Barb Boyer \$30
(check calendar for specific times & dates)

In this class you will learn all about the Nolting long arm quilting machines: loading, threading, quilting. I'll demonstrate how to load and thread, set stitch length, change tension, wind and load bobbins. Then I will load a practice quilt onto the machine and show how to do hand guided quilting. Each student will be given at least 15-20 minutes of practice time. (Each class is limited to 4 students). You will be able to do free hand quilting plus you can practice following a pantograph. Any quilter who wants to rent to machines must take this class first, regardless of whether you have experience on a long arm machine. This class is not designed to teach you everything there is to know about long arm quilting It's just a start.

February Classes

Hand Applique/Back Basting TBA, 10-noon Sandra Freeburg \$30

Back basting is a template free method of needle turn applique. No slippery freezer paper or chalked lines on top that never seem to get turned under quite right. This method is especially great for traveling, because your pieces will be basted onto your background -- no need for pins to get in the way. This class is great for beginners and all levels of appliquers. Don't let hand applique frustrate you. It's really easy and relaxing!

Summer Swag Quilt RESCHEDULED FOR SUMMER \$25 Jean Korber (Another of our "working with rulers" series + 2 ½" pre cut strips)

This quilt is another Krista Moser quilt, no template piecing. If you did FanFaire, you can use the same ruler. And it uses precut 2 ½" strips! The pattern shows you how to combine strip piecing with diamond star cuts to create a magical three dimensional effect. The pieces are large and uncomplicated, which means in no time you will have a wonderful "summertime" quilt.



March Classes

Beginning Machine Applique Thurs March 26 1-4 \$30 Barb Boyer

So many quilts use applique these days. Learn the ins and outs of machine applique, from points to curves. We will practice the button hole/blanket stitch, satin stitch, and you can also play around with your decorative stitches. Threads, fusibles and stabilizers will be discussed.

Beginning Machine Quilting Thurs March 19, 1-4 \$30 Sue Frerich

Be prepared to quilt! You will practice your quilting skills on various samples, using both your walking foot and darning foot. Batting, threads, needles and patterns will be discussed. Who knows? By the time you leave you may even be able to write/quilt your name!

Design Challenge: Using 2 ½" Strips Sat March 21, 10:30-4 \$25 Sue Frerich (Another of our precut quilt series)

Sue will teach you the basic block. The challenge is how to set your blocks together. For those of you who have the EQ program on a laptop computer, you can bring your computer to class and Barb will help you design the block in the program and show you how rearrange blocks in the quilt. For those of you who do not have the program, there will be some limited time for students to work on Barb's computer to design your quilt.

Hand Piecing Dresden Plates Wed March 18 10-noon \$30 Sandra Freeburg

Everyone who quilts needs to learn to hand piece. Sometimes we need to have small portable projects to take with us in the car, to doctor appointments, and sometimes, just for relaxing stress free quilting. Learn to hand piece with traditional methods. There are many patterns that are so difficult to piece by machine, but are beautiful when done by hand. This spring, in keeping with our "Dresden Plate" theme, Sandra will teach hand piecing using the Dresden Plate pattern.

**Mini Dresden Plates Sat March 28, 10:30-41 \$25 Barb Boyer (Another of our "working with rulers" class)**

This class will teach you how to use a small and a mini Dresden Plate template to make little Dresden Plate blocks. You can choose how you want to use your little Dresden Plates: Big quilt, wall hanging, tea towel, tote bag. We will have suggestions to help you decide, or you can simply chose a project from the book. Book and templates are required.

**Wool Ornaments Wed Mar 25 10-1 \$25 Barb Boyer**

Each month we will make a different wool ornament. Not all ornaments will be displayed prior to class. Some will be kitted, others you will need to buy supplies. Lessons learned will include how to use fusible web with wool, whip or tack stitches, blanket stitch, and various other embroidery stitches.

**April Classes**

Beginning Machine Applique Sun April 26, 1-4 \$30 Barb Boyer

So many quilts use applique these days. Learn the ins and outs of machine applique, from points to curves. We will practice the button hole/blanket stitch, satin stitch, and you can also play around with your decorative stitches. Threads, fusibles and stabilizers will be discussed.

Beginning Machine Quilting Sun April 19, 1-4 \$30 Sue Frerich

Be prepared to quilt! You will practice your quilting skills on various samples, using both your walking foot and darning foot. Batting, threads, needles and patterns will be discussed. Who knows? By the time you leave you may even be able to write/quilt your name!

Binding Thur April 9 1-4 Barb Boyer \$25

You'll learn how to accurately cut your bindings, whether bias, cross or straight. And when to use which one. You'll learn how to cut, then sew, join (so easy) and hand stitch it down. Bindings so easy peasy you'll wonder why you were ever nervous about putting on the binding.

It's Not too Early for Halloween Quilt Sat April 25 10-2 \$25 Barb Boyer

This cute quilt is an embroidered Halloween Quilt from Buttermilk Basin. The first class will get you started on your embroidery. I'll show you the basic stitch (outline or stem stitch), satin stitch, chain stitch and French knot. We'll discuss tracing options, floss colors and background colors. Then, this summer when your embroidery work is finished, we will get together for the final part: setting the quilt. I will have an alternate way to set your blocks, so you will have a different option from the pattern.



Let There Be Dragons Quilt Sat April 11 1-6 \$25 Barb Boyer

In the Beginning has created this marvelous dragon fabric: in orange & flame colors, or cool blues & purples. The dragons are in a panel and there is a coordinating border stripe. The blocks are easy and the panel makes this quilt go together quickly. You will also learn how to miter the borders-a new skill to add to your toolbox!

Running Wild Sat April 4, 1-6 \$25 Barb Boyer (Another of our "working with rulers" class)

This quilt is a combination kaleidoscope and panel, using Northcott's Wild Horses fabrics. This cascading colored quilt can be made just with the kaleidoscope blocks, or, just like the sampler, you can insert parts of the Running Horses panel in random places. This block uses a Creative Grid specialty ruler to cut the wedges for the kaleidoscope blocks.

Wool Ornaments Wed April 22 10-1 \$25 Barb Boyer

Each month we will make a different wool ornament. Not all ornaments will be displayed prior to class. Some will be kitted, others you will need to buy supplies. Lessons learned will include how to use fusible web with wool, whip or tack stitches, blanket stitch, and various other embroidery stitches.



May Classes

A Study in Subtle Sat May 16, 10:30-5 \$30 Sue Frerich

This sample quilt uses taupes and other subtle colorations to create light and medium/dark blocks. The block is simple, but small, and there are tricks to getting everything to line up. You can also make this quilt in any combination of fabrics, so it is perfect for scraps.

Binding Sun May 31 1-4 Barb Boyer \$25

You'll learn how to accurately cut your bindings, whether bias, cross or straight. Band when to use which one. You'll learn how to cut, the sew, then join (so easy) and hand stitch it down. Bindings so easy peasy you'll wonder why you were ever nervous about putting on the binding.

Credit Card Holders Sat May 9 3-6 \$25 Barb Boyer

Make a fast, easy credit card holder that is lined with that special stuff that prevents hackers from stealing your info. Two fat quarters will make several card holders, or you could use a fat quarter and our cork fabric, to make an extra special card holder.

Heart's Desire Sat May 2 1-6 Barb Boyer \$25 (Another of our precut quilt series)

This quilt uses 2 ½" strips plus yardage to make the oversized hearts. Our choice for fabrics is the new line from Alexander Henry: Ghastlies Fall In Love-as only the Ghastly characters can. This is a quick quilt to sew and if you still need a graduation present, you should be able to get the top done in no time.

Intro to Sashiko Sat May 9, 1-3 \$25 Kathy Sconce

Sashiko is a form of decorative reinforcement stitching from Japan. Traditional Sashiko embroidery used white thread on a blue background, but today's sashiko uses many colors of thread, including variegated, and a variety of different colored backgrounds. The main stitch is a type of running stitch and the patterns are often geometric. Learn the basic stitch in the intro class and make a small wall hanging, tea towel, or quilt.

Machine Applied Binding Thur May TBA \$30

Jean will show you several ways to cut and apply binding, completely by machine. Then if you bring a small project, that is already quilted and ready for binding, you can use Jean's techniques and tricks to apply the binding to your project. You probably won't finish your binding, but you will get hands on experience so you can take what you've learned & finish at home.

Pillow Case Party Sun. May 17 1-4 FREE

If you've never made a pillow case, or just want some time to sew a pillow case, this class is for you. This is a great mother/daughter styled class and pillow cases make great presents!

Wool Ornaments Wed May 13 10-1 \$25 Barb Boyer

Each month we will make a different wool ornament. Not all ornaments will be displayed prior to class. Some will be kitted, others you will need to buy supplies. Lessons learned will include how to use fusible web with wool, whip or tack stitches, blanket stitch, and various other embroidery stitches.



CLUBS

HAND EMBROIDERY CLUB FREE!

If you want to learn to hand embroider or just brush up your technique, join us on the second Saturday of the month from 10 to noon. You can work on your own projects or you can join the project we are doing.

Hand Work Club FREE!

Every Tuesday afternoon from 2-4, join us to just sit & hand stitch, crochet, bind, or knit group. Bring what you're working on, sit up at the table in front by the window and work on your projects for awhile. You can get advice & suggestions from your fellow quilters and share your experiences about your projects.

Knit Pickers' Club FREE!

This is another get-together class to sit & knit, work on our projects, share information and get some help. We will share techniques, suggest patterns, but mainly we'll sit & knit (or pick). We are discussing trying to do a group project meaning everyone does the same pattern. Each month we will learn a different pattern, make it into a square and eventually put all the squares into one project Afghan, scarf, bag, etc.

Block of the Month Club FREE!

First Saturday of the Month, 10:30-11:15. Join at any time. You get a free fat quarter if you come to class with the previous month's completed block.

Toad Toters Club

On full moon days (as noted in the calendar) you will get 20% off all purchases (not otherwise discounted) that you can fit in your bag. You must bring your bag to participate.

Full Moon Days: January 10, February 9, March 9, April 8, May 7

Discount Policy

We will honor only one discount -- whichever is largest. You can't combine a 10% with a 25% discount to get a 35% discount. On this we can't be bribed.

Color of the Month

January purple; February red; March green; April yellow; May whites.

Nolting Longarm Machines

Nolting has 5 main machines, each with different reaches: from 17" to 30" depending on the machine. They are sold with or without a frame, but after I saw & helped set up one of the steel frames this week, I recommend buying the frame. All machines, except for the Standard-- the most economical machine-- have a stitch regulator. I recommend a stitch regulator. All machines can be equipped with a computer and there are a couple of different ones to choose from. In addition, you can get an extended table base so that you can use rulers, you can get larger bobbins on some of the models and on the frames you can get hydraulic lifts to raise and lower the tables. In the coming weeks, I will print out more information on each model.

The best entry level machine is the Fun Quilter. It comes in 17", 20" & 23" reach. It comes with the Intellistitch Equalizer stitch regulator, standard speed control, needle up/down, and fixed handles in the front & rear. This machine can also be equipped with a computer.



The Pro Machine has the Intellistitch Turbo stitch regulator, single stitch option, standard speed control, needle up/down and customizable handles in the front & rear. The Pro Machine comes in 20", 24" and 30" reach with 10-12" of inside height. There are easy dials on the front to set stitch length and other options. This machine can also be equipped with a computer.



The NV Machine is the newest in the fleet of Nolting machines. This machine has a touch screen with programmable stitch regulation. You can stitch in 4 different stitch modes plus single stitch and needleup/down. It also has an adjustable brightness LED work light. This machine can also be equipped with a computer.



Nolting also has a commercial machine with the Intellistitch Equalizer stitch regulator, standard speed control, needle up/down, and fixed handles in the front & rear. This machine can also be equipped with a computer.

CLUBS

HAND EMBROIDERY CLUB-FREE!

If you want to learn to hand embroider or just brush up your technique, join us on the second Saturday of the month from 10 to noon. You can work on your own projects or you can join the project we are doing.

Hand Work Club-FREE!

Every Tuesday afternoon from 2-4, join us to just sit & hand stitch, crochet, bind, or knit group. Bring what you're working on, sit up at the table in front by the window and work on your projects for awhile. You can get advice & suggestions from your fellow quilters and share your experiences about your projects.

Knit Pickers' Club FREE!

This is another get-together class to sit & knit, work on our projects, share information and get some help. We will share techniques, suggest patterns, but mainly we'll sit & knit (or pick). We are discussing trying to do a group project-meaning everyone does the same pattern. Each month we will learn a different pattern, make it into a square and eventually put all the squares into one project-afghan, scarf, bag, etc. 2nd & 4th Wednesdays, 3-7.

Block of the Month Club FREE!

First Saturday of the Month, 10:30-11:15. Join at any time. You get a free fat quarter if you come to class with the previous month's completed block.

Toad Toters Club

On full moon days (as noted in the calendar) you will get 20% off all purchases (not otherwise discounted) that you can fit in your bag. You must bring your bag to participate.

Full Moon Days: December 12, January 10, February 9, March 9, April 8, May 7

Discount Policy

We will honor only one discount -- whichever is largest. You can't combine a 10% with a 25% discount to get a 35% discount. On this we can't be bribed.

Color of the Month

December Christmas, January purple, February red, March green, April yellow, May white

Join the fun and come feel the difference of quality fabrics.

Happy quilting!

Sincerely, Barbara Boyer

Around the Block

307-433-9555

www.aroundtheblockquilts.com
