



August 28, 2020

Becca's pouting. She heard me talking about moving to Mars because New Zealand wasn't far enough away.

"How am I supposed to get to New Zealand, let alone Mars?" she asked.

"Well, you could go to New Zealand with me, if I went. But you would have to ride in the cargo hold with the baggage."

And that's when I lost control of the conversation. I tried suggesting that I could drug her and she'd never know whether she was on a plane or off it, but she wasn't buying it.

"What about Louisiana. You said something to your niece about Louisiana. We could drive there. In a car. I could have the whole back seat to myself."

"What about Cassidy?"

"There wouldn't be enough room," she told me.

"Well, none of us are moving to Louisiana, so you don't have to worry about it. I don't want to move to a place where the hurricane center sends out warnings about having the necessary tools to cut through the attic to get onto your roof during a hurricane. That is not part of my skill set."

"Well, you could move to Australia, and work on one of those islands off the Great Barrier Reef."

"Becca, you know that Australia and New Zealand are basically in the same place? Cargo hold? Long airplane ride?"

And that's when the pouting began.

"You won't take me anywhere any more. I can't go out. I have to wear a mask the whole time..."

"Wait a minute. You never go out. You hate riding in cars. And you don't have to wear a mask. Anywhere. Becca!" But she had stomped outside.

Sigh. It's like living with a 4-year-old. Or a 13-year-old. Or a husband. Or a mother. Or mother-in-law. Or an 80-year-old. I'm blaming it all now on the heat and the smoke. Did you wake up Sunday morning around 2:30 to acrid, water drenched dead campfire smell? The window fan was blowing that smell right in the bedroom. I got up & closed all the windows and doors that were open to keep the smell at bay. And then it was hot. And even though it's hard to believe that September starts next week, we've had a long, hot, smelly summer and I am looking forward to some different weather.

But before Becca had her funk, I really wanted to talk about something more diverting, for example, Elon Musk's project of hooking the human brain into a computer. I mean, why not? We have smart phones, smart tvs, smart homes, smart cars. Products and programs designed to make our lives easier by being able to converse with your refrigerator to find out what should be on the grocery list. Or to turn the lights on or off in the house, or to lock doors to homes and cars, or to turn on music or find certain programs on tv, or to remember our likes and dislikes, or to preset seat positions in cars, or to remind us on the computer of all the searches we have ever done for any kind of product by placing an ad in the right hand column.

So why not a smart brain. I think his project is originally designed to help us with brain disorders and diseases. Now, sticking electrical things into the brain isn't new. There are current treatments for diseases like Parkinson's and other similar diseases that use electrical stimulus. There are also various interfaces that exist to help quadriplegics move artificial limbs. But Musk admits

that that is just the beginning and he envisions this technology going a lot further, including hands free computer interactions. Talk or just think and you can tell Alexa what music to play. If you want to see his newest project(s) or concepts unveiled, he was supposed to have a briefing today at 4 E.T. I'm a great sci fi fan, but even I'm not sure I want to see this future in my lifetime.

So if all of this stuff in today's world is too much (pandemic, masks, conventions, fires and smoke, Elon Musk) and you want to get away from all of that (and you don't want to take Becca, but don't tell her that), there is an island in the Great Barrier Reef that needs a caretaker. Applications must be in by Sept. 25. Just you, an island, ocean. Paradise. Down side: limited electricity, limited water, and lots of hard work like maintaining buildings, solar power systems and sewage treatment systems, cleaning toilets, weeding the island, and talking to tourists. Upside: talking to tourists, counting birds and limited electricity. No smart homes here. And I'm not sure I have the skill set for that job.

Becca came marching back in.

"We've voted. We want to move where it's not too hot, not too cold, it only rains at night but only for a little bit so you can still alien watch at night, you can grow tomatoes without much effort and there are squirrels for us to chase."

"Becca, have you been watching Camelot, again?"

WHAT'S NEW!!

We also have new patterns (one using the Steampunk Halloween Owls from Quilting Treasures), books (Buttermilk Basin), wonder clips, bias strip makers, flower head pins, curved safety pins, Zirkel pin cushion, Zootroplois book, Allique sheets, and a variety of new embroidery patterns, including the Owls, various Halloween and Christmas patterns.







More patterns and notions, including the Warm Hands wool felt ornaments. About 14 bolts of white on white, that I won't put in the newsletter, because they will all look, well, white on white. But there are at least 4 Christmas patterns, some basic patterns (flowers, geometrics), and some "spring" patterns.

From Alexander Henry:



From Northcott:







From Henry Glass and Benartex





From Hoffman, Michael Miller



From Robert Kaufman:






From 3 Wishes:



From Quilting Treasures:

almost gone






From Henry Glass:





flannel



flannel





flannel








From Hoffman:










From Northcott:





From Moda:


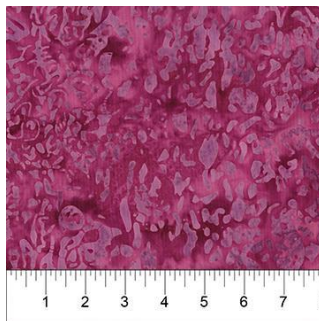
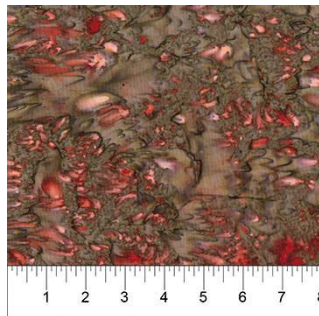



36" X 54"



54" x 65"

Northcott:



AUGUST 2020						
Sun	Mon	Tues	Wed	Thursday	Fri	Saturday
						1 BOM 10:30 There Be Dragons 1-5
2	3	4	5	6	7	8

Closed	Magic Triangle Quilt, 11-3 Full Moon	Hand work Club 2-4	Knit Pickers' Club 3-7			Embroidery Club 10-noon Embroidery Club 10-noon Magic Triangle Quilt, 11-3
9 Closed	10	11 Hand work Club 2-4	12	13	14	15 A Study in Subtle 11-3
16 Closed	17	18 Hand work Club 2-4	19 Knit Pickers' Club 3-7	20	21	22 Zootropolis 11-3
23 Closed	24	25 Hand work Club 2-4	26	27	28	29 There be Dragons Here 1-5
30 Closed	31	Color of the month: blacks				

SEPTEMBER 2020						
Sunday	Monday	Tuesday	Wednesday	Thursday	Friday	Saturday
		1 Hand work Club 2-4 Long Arm Rental Day Full Moon	2	3	4	5 BOM 10:30 Zootropolis 1-5
6	7	8	9	10	11	12

Closed	Labor Day	Hand work Club 2-4 Long Arm Rental Day	Knit Pickers' Club 3-7			Embroidery Club 10-noon Christmas Club 1-4
13 Beginning Quilting 1-4	14	15 Hand work Club 2-4 Long Arm Rental Day	16	17	18	19 Funky Hearts Noon-5
20 Beginning Quilting 1-4	21	22 Hand work Club 2-4 Long Arm Rental Day	23 Knit Pickers' Club 3-7	24	25	26 Elizabeth Hartman quilts Noon-5
27 Beginning Quilting 1-4	28	29 Hand work Club 2-4 Long Arm Rental Day	30	Color of the month: orange		

OCTOBER 2020						
Sun	Mon	Tues	Wed	Thurs	Friday	Sat
	Color of the month: green			1	2 Full Moon	3 BOM 10:30 Steampunk Halloween 1-5
4	5	6	7	8	9	10

Closed		Hand work Club 2-4 Long Arm Rental Day	Knit Pickers' Club 3-7			Embroidery Club 10-noon Christmas Club 1-4
11 Beginning Quilting 1- 4	12 Strip Stacks, noon-5 Columbus Day	13 Hand work Club 2-4 Long Arm Rental Day	14	15	16	17 Paper Pieced Christmas Tree Noon-5
18 Beginning Quilting 1- 4	19	20 Hand work Club 2-4 Long Arm Rental Day	21 Knit Pickers' Club 3-7	22	23	24 String Quilt Noon-5
25 Beginning Quilting 1- 4	26	27 Hand work Club 2-4 Long Arm Rental Day	28	29	30	31 Halloween Full Moon

NOVEMBER 2020						
Sun	Mon	Tues	Wed	Thurs	Friday	Sat
1	2	3	4	5	6	7

Closed		Hand work Club 2-4 Long Arm Rental Day				BOM 10:30 Precut for Christmas 1-5
8	9	10	11	12	13	14
Beginning Quilting 1- 4		Hand work Club 2-4 Long Arm Rental Day	Knit Pickers' Club 3-7 Veterans Day			Embroidery Club 10-noon Christmas Club 1-4
15	16	17	18	19	20	21
Beginning Quilting 1- 4		Hand work Club 2-4 Long Arm Rental Day				Christmas Tree (not paper pieced) Noon-5
22	23	24	25	26	27	28
Binding 1- 4		Hand work Club 2-4 Long Arm Rental Day	Knit Pickers' Club 3-7	Thanksgiving Day Closed	Black Friday Sale	Shop Small Business Sale
29	30					
Shop Small Business Sale	Full Moon	Color of the month: flannels				

DECEMBER 2020

Sun	Mon	Tues	Wed	Thurs	Friday	Sat
		1	2	3	4	5
	Color of the month: red	Hand work Club 2-4 Long Arm Rental Day				BOM 10:30 Let's Do Christmas! 1-5
6	7	8	9	10	11	12
Closed		Hand work Club 2-4 Long Arm Rental Day	Knit Pickers' Club 3-7			Embroidery Club 10-noon Christmas Club 1-4
13	14	15	16	17	18	19
		Hand work Club 2-4 Long Arm Rental Day				
20	21	22	23	24	25	26
		Hand work Club 2-4 Long Arm Rental Day	Knit Pickers' Club 3-7		Christmas Closed	
27	28	29	30	31		
			Full Moon			

Christmas Club

September 12, October 10, November 24 from 1-4
Club fee is \$25 for all 3 sessions. Kit fees separate.

Each month we will work on quick easy projects (although I will throw a quilt into the mix). Please bring your sewing machine and basic sewing kit/tools.

September we will have a Santa Claus t-towel (or you can put him on any fabric you like). We will have him kitted for you on toweling fabric, needle and pearl cotton. No tracing involved.

We will also have a simple oven mitt pattern, already cut out, complete with Insul-Brite for the "batting."

October we will make a wall hanging that requires tumbleweeds, so start collecting now (one is enough). And we'll start work on a wool door hanging.

Projects may change a bit, and other small things may be added-like some wool ornaments, a wool appliqued pillow, potholders and a warm bread basket (keeps bread warm).

Please sign up early, so that I can make sure I have kits ready for those things that will be kitted. Some projects, like the wall hanging, will not be kitted, so you can use your scraps.

August Classes

Let There Be Dragons Quilt Sat Aug 29-5 \$25 Barb Boyer

In the Beginning has created this marvelous dragon fabric: in orange & flame colors, or cool blues & purples. The dragons are in a panel and there is a coordinating border stripe. The blocks are easy and the panel makes this quilt go together quickly. You will also learn how to miter the borders-a new skill to add to your toolbox!

Zootropolis August 22 11-3 Sue Frerich \$35

You've seen her quilt. You want to make one, too! Zootropolis is a skyscraper of animals, each to its own window. You can use a simple fusible process for raw edge applique for the animals, or you can use a special product that allows you to turn under all of your edges so it looks like you've hand appliqued everything in place. The fun part of the quilt - well there are a lot of fun parts: choosing the fabrics for each animal, adding embellishments to your animals, and then choosing fun quilting patterns for each block. This class will have follow up class(es) in the fall.



Please look on the calendars above for times and dates.

Ongoing Classes & Clubs

Block of the Month First Sat of month 10:30-11:15 FREE Barb Boyer

Join at any time. You get a free fat quarter if you come to class with the previous month's completed block. This year the challenge is to use polka dot fabric in each block. The quilt will be whimsical, and will lend itself to bright colors, stripes, stars, and dots. To start you off we will give you a fat quarter that you must use in your blocks use (at least in some of them). But...if you don't like the fat quarter or dots, you can choose any color scheme you like.

Hand Embroidery Club 2nd Sat. of the month, 10-noon FREE Kathy Sconce

If you want to learn to hand embroider or just brush up your technique, join us on the second Saturday of the month from 10 to noon. You can work on your own projects or you can join the project we are doing. We are still doing the Gardner's Alphabet Quilt Block of the Month by Crabapple Hill. We will explore a variety of embroidery stitches for each block each block (2 letters per month), plus we will learn how to color with regular crayons to enhance the blocks. Each month Kathy Sconce shows us a new stitch to try, plus, she guides us through thread choices, how to knot, fabrics to use, and tracing techniques. We are also looking at new patterns, for those you do not want to do the Alphabet quilt or who have finished those blocks.

Knit Pickers' Club 2nd and 4th Wed of each month, 3-7 Carol Moler

We are changing up the Knit Pickers' Club. We're going to knit 2 days a month every second and fourth Wednesday, and we'll start earlier in the day at 3. For those of you who work, we'll still be knitting > till 7. The Club is open to all skill levels. We want to share what we've learned, find new patterns, and simply just sit and knit. We work on some felting projects, fingerless mittens, mittens, and socks. And we are working on a group project meaning everyone does the same pattern. Each month we will learn a different pattern, make it into a square and eventually put all the squares into one project Afghan, scarf, bag, etc.

Other Classes

TBA Our schedule is limited this fall because of the pandemic. Face masks will be required in class and space will be limited. Classes will not run through lunch, so no eating (snacking & water okay, but no lunching). Bathrooms may or may not be available, but there are facilities within walking distance.

Other classes that I hope to schedule include Hand Quilting, Hand Applique, teaching long arm quilting, pillow case class, a quilt using our new ombres, machine quilting, machine applique, and machine applied binding. So stay tuned as we continue to tweak the schedule.

Christmas Club

Starting in September and running through November, from 1-4 on the second Saturday of the month, we will have a Christmas Club class. In each class we will have a different project, designed to teach you new skills (I hope). The projects will range from small to large: Credit Card holders, embroidered towels, wall hanging, laser cut stained glass, wool ornaments, table runner, and one quilt. We are still working on what projects and in what order. The fee for the class (all 3 sessions) will be \$50. Kit fees will be extra, but several of the projects will have free patterns and you will be able to use scraps, as well. Stay tuned for more details.

September classes

Beginning Quilting 8 weeks \$65 Barb Boyer Starting Sun Jan 19 or Thur Jan 16.

This comprehensive 8-week course will introduce to you almost everything you need to know about piecing a quilt top. Along the way you will learn about color, batting, thread, machines and various techniques to give you the skills to make almost any quilt.

Elizabeth Hartman Quilts \$30 Sept 26 noon-5 Sue Frerich

You can do any of the designs from Elizabeth Hartman. Sue will show you the 45 degree flip technique, and give you lots of ways and hints for keeping organized. The Beehive Quilt was made with a precut stack of 10" squares, plus backgrounds. Floyd and Lola, or Frank and Emma or Fred & Ethyl, (the llamas) were made with scraps, llama colored fabric (both right and wrong sides) and a background. We have many patterns, so just choose your favorite.

Funky Hearts Sat Set. 19 Noon - 5 Barb Boyer \$25 (Another of our precut quilt series)

This quilt uses 2 ½" strips plus yardage to make the oversized hearts. Our choice for fabrics is the new line from Alexander Henry: Ghastlies Fall In Love-as only the Ghastly characters can. This is a quick quilt to sew and if you still need a graduation present, you should be able to get the top done in no time.



October Classes

Paper Piece Christmas Tree Sat Sept 17 noon-5 Sue Frerich \$30

Sue taught this quilt last season and it was a hit! You can choose to make your tree using traditional green colors, black and white, or mix it up with a Northern Lights look. The pieces are big so the quilt is finished quickly. It's a perfect accessory for a door or wall hanging for Christmas.



Steampunk Halloween Sat Oct. 3, noon-5 \$25 Barb Boyer

This is a panel quilt, made with additional blocks. We will use the Flying Goose No Math ruler to make the geese (or you can do it the way the pattern does, with traditional squares & rectangles). Once you get the geese done, it's a snap and you'll have it ready for Halloween!



String Quilt, Oct 12, noon-5 Sue Frerich \$30

This is a no pattern quilt (meaning, you will get pattern instructions in class). String quilts are made from strips of fabric, various sizes, widths, colors. You "string" the fabrics together to make a piece of fabric, and then cut your piece from your "string." This is a wonderful way to use up your scraps and is a technique used by our grandmothers long ago to make quilts from whatever they had on hand.

November Classes

Beginning Machine Applique TBA \$30 Barb Boyer

So many quilts use applique these days. Learn the ins and outs of machine applique, from points to curves. We will practice the button hole/blanket stitch, satin stitch, and you can also play around with your decorative stitches. Threads, fusibles and stabilizers will be discussed.

Beginning Machine Quilting TBA 1-4 \$30 Sue Frerich

Be prepared to quilt! You will practice your quilting skills on various samples, using both your walking foot and darning foot. Batting, threads, needles and patterns will be discussed. Who knows? By the time you leave you may even be able to write/quilt your name!

Binding Sun Nov 22, 1-4 Barb Boyer \$25

You'll learn how to accurately cut your bindings, whether bias, cross or

straightBand when to use which one. You'll learn how to cut, then sew, join (so easy) and hand stitch part. Bindings so easy peasy you'll wonder why you were ever nervous about putting on the binding.

Christmas Tree Wall Hanging Nov. 21, noon-5 \$30 Sue Frerich or Barb Boyer

This cute quilt uses a fun batik collection that includes plaids, stripes and sheep! The pattern comes with its own ruler and the hardest part is deciding what fabric to go where.



PreCut for Christmas Sat Nov. 7, Noon-5 \$30 Sue Frerich

Using 10" squares, you can make this happy Bow Tie quilt. If you don't want to use Christmas fabrics, you can use any 10" square package (usually 40 squares) plus a background. Easy to make, and whether it's for Christmas or a Christmas present, it will be finished in time for the holidays.

December Classes

Let's Do Christmas! Sat Dec. 5, 1-5 \$25 Barb Boyer
TBA

Other Classes

TBA Our schedule is limited this fall because of the pandemic. Face masks will be required in class and space will be limited. Classes will not run through lunch, so no eating (snacking & water okay, but no lunching). Bathrooms may or may not be available, but there are facilities within walking distance.

Other classes that I hope to schedule include Hand Quilting, Hand Applique, teaching long arm quilting, pillow case class, machine quilting, machine applique, and machine applied binding. So stay tuned as we continue to tweak the schedule.

CLUBS

HAND EMBROIDERY CLUBBFREE!

If you want to learn to hand embroider or just brush up your technique, join us on the second Saturday of the month from 10 to noon. You can work on your own projects or you can join the project we are doing.

Hand Work Club FREE!

Every Tuesday afternoon from 2-4, join us to just sit & hand stitch, crochet, bind, or knit group. Bring what you're working on, sit up at the table in front by the window and work on your projects for a while. You can get advice & suggestions from your fellow quilters and share your experiences about your projects.

Knit Pickers' Club FREE!

This is another get-together class to sit & knit, work on our projects, share information and get some help. We will share techniques, suggest patterns, but mainly we'll sit & knit (or pick). We are discussing trying to do a group project meaning everyone does the same pattern. Each month we will learn a different pattern, make it into a square and eventually put all the squares into one project Afghan, scarf, bag, etc.

Block of the Month Club FREE!

First Saturday of the Month, 10:30-11:15. Join at any time. You get a free fat quarter if you come to class with the previous month's completed block.

Toad Toters Club

On full moon days (as noted in the calendar) you will get 20% off all purchases (not otherwise discounted) that you can fit in your bag. You must bring your bag to participate.

Full Moon Days: September 1, October 2 & 31 (we'll do something special for this Blue Moon), November 30, December 30

Discount Policy

We will honor only one discount -- whichever is largest. You can't combine a 10% with a 25% discount to get a 35% discount. On this we can't be bribed.

Color of the Month

September orange; October green, November flannels, December red.

Nolting Longarm Machines

Nolting has 5 main machines, each with different reaches: from 17" to 30" depending on the machine. They are sold with or without a frame, but after I saw & helped set up one of the steel frames this week, I recommend buying the frame. All machines, except for the Standard--

the most economical machine-- have a stitch regulator. I recommend a stitch regulator. All machines can be equipped with a computer and there are a couple of different ones to choose from. In addition, you can get an extended table base so that you can use rulers, you can get larger bobbins on some of the models and on the frames you can get hydraulic lifts to raise and lower the tables. In the coming weeks, I will print out more information on each model.

The best entry level machine is the Fun Quilter. It comes in 17", 20" & 23" reach. It comes with the Intellistitch Equalizer stitch regulator, standard speed control, needle up/down, and fixed handles in the front & rear. This machine can also be equipped with a computer.



The Pro Machine has the Intellistitch Turbo stitch regulator, single stitch option, standard speed control, needle up/down and customizable handles in the front & rear. The Pro Machine comes in 20", 24" and 30" reach with 10-12" of inside height. There are easy dials on the front to set stitch length and other options. This machine can also be equipped with a computer.



The NV Machine is the newest in the fleet of Nolting machines. This machine has a touch screen with programmable stitch regulation. You can stitch in 4 different stitch modes plus single stitch and needle up/down. It also has an adjustable brightness LED work light. This machine can also be equipped with a computer.



Nolting also has a commercial machine with the Intellistitch Equalizer stitch regulator, standard speed control, needle up/down, and fixed handles in the front & rear. This machine can also be equipped with a computer.

Normal Shop Hours:
Monday-Saturday 10-6
Sunday 1-5
Closed first Sunday of month (and some holidays)

Covid-19 Hours
M-S 10-5. Closed Sundays

Color of the Month and Full Moon Schedule

Since I don't have classes posted, I forgot that I also didn't post the full moon and color of the month schedule.

Full Moon: June 5 (today, but we will observe it tomorrow as well); July 6, August 3 and September 1.

Colors: June blue; July Christmas; August black; September orange.

Join the fun and come feel the difference of quality fabrics.

Happy quilting!

Sincerely, Barbara Boyer
Around the Block
307-433-9555
www.aroundtheblockquilts.com