



Around the Block

QUILT SHOP

April 1, 2019

I don't normally pay much attention to the local newspaper, but this headline caught my eye: Great Lakes Planes Sold to New Airline

The gist of the story is that an entrepreneur, from the northwest end of the state who is politically connected and has money to burn, has bought up the fleet of Great Lakes planes that have been sitting idle out at the airport. He was inspired by the move by American Airlines that offers a daily flight for 50 lucky fliers to Dallas/Ft. Worth.

So he's planning to offer daily flights from Cheyenne to 9-10 other "destination" spots around the country. Most of these were chosen because of his needs, he said. "I routinely have to fly to San Francisco, Portland, Seattle, Albuquerque, and Boise for business. There's got to be as much interest in flying to Dallas as there would be to these other destinations."

In addition to the cities listed above, in the next year, he plans to offer flights to Omaha, Phoenix, Las Vegas, and Salt Lake City. The planes are not as big as the American Airline planes, so seating capacity will be more limited. But he's hoping to put two planes on each route, one coming and one going every day. Look for the first flights early this summer.

In other news, have you seen the ad on television that proudly announces, "Let's face it, we can all use a little help getting older." Now I've seen this ad a number of times but I haven't really paid attention to it, until, finally, that line caught my attention. The ad is for one of those walk in tubs, which, I've got to admit are attractive. Stepping up & over a bath tub rim has sometimes been challenging for me and I haven't been able to get in & out or up & out of a tub for 15 years. But when Eric Roberts, famous tv actor or something like that, tells me that I need a little help getting older, I want to tell him to get a better writer for his product. I don't need any help getting older; I'm doing that fine all by myself.

And if you are tired of the snow, and who isn't, maybe it's time to book that sunny seaside vacation in the Caribbean, where you can go & swim with the pigs. That's right, on the island called Exuma in the Bahamas, you can swim with wild pigs. And if that's not exciting, you could fly to an island whose sand is made from parrot fish poop. In the Maldives (Indian Ocean) there are about 1,200 coral reefs with stunning white beaches, surrounded by emerald waters - just makes your mouth water, right - which owe their existence to parrot fish feeding on coral reefs and pooping out sand. You can just feel the sand squishing between your toes right about now. Now, let's go back to swimming with pigs. Can you imagine.....? Makes swimming in neighborhood pools with little kids almost okay.

In other poo related news, scientists in New Zealand found a USB memory stick containing holiday photos inside a frozen slab of seal poo. Now the scientists weren't looking for the memory stick. They were studying the health of leopard seals and they do that by scooping up scat, freezing it & storing it until they decide to run tests on it. This poo had been frozen for a year. A scientist said the stick was in good condition, "considering where it came from." They are trying to find the owner of the memory stick, but I'm betting that no one will claim it. Can't you hear the stories from grandma, showing the grandkids her scrap book: "Now here are photos that we printed from a memory stick we lost on vacation. Some nice scientists found the stick frozen in seal poop. We just popped it into the computer, and there were our lost vacation photos."

And then there is the news that playing hip hop music 24/7 to cheese may give it more flavor. Cheese makers have been experimenting with playing music to cheese while it is aging. They compared batches that listened to hip hop with batches that listened to Mozart.

"The most obvious differences were observed in strength of flavor, smell and taste," Bern University of Arts researchers said in reporting the findings of a culinary jury which did blind taste tasting. The hip hop cheeses were more fruity and stronger flavored.

And, finally, in Becca styled news, there is a Tinder-inspired app for cows. You know Tinder-the matching making site for adult humans. Well, someone tweaked the app for farmers to help them match up cows & bulls. Now, Becca thought that was hilarious. She watches the cattle herds on the pasture just west of the front yard.

"I don't think a bull needs an app to find a cow," she sniggered. "And you know what they're calling it? Tudder. Get it? And they launched it before

Valentines Day. Do you think the bulls bought chocolate for their mates?" Becca's also in heat, so she thinks she knows about stuff like this and her humor is a little randy.

"The app is for the farmer, not the bull," I told her.

"So the farmer is looking for a match with a bull? That's a little kooky, don't ya think?"

"No, no. The farmer is looking for bulls that have the right look, the right breeding, the right....well, stuff, so that the resulting calves will have the best possible breeding," I told her. "I looked at your parents' bloodlines before deciding to get you."

"Was there an app for that?" she asked.

"No, that was way before even Tinder existed for humans."

"Well, maybe we need an app for matching Aussies," she said. "We could call it "Dogs Down Under," "Cupid for Dogs," "Bite Me," or "Crotch Watch," or"

"Becca, time to go outside."

Happy April Fools Day! (early) One story is fake---Can you guess?

**Springtime in the Rockies Shop
Hop!
April 19-20
The Ranch, First National Bank
Building, Loveland, CO**

**Our theme for this year's quilt show is
Camping! Roasting marshmallows, boating on the lake, catching fish,**

pitching a tent, sleeping under the stars. Design your own project or use a commercial pattern. Wall hangings, totes or other interpretations of a camping theme no larger than 60" X 60" will be accepted and must be turned in by April 8. Projects will hang at the Springtime in the Rockies Shop Hop at the Ranch, April 19 & 20. Gift Basket Prizes awarded: \$75 1st; \$50 2nd; \$25 3rd.

A few rules: Projects must be made by entrant and made within the last 12 months.

2019 Shop Hop Demonstrations List

Friday - April 19

10:00 Lickety Stitch Our Top Ten Favorite Notions

11:00 Juke Box Quilting Mastering Accuracy

12:00 Fig Leaf Versatile Nine-Patch

1:00 Maggie's Sewing Color - Make It Work For You!

2:00 Quilter's Stash Teeny Tiny Collage

3:00 Quilter's Dream New Twister Ruler

4:00 Sewing Circle Quick & Easy Projects Using Quilting Techniques

Saturday - April 20

10:00 Around the Block Krista Moser Patterns Using Creative Grid 60 Degree Diamond Ruler

11:00 Quilter's Stash Teeny Tiny Collage

12:00 Fig Leaf Turn About Patchwork

1:00 Stitches Improv Piecing

2:00 Country Crafts It's the Berries! - Strawberry Wool Applique

Needlecase - A Make & Take

STONEHENGE CONTEST!

Northcott fabrics is holding a quilt challenge to celebrate 10 years of their fabric line, Stonehenge. This challenge runs from March 15-Sept 30.

Our block is done!



The block is 12" finished and the kit is \$5.


Participating stores will design and kit a block. Your challenge is to use at least 12 blocks & make a quilt, no size limit on the final quilt. The Grand Prize winner will get a 9-day trip for two to England to visit Stonehenge. Separately, there is a second contest involving the Stonehenge panel that is local to each participating store. Deadline for making a quilt with the panel is November 30. Each store will choose a winning quilt, and submit the winner to Northcott. Northcott will then choose 10 winners and will award each winner \$100. See me for more details.


WHAT'S NEW!!

From In the Beginning:

Diaphanous Fabric is cut for everyone in the FanFaire and Mystic Garden classes. I only cut fabric for the tops, not the backs. For those of you in FanFaire, you will need to find 4 1/2 yards of a background fabric (white or off white) to complete your fabric requirements for class. Anyone interested in using Diaphanous on the back of your quilts, there are only a few bolts left with 6 yards or more, so don't wait too long to decide. Please come & pick up your fabrics.

From Lecein:








From Windham:





Cork!








From AGF:





From P & B:



From P & B:







From Paintbrush:



On these fabrics, I only have the yellow on the bolt. The other 2 are examples of other fabrics that are in the 18 fat quarter bundle.


From Timeless Treasures:

From Northcott:



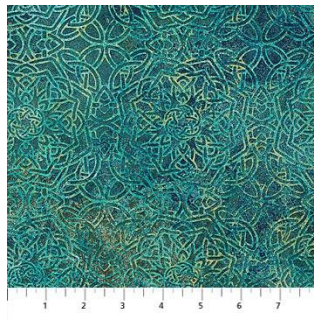


From Hoffman:






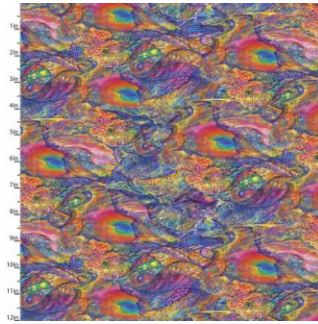


From Timeless:



From 3 Wishes:





SIGN UP FOR LONG ARM QUILTING CLASSES TODAY!

Classes are on Wednesdays and some Saturdays: 10:30-1:30; 2:30-5:30, or 6-8:30. Check the calendar for dates. Only 4 to a class.

Rentals have started for those who have taken the class. Tuesdays and Fridays, and a couple of Saturday and Sunday rentals. Check the calendar for rentals. Generally, there are 2 rentals times per day: 10:30-2 and 2:30-6. \$25/hr or \$85 for 3 1/2 hours. \$50 minimum. Plus \$5/bobbin for thread. Most quilts (double and smaller), even for beginners, will take about 2 1/2-3 hours. We will discuss what you plan to do on your quilt and will help you estimate how long it will take.

Class descriptions follow the calendar, so keep scrolling. Classes are listed alphabetically.

March 2019

Sunday	Monday	Tuesday	Wednesday	Thursday	Friday	Saturday
					1	2 BOM 10:30 Paper Pieced Tulip 12-4 Monthly Mini 4-6
3 Closed	4	5 Hand work Club 2-4 Long Arm Rental Day	6 Long Arm Quilt classes 10:30-1:30; 2:30-5:30; OR 6-9	7 Live Each Season Wool Applique Wall hanging Spring 1-4 Beginning Quilt 6-9	8 Open sew 3- 7 Long Arm Rental Day	9 Embroidery Club 10-noon Potluck II 1-5
10 Beginning Quilt 1-4	11	12 Hand work Club 2-4 Long Arm Rental Day	13 Spoon Quilting 10-noon Knit Pickers' Club 3-7	14 Beginning Quilt 6-9	15 Long Arm Rental Day	16 One Block Wonder Panel 10:30-5 National Quilt Day
17 Beginning Quilt 1-4	18	19 Hand work Club 2-4 Long Arm Rental Day	20 Attic Window Basics 10:30- 4	21 Project Day: Wool Needle Case #2 1-5 Beginning Quilt 6-9	22 Open sew 3-7 Long Arm Rental Day	23 Log Cabin Cabins 10:30-5
24 Beginning Quilt 1-4	25 Grandmother's Flower Garden English Paper Piecing & Hand Piecing 2-4	26 Hand work Club 2-4 Long Arm Rental Day	27 Knit Pickers' Club 3-7	28	29 Long Arm Rental Day	30 One Block Wonder Panel 10:30-5
31	Color of the month: green					

April 2019

Sun	Mon	Tues	Wed	Thurs	Friday	Sat
	1 -	2 Hand work Club 2-4 Long Arm Rental Day	3 Long Arm Quilt classes 10:30-1:30; 2:30-5:30; OR 6-9	4 Beginning Machine Quilting 1-4 OR 6-9	5 Long Arm Rental Day	6 BOM 10:30 Cat's Play 12-4 Monthly Mini 4-6
7 Closed	8	9 Hand work Club 2-4 Long Arm Rental Day	10 Knit Pickers' Club 3-7	11 Live Each Season Wool Applique Wall hanging Spring 1-4	12 Open sew 3-7 Long Arm Rental Day	13 Embroidery Club 10-noon Potluck II 1-5
14 Fantasy Forest 1-4	15	16 Hand work Club 2-4 Long Arm Rental Day	17	18	19 SHOP HOP Good Friday	20 SHOP HOP
21 Closed Easter	22	23 Hand work Club 2-4 Long Arm Rental Day	24 Knit Pickers' Club 3-7	25 Beginning Paper Piecing 1-4 OR 6-9	26 Open sew 3-7 Long Arm Rental Day	27 Cat's Play 10:30-1:30 Mystic Garden 2-6
28 Fantasy Forest 1-4	29 Grandma's Flower Garden English Paper Piecing & Hand Piecing 1-4	30 Hand work Club 2-4 Long Arm Rental Day				Color of the month: yellow

May 2019

Sunday	Mon	Tues	Wed	Thurs	Fri	Sat
			1 Long Arm Quilt classes 10:30-1:30; 2:30-5:30; OR 6-9	2 Beginning Machine Applique 1-4 OR 6-9	3 Binding 1-4 Long Arm Rental Day	4 BOM 10:30 Long Arm Rental 12-4 Monthly Mini 4-6
5 Closed	6	7 Hand work Club 2-4 Long Arm Rental Day	8 Knit Pickers' Club 3-7	9 Live Each Season Wool Applique Wall hanging Summer 1-4	10 Open sew 3-7 Long Arm Rental Day	11 Embroidery Club 10-noon Potluck II 1-5
12 Mother's Day	13	14 Hand work Club 2-4 Long Arm Rental Day	15	16 Project Day: Needle Case #3 1-5	17 Long Arm Rental Day	18 Fan Faire 10:30-5
19	20	21 Hand work Club 2-4 Long Arm Rental Day	22 Knit Pickers' Club 3-7	23 Project Day: Needle Case #3 1-5	24 Open sew 3-7 Long Arm Rental Day	25 Mystic Garden Retreat 10:30-6
26 Mystic Garden Retreat 1-5	27 Mystic Garden Retreat 10:30-6 Memorial Day	28 Hand work Club 2-4 Long Arm Rental Day	29	30 Project Day: Needle Case #3 1-5	31 Long Arm Rental Day	Color of the month: whites



Spring Classes

Beginning Machine Applique Thurs May 2, 1-4 OR 6-9 \$25 Barb Boyer

So many quilts use applique these days. Learn the ins and outs of machine applique, from points to curves. We will practice the button hole/blanket stitch, satin stitch, and you can also play around with your decorative stitches. Threads, fusibles and stabilizers will be discussed.

Beginning Machine Quilting Thurs April 4, 1-4 OR 6-9 \$25 Sue Frerich

Be prepared to quilt! You will practice your quilting skills on various samples, using both your walking foot and darning foot. Batting, threads, needles and patterns will be discussed. Who knows? By the time you leave you may even be able to write/quilt your name!

Beginning Paper Piecing, Thur April 25, 1-4 or 6-9 Sue Frerich \$20

Learn the basic of paper/foundation piecing. This is a technique class where you will learn how to cut, sew & trim - all the essential steps for successful paper piecing. If you are not sure about stepping into a big paper piecing project and just want to learn the basics, this is the class for you.


Binding May 3, 1-4 Barb Boyer \$20

This is an extended binding class. You will learn how to cut bias & cross grain bindings, how to sew it on including mitering the corners and joining the ends, & how to hand stitch the final side. Then in class, you will attach a binding to your own quilt. You will need to have a small project quilted & ready for binding.

Block of the Month First Sat of month 10:30-11:15 FREE Barb Boyer
Join at any time. You get a free fat quarter if you come to class with the previous month's completed block. This year we're making a black & white + one color quilt. The challenge, if you choose to accept it, is work within the black & white palette (plus one color placed where ever you like). For the color choice, we are drawing paint chip cards, covered in newspaper so you can't see what color you're getting. But...if you don't like the color you've drawn you can 1) swap with a neighbor, or 2) draw a new color. And if you just can't bring yourself to work in neon green and no one will swap with you, you can just choose your own color.

Cat's Play Sat April 6 & 27, 10:30-1:30 Sue Frerich \$20

This is a small wall hanging, designed to teach a particular machine applique technique. In the first class you will learn how to make the block. It's easy and you will get a lot done in class. By the second class, you should have your quilt finished and the



class will concentrate on the applique technique. This is a turned edge method for machine applique, which results in a finished, not a raw edge, applique.


Fancy Forest, an Elizabeth Hartman quilt Sun April 14 & 28, 1-4 Sue Frerich \$25

This is a delightful sampler quilt featuring animal blocks: Fancy Fox, Hazel Hedgehog, Bunny, Thistle, Francis Firefly and Allie Owl. This fat quarter friendly project is sewn with simple straight and diagonal seams with no templates or paper piecing. Just so you know, the Diaphanous fabrics line from In the Beginning would be a great choice for some of the animals. You can make the quilt in

baby, wall hanging or bed size.


FanFaire Sat May 18, June 15, July Korber \$25

Krista Moser quilt, no template FanFaire, is a 4-month block of the block is made twice totaling twelve block teaches you a new way to use Grids 60 Degree Diamond Ruler, Krista Moser. Cut a combination of triangles, hexagons, parallelograms and trapezoids to create this fun quilt, and all with one ruler! This quilt goes together fast and is oh so striking!



20 10:30-5 Jean


This quilt is a piecing. month. Each blocks. Every the Creative designed by



Grandmother's Flower Garden, English

Paper Piecing last Monday of each month, 2-4 Barb Boyer \$20 (one time fee)

We will teach the basics of English Paper Piecing, the simple & easy way to hand piece. English paper piecing dates back to the early 1800s. It is a hand sewing method that uses paper templates to help sew complex angles together, like hexagons. Any number of different designs can be made, including Grandmother's Flower Garden-this is the pattern we're doing this year. We will also show how to hand piece the traditional way, also, if you are interested.



Hand Applique/Back Basting TBA Sandra Freeburg Feb 13, 10-noon \$25 or call for other dates

Back basting is a template free method of needle turn applique. No slippery freezer paper or chalked lines on top that never seem to get

turned under quite right. This method is especially great for traveling, because your pieces will be basted onto your background -- no need for pins to get in the way. This class is great for beginners and all levels of appliquers. Don't let hand applique frustrate you. It's really easy and relaxing!

Hand Embroidery Club 2nd Sat. of the month, 10-noon FREE Kathy Sconce

If you want to learn to hand embroider or just brush up your technique, join us on the second Saturday of the month from 10 to noon. You can work on your own projects or you can join the project we are doing. This year we are following a purchased pattern called Gardner's Alphabet Quilt Block of the Month by Crabapple Hill. We will explore a variety of embroidery stitches for each block each block (2 letters per month), plus we will learn how to color with regular crayons to enhance the blocks. Each month Kathy Sconce shows us a new stitch to try, plus, she guides us through thread choices, how to knot, fabrics to use, and tracing techniques.



Hand Quilting Jan. 16, 10-noon Sandra Freeburg \$25 Watch the calendar or call for other dates

Hand quilting is an art that should not be lost. By the end of Sandra's class you will be hand quilting with confidence. Everyone has at least one special quilt that calls out for hand quilting. And there is nothing better than the feel of a hand quilted quilt. Do yourself a favor and learn this art that connects us to our past -- our mothers, grandmothers and great grandmothers.

Knit Pickers' Club 2nd and 4th Wed of each month, 3-7 Carol Moler
We are changing up the Knit Pickers' Club. We're going to knit 2 days a month every second and fourth Wednesday, and we'll start earlier in the day at 3. For those you who work, we'll still be knitting 'till 7. The Club is open to all skill levels. We want to share what we've learned, find new patterns, and simply just sit and knit. We work on some felting projects, fingerless mittens, mittens, and socks. And we are working on a group project-meaning everyone does the same pattern. Each month we will learn a different pattern, make it into a square and eventually put all the squares into one project-afghan, scarf, bag, etc.

Live Each Season Wool Applique Thurs: Jan 10, Feb 7, Mar 7, April 11, May 9 (& rest of year) 1-4 Barb Boyer \$20

This wool wall hanging has 4 rows: Spring, Summer, Fall & Winter. We will start with the Winter Row in January. We will take 2 months per row, and we'll



take July & August off. You will learn wool applique, various embroider stitches, and how to add fun embellishments to your wall hanging.

Long Arm Quilting Classes Wednesdays from 10:30-1:30, 2:30-5:30 or 6-8:30 Barb Boyer \$30 (check calendar for specific times & dates)
In this class you will learn all about the Nolting long arm quilting machines: loading, threading, quilting. I'll demonstrate how to load and thread, set stitch length, change tension, wind and load bobbins. Then I will load a practice quilt onto the machine and show how to do hand guided quilting. Each student will be given at least 15-20 minutes of practice time. (Each class is limited to 4 students). You will be able to do free hand quilting plus you can practice following a pantograph. Any quilter who wants to rent to machines must take this class first, regardless of whether you have experience on a long arm machine. This class is not designed to teach you everything there is to know about long arm quilting-it's just a start.


Machine Applied Binding Mon April 8, 1-4 \$20 Jean Korber
Jean will teach 2 different machine applied bindings. One style uses cording to help keep the binding straight & true. The other uses a flange, for a two-toned binding. Putting binding on by machine cuts your time more than in half-and by using cording, you can have a perfectly applied binding with no messy "oops" where your stitching just didn't quite catch the binding on the back side. And, you will have time to cut and attach one of these bindings on your own quilt, so bring a small quilt that is ready for binding to class, so you will get some hands on practice.

Monthly Minis First Saturday of the Month, 4-6
This year we are going to do several different wall hangings. These will be kitted with all of the necessary fabrics and patterns. We will work on the same wall hanging for 2-3 months. You can choose to do one or all of them (I think I have 4 scheduled). In class we will learn various machine applique techniques to use on the blocks and some of the kits come with embellishments, so we will discuss how to add the embellishments to the quilts. First quilt: Change of plans: first quilt are hummingbirds. Second quilt will be Snowmen! (we will do the snowmen in **April**)



Mystic Garden Sat. April 27, 2-6, then a quilt retreat weekend at the shop, May 25-26, 10:30-6. Barb Boyer \$30.

This quilt uses the In the Beginning Diaphanous fabrics (most of them). This is a color wash styled quilt, with appliqued circles. I will teach a different turned edge applique method, suitable for blind hem stitch. The tough part of the class is not the piecing or the applique: it's keeping the fabrics in the right order. Thus, the retreat, so you don't have to take down your fabrics in between classes.



One Block Wonder Panel Quilt

Class Reunion Jan 26, 4-6 Then class is Feb. 16, Mar 16, and Mar. 30, 10:30-5 Sue Frerich \$25

For all of you who missed the class before, you don't want to miss this class. First we'll have a trunk show to showcase all of the One Block Wonder Panel quilts you've done




over the last couple of years. Everyone is invited to come see all the wonderful quilts--which means, everyone who has taken the class, get your quilt tops done! You have a month to go before the reunion! The next class starts in February, so sign up early to make sure you get a space--which is limited for this class. And start choosing your panels for your own One Block Wonder Panel Quilt.



NEW

TIME!!!!!!!!!!!!!!!!!!!!!!!!!!!!!!

Tulip Sun Mar 2, 12-4 Sue Frerich
You will learn to make this beautiful you can turn it into a wall hanging for a bed sized quilt. This class is beginning paper piecers (see also Beginning Paper Piecing). The required book also has more paper pieced flowers, so once you learn how to paper piece, you can make any of the other flowers in the book.




Paper Pieced

\$25
tulip block and
or make more
suitable for

Potluck II Second Saturday of the


Month, 1-5 Ginger Newman \$20

This is a free form, with some structure, class. It involves scraps, color, free form techniques, make it work anyway you want, and liberated thinking. I've never had so much fun and we want everyone to try this style and join the fun. This spring we are adding a twist: We are going to "collaborate" on a different block each month, selection chosen at random out of a hat. The challenge is make at least one block that you can 1) use into your quilt, 2) trade with a class member or 3) save it in your parts department for later. We will teach the blocks from Gwen Marston Collaborative Quilting book.



Project Day: Jan 24, Feb. 21, Mar 21, May 23 & 30, 1-5 Barb Boyer \$20/per class

On Project Day for Spring, we are doing needle cases. The first project is a little needle case in wool, with a cat (or other applique of your choice) (no picture of this case) appliqued on top. This project will be kitted with the wool and embroidery everything you need to make the



second needle case is from a pattern by Sue Spargo. This needle case will not be kitted, but we have plenty of wools for you to choose. This needle case is very colorful and we want you to choose your favorite colors for making the case. We will teach the stitches and we'll have in stock Sue Spargo's Creative Stitchery book. The last needlecase project is out of the Stitches from the Yuletide by Kathy Schmitz. This is a two session class: one session for the needlework and one to make the bag. We will add a session if needed. This needlecase will not be kitted either.

threads -
needle case. The

Spoon Quilting Wed. Mar 13, 10-noon. \$25 Sandra Freeburg

No more sore fingers! Learn to Spoon Quilt, with a special spoon quilting tool. This tool helps you keep your stitches tiny and even without pricking your finger. Need to have basic quilting skills (rocking motion quilting).

Nolting Longarm Machines

Nolting has 5 main machines, each with different reaches: from 17" to 30" depending on the machine. They are sold with or without a frame,

but after I saw & helped set up one of the steel frames this week, I recommend buying the frame. All machines, except for the Standard-- the most economical machine-- have a stitch regulator. I recommend a stitch regulator. All machines can be equipped with a computer and there are a couple of different ones to choose from. In addition, you can get an extended table base so that you can use rulers, you can get larger bobbins on some of the models and on the frames you can get hydraulic lifts to raise and lower the tables. In the coming weeks, I will print out more information on each model.

The best entry level machine is the Fun Quilter. It comes in 17", 20" & 23" reach. It comes with the Intellistitch Equalizer stitch regulator, standard speed control, needle up/down, and fixed handles in the front & rear. This machine can also be equipped with a computer.



The Pro Machine has the Intellistitch Turbo stitch regulator, single stitch option, standard speed control, needle up/down and customizable handles in the front & rear. The Pro Machine comes in 20", 24" and 30" reach with 10-12" of inside height. There are easy dials on the front to set stitch length and other options. This machine can also be equipped with a computer.



The NV Machine is the newest in the fleet of Nolting machines. This machine has a touch screen with programmable stitch regulation. You can stitch in 4 different stitch modes plus single stitch and needle up/down. It also has an adjustable brightness LED work light. This machine can also be equipped with a computer.



Nolting also has a commercial machine with the Intellistitch Equalizer stitch regulator, standard speed control, needle up/down, and fixed handles in the front & rear. This machine can also be equipped with a computer.

CLUBS

HAND EMBROIDERY CLUB-FREE!

If you want to learn to hand embroider or just brush up your technique, join us on the second Saturday of the month from 10 to noon. You can work on your own projects or you can join the project we are doing.

Hand Work Club-FREE!

Every Tuesday afternoon from 2-4, join us to just sit & hand stitch, crochet, bind, or knit group. Bring what you're working on, sit up at the table in front by the window and work on your projects for awhile. You can get advice & suggestions from your fellow quilters and share your experiences about your projects.

Knit Pickers' Club FREE!

This is another get-together class to sit & knit, work on our projects, share information and get some help. We will share techniques, suggest patterns, but mainly we'll sit & knit (or pick). We are discussing trying to do a group project-meaning everyone does the same pattern. Each month we will learn a different pattern, make it into a square and eventually put all the squares into one project-afghan, scarf, bag, etc. 2nd & 4th Wednesdays, 3-7.

Block of the Month Club FREE!

First Saturday of the Month, 10:30-11:15. Join at any time. You get a free fat quarter if you come to class with the previous month's completed block.

Monthly Mini Club FREE!

First Saturday of the Month from 4-6.

This year we are going to do several different wall hangings. These will be kitted with all of the necessary fabrics and patterns. We will work on the same wall hanging for 2-3 months. You can choose to do one or all of them (I think I have 4 scheduled). In class we will learn various machine applique techniques to use on the blocks and some of the kits come with embellishments, so we will discuss how to add the embellishments to the quilts.

Toad Toters Club

On full moon days (as noted in the calendar) you will get 20% off all purchases (not otherwise discounted) that you can fit in your bag. You must bring your bag to participate.

Full Moon Days: January 20 , February 19 , March 20, April 19, May 18.

Discount Policy

We will honor only one discount -- whichever is largest. You can't combine a 10% with a 25% discount to get a 35% discount. On this we can't be bribed.

Color of the Month

January red; February purple; March green; April yellow; May white.

Join the fun and come feel the difference of quality fabrics.

Happy quilting!

Sincerely, Barbara Boyer

Around the Block

307-433-9555

www.aroundtheblockquilts.com