

Spooky Eerie Superstitions

I miss typed when the Full Moon is. I mean, I really missed it. The shop calendar (the one I make) put the Toad Toter Sale (full moon sale) on the 11th. Nope.



Friday the 13th is the Full Harvest Moon!

And we will celebrate with a store wide sale, not just for Toad Toters. Here's the deal:

If you are a Toad Toter and you bring your bag, you can get 25% off anything in the store. Sale for Toad Toters runs from 10-6.

If you are not a Toad Toter (or you don't have your bag with you) you can get 20% off anything in the store. **SALE FOR YOU, NON TOAD TOTERS, RUNS FROM 1-6.**

Normally purchases are limited to what you can stuff into a bag. We'll ignore that rule for Friday.

So don't be afraid of black cats, walking under ladders, cracks in sidewalks and shouting "Macbeth" in a theater. Celebrate the weird coincidence that we haven't had a Friday the 13th Harvest Moon for 13 years.



September 13, 2019

Remember the Swifer guy I wanted to marry? He got even better. Now he uses Mr. Clean wipes to clean the microwave and the stove and other things in the kitchen. That means he cooks. It can't get any better than that.

But I am torn between him and John Wayne. Richard brought me a postcard of a young John Wayne, wearing a big black hat, bow tie and double breasted overcoat with broad padded out shoulders. He's smiling slightly, looking slightly off camera. Gorgeous. I'd marry him in a heartbeat but okay, I know he's dead and he was a smoker. So that's a deal breaker for me.

"Who is John Wayne," Becca interrupted.

"You're joking, right?" I asked her. She grinned. She's watched The Quiet Man with me. She knows who he is.

"You're living in the wrong generation," she said. "No one knows who this guy is. Besides, why would you marry him? He's too tall. He wouldn't fit on your bed and if you put a larger bed in your room, there wouldn't be enough room for me. I refuse to give up my bed for John Wayne."

"Becca, we're not talking about this."

"Okay." Hmm. That was too easy. Becca never gives up this easily.

"Becca.....!?"

"Rabbit Rabbit," she said. "?"

"You're supposed to say Rabbit Rabbit on the first day of every month because it brings luck," she said.

"But it's not the first of the month," I pointed out.

"But it is Friday the 13th. And it is a full moon, so we should be talking about silly superstitions."

Once again, Becca is right about that. So here are some of Becca's things to avoid because if you don't, you'll bring on the bad luck - and especially on a day that we honor as the bad luck day: Friday the 13th.

1. Don't leave your chopsticks straight up & down in your bowl.
Reason: In Japan, they look like the number 4, which is unlucky.
2. Don't whistle indoors. Reason: In Lithuania it's believed to summon demons.
3. Avoid sleeping with your head facing north: Reason: In Japan it's bad luck because that's the direction the dead are laid to rest. (I'm not making this up, but I'm also not into verifying all of this, so take it with a grain of salt, which you're supposed to throw over your shoulder if you spill it.)
4. Don't sleep with your head facing west. Reason: Same thing as in Japan, but this one comes from Africa. North must be safe in Africa. In Wyoming, you never put your bedroom in the northwest corner of your house. But that has nothing to do with superstition. It's because the wind

relentlessly pounds the northwest corner of houses here.

5. Don't get your hair cut on Tuesdays. Reason: In India it causes bad luck. Remember, though, aliens only come on Tuesday nights. So if you want to meet one, you don't want to be getting your haircut at that time.

6. Knitting outside can prolong winter. Reason: In Iceland, knitting or doing any needlework outside keeps the temps down. Makes sense, in a way. Well, no it doesn't. No one in their right mind would knit outside in cold weather. Unless you live in Iceland, I guess.

7. Only go to the hospital on Wednesdays. Okay, before I give you the reason, I can just see the tv ads for health care plans-Mondays are dentist days, Tuesday you go to the doctor, Wednesday is for hospitals, Thursday you get your hair cut because you can't do that on Tuesday (see superstition # 5), and Friday is reserved for the eye doctor. So on Friday, the woman in labor who has to get to the hospital but is determined to wait hollers at her husband: "Don't mess with my discount! I can hold it 'till next Wednesday." Anyway, reason: It's an old wives tale, which by definition means a superstition or traditional belief that is regarded as unscientific or incorrect.

8. Don't wear red during a storm: Reason: In the Philippines it is believed red attracts lighting.

9. Don't trim your nails or chew gum at night. Reason: In Japan, trimming nails at night causes premature death and in Turkey chewing gum at night is the equivalent of chewing on the flesh of the dead. Repeat after me: I will not be a Zombie. I will not be a Zombie.

10. Don't jump over a child. Seriously. This is a superstition. Why anyone would want to do that is beyond me, but the reason is: In Turkey, if you do this, it curses the child....forever.

"Wait a minute," Becca interrupted. "I can think of some children, or adults that act like children, that maybe you should jump over. That's a useful superstition."

"Becca, that's not nice."

"But it's true. But you forget to put into your list to be wary of full moons. Full moons and chaos go hand in hand, or paw in paw." She grinned. "And it's the full moon today. On Friday the 13th. Are you going out to watch the moon rise tonight?"

"Yup. The moon rises around 7:30. If it's clear, I'll be sitting at the end of a road out by my house, listening to a book tape and watching the moon come up. It should be beautiful. And non chaotic. And no aliens, because it's Friday, not Tuesday."


"You're weird," Becca said.

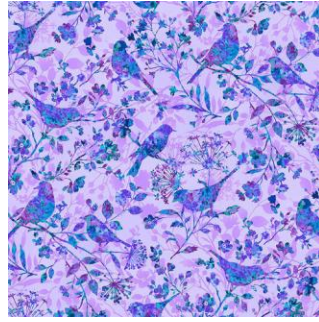
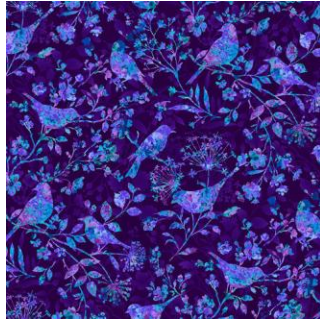
Odd things around town-actually Ft. Collins

I've been to Ft. Collins a lot these past couple of months. I've had to make multiple trips to solve what should be simple problems. I needed new contacts and I couldn't get in with my regular eye doc in Cheyenne until late September. So I chose a place in Ft. Collins that got me in within a week. Great, I thought. Four trips later, I'm not sure it was worth it: initial appointment, then back to pick up contacts, then back for another appointment because the first contacts didn't work, then back to back up new contacts, which didn't work either. Sigh. Fortunately, I was able to time these trips to visits with the Subaru dealership. I'll be on my fifth trip next week to fix a recurring problem. Although the solution may be to buy a new car. Again. Sigh. And I've learned a few things on these multiple trips. First, don't take Prospect Ave right now because school is starting, construction blockades are everywhere, and no one in Ft. Collins knows any other east/west street than Prospect. I swear the whole town was parked on that street yesterday. It was a good reminder as to why I don't want to live in Ft. Collins. On the other hand, there are strange things that you might not see anywhere else: I was leaving the dealership, headed south to Harmony to avoid the pile up on Prospect, and saw a store on the east side of college called Christy's Sports. Which wasn't too unusual until you looked at the bottom part of the sign: Ski & Patio. That was not a pairing that I expected. And then across the street was a guy with a sign in his hands hawking REPTILES. So within a block of each other, you could buy skis for winter, patio furniture for summer and a lizard to hangout in your tree.

WHAT'S NEW!!

From Studio E:






From Moda:



From Benartex:



PANEL MEASURES APPROX. 24" X 44"



PANEL MEASURES APPROX. 24" X 44"

Metallic+



SECTION SHOWN MEASURES APPROX. 24" X 44"

Metallic+















SECTION SHOWN MEASURES APPROX. 24" X 44"

Metallic+


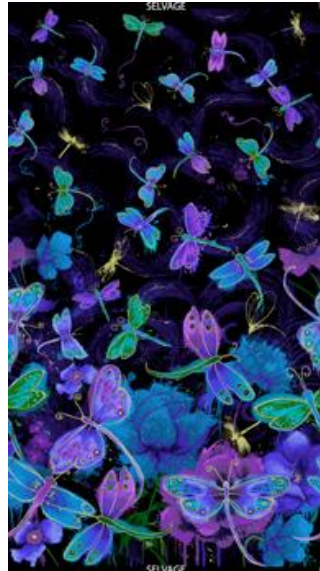


SECTION SHOWN MEASURES APPROX. 24" X 44"







From Timeless Treasures:



From Art Gallery:




From Hoffman:




From Michael Miller: Minky




From Henry Glass:



From Studio E:



From Northcott:



flannel



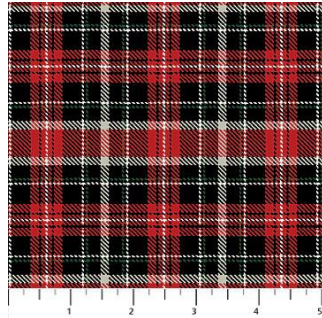
flannel & flat



flannel



flannel & flat



flannel




flannel


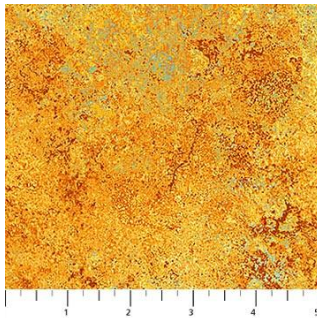



flannel



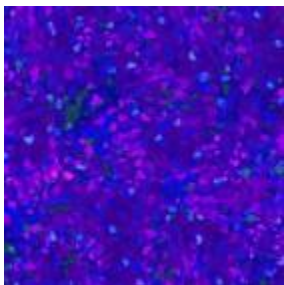
flannel








From Clothworks:





From Wilmington:



From Alexander Henry:








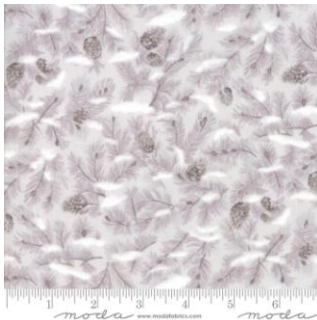

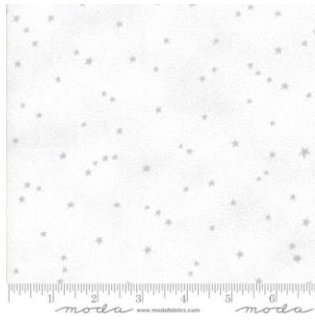

From AGF:



From Wilmington:



From Moda:



SIGN UP FOR LONG ARM QUILTING CLASSES TODAY!

Classes are on Wednesdays and some Saturdays: 10:30-1:30; 2:30-5:30, or 6-8:30. Check the calendar for dates. Only 4 to a class.

Rentals have started for those who have taken the class. Tuesdays and Fridays, and a couple of Saturday and Sunday rentals. Check the calendar for rentals. Generally, there are 2 rentals times per day: 10:30-2 and 2:30-6. \$25/hr or \$85 for 3 1/2 hours. \$50 minimum. Plus \$5/bobbin for thread. Most quilts (double and smaller), even for beginners, will take about 2 1/2-3 hours. We will discuss what you plan to do on your quilt and will help you estimate how long it will take.

**Class descriptions follow the calendar, so keep scrolling.
Classes are listed alphabetically, by month.**

September 2019

Sun	Mon	Tues	Wed	Thurs	Fri	Sat
1 Closed	2 Labor Day	3 Hand work Club 2-4 Long Arm Rental Day	4 Long Arm Quilt classes 10:30-1:30; 2:30-5:30; OR 6-9	5 Live Each Season fall Applique Wall hanging Fall 1-4	6 Long Arm Rental Day	7 BOM 10:30 Gravity 1-4 Teapot Sampler 4-6
8 Beginning Quilt 1-4	9	10 Hand work Club 2-4 Long Arm Rental Day	11 Long Arm classes 10:30-1:30; Knit Pickers' Club 3-7	12 Beginning Quilt 6-9	13 Open sew 3-7 Long Arm Rental Day Full Moon	14 Embroidery Club 10-noon Christmas Fat Quarter Quilt 1-6
15 Beginning Quilt 1-4	16	17 Hand work Club 2-4 Long Arm Rental Day	18 Take 5 for the Holiday 10:30-4	19 Beginning Quilt 6-9	20 Long Arm Rental Day	21 Peeking Points, 10:30-4 AccuCut Rental 4-6
22 Beginning Quilt 1-4	23 English Paper Piecing 2-4	24 Hand work Club 2-4 Long Arm Rental Day	25 Back Basting 10-noon Knit Pickers' Club 3-7	26 Beginning Quilt 6-9	27 Open sew 3-7 Long Arm Rental Day	28 Fab 40s sampler 1-5
29 Beginning Quilt 1-4	30					Color of the month: orange

October 2019

Sun	Mon	Tues	Wed	Thurs	Fri	Sat
		1 Hand work Club 2-4 Long Arm Rental Day	2 Long Arm Quilt classes 10:30-1:30; 2:30-5:30; OR 6-9	3 Live Each Season fall Applique Wall hanging Fall 1-4 Beginning Quilt 6-9	4 Long Arm Rental Day	5 BOM 10:30 Gravity 1-4 Teapot Sampler 4-6
6 Closed	7 Holiday Lodge 10:30-2	8 Hand work Club 2-4 Long Arm Rental Day	9 Long Arm Quilt classes 10:30-1:30 Knit Pickers' Club 3-7	10 Beginning Quilt 6-9	11 Open sew 3-7 Long Arm Rental Day	12 Embroidery Club 10-noon Stack & Whack 1-6
13 Beginning Quilt 1-4 Full Moon	14 Light up Your Panel 10:30-4 Columbus Day	15 Hand work Club 2-4 Long Arm Rental Day	16 Hand Piecing, 10-noon	17 Sidelights Halloween 10:30-4 Beginning Quilt 6-9	18 Long Arm Rental Day	19 Stack & Whack 10:30-4 AccuCut 4-6
20 Beginning Quilt 1-4	21 Holiday Lodge 10:30-2	22 Hand work Club 2-4 Long Arm Rental Day	23 Intro to Wool: Needle Case 10:30-2 KnitPickersClub 3-7	24 Beginning Quilt 6-9	25 Open sew 3-7 Long Arm Rental Day	26 Fab 40s sampler 1-5
27 Beginning Quilt 1-4	28 English Paper Piecing 2-4	29 Hand work Club 2-4 Long Arm Rental Day	30 Hand Quilting 10-noon Holiday Tote Bags 2-5	31 Beginning Quilt 6-9 Halloween		Color of the month: green

November 2019

Sun	Mon	Tues	Wed	Thurs	Fri	Sat
Color of the month: flannels					1 Long Arm Rental Day	2 BOM 10:30 Gravity 1-4 Intro to Sashiko 4-6
3 Closed	4 Fall Mystery Part 1	5 Hand work Club 2-4 Long Arm Rental Day	6 Long Arm Quilt classes 10:30-1:30; 2:30-5:30; OR 6-9	7 Churn Dash Flannel 1-4 Beginning Machine Quilting 6-9	8 Open sew 3-7 Long Arm Rental Day	9 Embroidery Club 10-noon Paper piece Christmas Tree 1-6
10 Beginning Quilt 1-4	11 Fall Mystery Part 2 Veterans Day	12 Hand work Club 2-4 Long Arm Rental Day Full Moon	13 Long Arm Quilt classes 10:30-1:30 Knit Pickers' Club 3-7	14 Churn Dash Flannel 1-4 Beginning Machine Applique 6-9	15 Long Arm Rental Day	16 Boxy Tote Bag 10:30-4 AccuCut 4-6
17 Pillow Case Party 1-4	18 Fall Mystery Part 3 Triangle Frenzy 10:30-2	19 Hand work Club 2-4 Long Arm Rental Day	20 Knit Pickers' Club 3-7	21 Machine Binding 1-4	22 Open sew 3-7 Long Arm Rental Day	23 Triangle Frenzy 10-1 Fab 40s sampler 1-5
24 Beginning Machine Quilting 1-4	25 Fall Mystery Part 4 English Paper Piecing 2-4	26 Hand work Club 2-4	27	28 Closed Thanksgiving Day	29 Black Friday Sale	30 Shop Small Business Sale Boxy Tote Bag 1-6

December 2019

Sun	Mon	Tues	Wed	Thurs	Fri	Sat
1 Closed	2	3 Hand work Club 2-4 Long Arm Rental Day	4 Long Arm Quilt classes 10:30-1:30; 2:30-5:30; OR 6-9	5 Dragon Quilt 10:30-4	6 Long Arm Rental Day	7 BOM 10:30 Gravity 1-4 Long Arm Rental Day 3-6
8	9 Intro to Wool Applique: Ornaments 1-4	10 Hand work Club 2-4 Long Arm Rental Day	11 Long Arm Quilt classes 10:30-1:30 Knit Pickers' Club 3-7	12 Christmas Stockings 10:30-4 Full Moon	13 Open sew 3-7 Long Arm Rental Day	14 Embroidery Club 10-noon Triangle Frenzy 1-6
15 Traditional Binding 1-4	16	17 Hand work Club 2-4 Long Arm Rental Day	18 Credit Card Holders 1-4	19	20 Long Arm Rental Day	21
22 AccuCut 1-4	23	24	25 Closed Christmas	26	27	28
29	30	31	Color of the month: red			

Please look on the calendars above for times and dates.

Ongoing Classes & Clubs

AccuCut Rental Sept 21, 4-6, Oct. 19, 4-6, Nov 16, 4-6, Dec 1-4 \$10/30 minutes

We have an industrial size AccuCut cutter with several dies: strips, squares, triangles, rectangles. Sign up for time of the AccuCutter to change your stash into usable strips, squares, rectangles and triangles. We will rent to machine in ½ hour intervals (you can get a lot cut in ½ hour).

Block of the Month First Sat of month 10:30-11:15 FREE Barb Boyer

Join at any time. You get a free fat quarter if you come to class with the previous month's completed block. This year we're making a black & white + one color quilt. The challenge, if you choose to accept it, is work within the black & white palette (plus one color placed where ever you like). For the color choice, we are drawing paint chip cards, covered in newspaper so you can't see what color you're getting. But...if you don't like the color you've drawn you can 1) swap with a neighbor, or 2) draw a new color. And if you just can't bring yourself to work in neon green and no one will swap with you, you can just choose your own color.

Grandmother's Flower Garden, English Paper Piecing last Monday of each month, 2-4 Barb Boyer \$20 (one time fee)

We will teach the basics of English Paper Piecing, the simple & easy way to hand piece. English paper piecing dates back to the early 1800s. It is a hand sewing method that uses paper templates to help sew complex angles together, like hexagons. Any number of different designs can be made, including **Grandmother's Flower Garden** (this is the pattern we're doing this year). We will also show how to hand piece the traditional way, also, if you are interested.

Hand Embroidery Club 2nd Sat. of the month, 10-noon FREE Kathy Sconce

If you want to learn to hand embroider or just brush up your technique, join us on the second Saturday of the month from 10 to noon. You can work on your own projects or you can join the project we are doing. This year we are following a purchased pattern called Gardner's Alphabet Quilt Block of the Month by Crabapple Hill. We will explore a variety of embroidery stitches for each block each block (2 letters per month), plus we will learn how to color with regular crayons to enhance the blocks. Each month Kathy Sconce shows us a new stitch to try, plus, she guides us through thread choices, how to knot, fabrics to use, and tracing techniques.

Knit Pickers' Club 2nd and 4th Wed of each month, 3-7 Carol Moler

We are changing up the Knit Pickers' Club. We're going to knit 2 days a month every second and fourth Wednesday, and we'll start earlier in the day at 3. For those of you who work, we'll still be knitting >till 7. The Club is open to all skill levels. We want to share what we've learned, find new patterns, and simply just sit and knit. We work on some felting projects, fingerless mittens, mittens, and socks. And we are working on a group project meaning everyone does the same pattern. Each month we will learn a different pattern, make it into a square and eventually put all the squares into one project Afghan, scarf, bag, etc.

Live Each Season Wool Applique Thurs: Sept 5, Oct 3, Barb Boyer \$20

This wool wall hanging has 4 rows: Spring, Summer, Fall & Winter. We started the project last year with the Winter row. We've done the Spring and the Summer and now it's onto Fall. You can join us for this last row, and then pick up the other rows if you want to do the entire wall hanging. You will learn wool applique, various embroider stitches, and how to add fun embellishments to your wall hanging.

Long Arm Quilting Classes Wednesdays from 10:30-1:30, 2:30-5:30 Barb Boyer \$30
(check calendar for specific times & dates)

In this class you will learn all about the Nolting long arm quilting machines: loading, threading, quilting. I'll demonstrate how to load and thread, set stitch length, change tension, wind and load bobbins. Then I will load a practice quilt onto the machine and show how to do hand guided quilting. Each student will be given at least 15-20 minutes of practice time. (Each class is limited to 4 students). You will be able to do free hand quilting plus you can practice following a pantograph. Any quilter who wants to rent to machines must take this class first, regardless of whether you have experience on a long arm machine. This class is not designed to teach you everything there is to know about long arm quilting it's just a start.

Teapot Sampler (class is free with purchase of kit -- \$150) 3-4 months Barb Boyer
Jason Yenter & In The Beginning Fabrics have done it again! This beautiful quilt combines fusible applique with easy to do piece blocks. We will do the quilt as a block of the month, doing 2 blocks a month (there are 9). Skills learned include fusible applique, machine applique with mono filament thread, mitered borders and basic pieced blocks. We have kits!

September classes

Beginning Quilting 8 weeks \$65 Barb Boyer

This comprehensive 8-week course will introduce to you almost everything you need to know about piecing a quilt top. Along the way you will learn about color, batting, thread, machines and various techniques to give you the skills to make almost any quilt.

Christmas Fat Quarter Quilt Kit \$60 + book Barb Boyer

We have a bundle of Hoffman one-yard cuts of Christmas fabrics. Each person will need 20 fat quarters. Here's the plan: Each student will get 5 one-yard pieces, which she will cut into 4 fat quarters (in class). You can keep five of the fats that you cut, and the rest will go into a "community" pile for sharing. You can barter and swap fabrics until you get 20 fats that you like. Then, we make our quilts! There will be no sample of this quilt, but I can show you which quilt in the book we will do. Limited to 10 students.

STILL TIME TO JOIN! Fab Forties Quilt Sat Aug 31 ,Sept 28, Oct 26, Nov 23 1-5 \$25 Sue Frerich

Our final Log Cabin quilt of the year involves both log cabin blocks and 12-14 other pieced blocks. Eleanor has been taking her old quilts, with classic blocks, and turning them into fabulous! patterns. This quilt will be taught as a (several) block of the month-it will continue into the fall schedule. Skills learned include how to use lots of new rulers (Eleanor has a ruler for many of her blocks which make the cutting and piecing easy peasy); how to make lots of new blocks; and how to choose the right color palate.



Gravity \$25 Sue Frerich 1st Sat/month 1-4 starting Sept.

This is a Jaybird designed quilt that uses the Hex N More and Super Sidekick rulers. The diamond design creates a color wheel or splash of rainbow colors in solids or prints-but no set in seams. There are 9 different blocks but because of how the blocks are set into the quilt, it looks like you have 18 different blocks. We have 1 kit left, but we can also help you create your own color wheel quilt out of prints, or from the In The Beginning Dit Dot collection, or any other combination you want to try.



Hand Applique/Back Basting Wed Sept 25, 10-noon Sandra Freeburg \$25

Back basting is a template free method of needle turn applique. No slippery freezer paper or chalked lines on top that never seem to get turned under quite right. This method is especially great for traveling, because your pieces will be basted onto your background -- no need for pins to get in the way. This class is great for beginners and all levels of appliquers. Don't let hand applique frustrate you. It's really easy and relaxing!

Peeking Points Sat. Sept 21, 10:30-4 \$20 Sue Frerich

Peeking Points uses log cabin techniques to make a wacky combination of angled squares and a star in the secondary design. You can make it any size from table runner to king. All you need are 2 1/2" strips.



Take 5 for the Holidays Quilt Wed Sept 18, 10:30-4 \$20 Barb Boyer

We have a beautiful red cardinal & poinsettia border quilt all kitted up for the holidays. You can choose to use the kit or make your own Take 5 quilt: Christmas, Halloween, or any other combination. This quilt is easy to do, quick to cut & quick to sew. Perfect for that Christmas gift you've been meaning to make.



October Classes

Hand Piecing Wed Oct 16 10-noon \$25 Sandra Freeburg

Everyone who quilts needs to learn to hand piece. Sometimes we need to have small portable projects to take with us in the car, to doctor appointments, and sometimes, just for relaxing stress free quilting. Learn to hand piece with traditional methods. There are many patterns that are so difficult to piece by machine, but are beautiful when done by hand.

Hand Quilting Wed Oct 30, 10-noon Sandra Freeburg \$25

Hand quilting is an art that should not be lost. By the end of Sandra's class you will be hand quilting with confidence. Everyone has at least one special quilt that calls out for hand quilting. And there is nothing better than the feel of a hand quilted quilt. Do yourself a favor and learn this art that connects us to our past -- our mothers, grandmothers and great grandmothers.

Holiday Lodge Mon Oct 7, 21 10:30-2 \$20 Jean Korber

This cut holiday quilt features the classic red truck. We have 3 box kits (from Moda) left, so don't wait too long to decide. The quilt features a Moda panel, some trees and an old fashioned woody looking house. A perfect quilt for a cold winter day.



Holiday Tote Bags Wed Oct 30 2-5 \$20 Barb Boyer

Just in time (barely) for Trick or Treating: Make a cute tote bag to fill with candy for Halloween. Or make a Christmas tote bag to "wrap" your presents in, or just make some "green" holiday tote bags for carting groceries from the store.

Intro to Wool Applique Wed Oct 23 10:30-2 \$20 Barb Boyer


We will make a small needle case (to hold all of your hand piecing, hand applique, binding, embroidery needles). We will have small kits ready for stitching. You will learn various methods for wool applique and will learn several embroidery stitches for the embellishing.

Light Up Your Panel Mon Oct 14 10:30-4 \$20 Barb Boyer

Take a panel, put some blocks and borders around it, quilt it, then light it up! We will show you how to take a panel and turn it into a fun "light up" wall hanging, perfect for the holidays.

Stack & Whack Sat Oct 12 (1-6) & 19 (10:30-4) \$20 Barb Boyer

Stack & Whack quilt take quilting fun to a new level. We can help you choose your fabric to make this kaleidoscope beauty. I like working with fun novelty prints, but big florals, Japanese prints and almost anything by Alexander Henry works great. You will need 8 repeats for your yardage: best to come in and we'll help you find the right fabrics. The class is taught in 2 parts: First Saturday is cutting; second Saturday in sewing (but if you get things cut early, you can start sewing).



November Classes

Beginning Machine Applique Thurs Nov 6-9 \$25 Barb Boyer

So many quilts use applique these days. Learn the ins and outs of machine applique, from points to curves. We will practice the button hole/blanket stitch, satin stitch, and you can also play around with your decorative stitches. Threads, fusibles and stabilizers will be discussed.

Beginning Machine Quilting Thurs Nov 7, 6-9 or Nov 24, 1-4 \$25 Sue Frerich

Be prepared to quilt! You will practice your quilting skills on various samples, using both your walking foot and darning foot. Batting, threads, needles and patterns will be discussed. Who knows? By the time you leave you may even be able to write/quilt your name!

Boxy Tote Bag Sat Nov 16, 10:30-4 and Nov 30, 1-6 \$25 Jean Korber

This adorable tote bag was designed to carry your small sewing machine, but it can be used for so many things. The Boxy Tote has pockets all the way around on the outside and inside! Heavy duty formed metal stays keep the bags mouth wide open, easy to get your Singer Featherweight sewing machine in and out. Jean has dissected the pattern and made it easy to follow.



Churn Dash Flannel Quilt Thur Nov 7 & 14, 1-4 \$20 Barb Boyer

Three sizes of churn dash blocks make up this delightful flannel quilt. You need 14 fat quarters, but if you like our sample, we have 4 kits. The quilt is a little bigger than a lap size, bordering on twin, but you could add borders to make it bigger. Perfect for our winter weather soon approaching.



Fall Mystery Quilt Mon Nov 4, 11, 18, 25 \$20 Barb Boyer

We have 6 Mystery kits-Once a week you will pick up instructions: Week 1, cutting, Week 2 piecing, Week 3 piecing, etc. You won't know what it will look like until the very end. Don't worry, the pattern isn't hard, but we will keep you guessing as to what the final quilt will look like. And we've already made it up, so we know what it will look like, and trust us, it's a very cool fall colored quilt. You will only pick up your patterns each week; you will do your sewing at home.

Intro to Sashiko Sat Nov 2, 4-6 \$20 Kathy Sconce

Sashiko is a form of decorative reinforcement stitching from Japan. Traditional Sashiko embroidery used white thread on a blue background, but today's sashiko uses many colors of thread, including variegated, and a variety of different colored backgrounds. The main stitch is a type of running stitch and the patterns are often geometric. Learn the basic stitch in the intro class and make a small wall hanging, tea towel, or quilt.

Machine Applied Binding Thur Nov 21 1-4 \$20 Jean Korber

Jean will show you several ways to cut and apply binding, completely by machine. Then if you bring a small project, that is already quilted and ready for binding, you can use Jean's techniques and tricks to apply the binding to your project. You probably won't finish your binding, but you will get hands on experience so you can take what you've learned & finish at home.

Paper Pieced Christmas Tree Sat Nov 9, 1-6 \$20 Sue Frerich

We have several kits to make this wonderful black & white (plus a hint of red) Christmas tree. If you have not tried paper piecing, this is a perfect class to get you started. We will also have some individual patterns, so if you want to choose your own fabrics, you can do so. This quilt would look great hanging on the back of a door or on the wall for Christmas.




Pillow Case Party Sun. Nov 17 1-4 FREE

If you've never made a pillow case, or just want some time to sew a pillow case, this class is for you. This is a great mother/daughter styled class and pillow cases make great presents!

Triangle Frenzy, back again for the holidays Sat Nov 23, 10-1 \$20 Barb Boyer

This table runner uses a 10" border stripe and a 12" 60 degree ruler to cut large triangles then spin them around to arrange them in a swirling pattern. Simple & easy to do. You may even be able to make 2 during class.



December Classes

Binding Sun Dec 15 1-4 Barb Boyer \$20

You'll learn how to accurately cut you bindings, whether bias, cross or straightBand when to use which one. You'll learn how to cut, the sew, join (so easy) and hand stitch part. Bindings so easy peasy you=ll wonder why you were ever nervous about putting on the binding.

Christmas Stocking Thur Dec 12 10:30-4 \$20 Barb Boyer

Learn to make pieced Christmas Stockings just in time to hang for Santa's arrival. These stockings can be as simple or complex as you want to make them. We'll talk about different lining and cuff options.

Credit Card Holders Wed Dec 18, 1-4 \$20 Barb Boyer

Make a fast,easy credit card holder that is lined with that special stuff that prevents hackers from stealing your info. Two fat quarters will make several card holders, or you could use a fat quarter and our cork fabric, to make an extra special card holder.

Dragon Quilt Thus Dec 5 10:30-4 \$20 Barb Boyer



In the Beginning has created this marvelous dragon fabric: in orange & flame colors, or cool blues & purples. The dragons are in a panel and there is a coordinating border stripe. The blocks are easy and the panel makes this quilt go together quickly. You will also learn how to miter the borders-a new skill to add to your toolbox!

Intro to Wool Applique Mon Dec 9 1-4 \$20 Barb Boyer

We will make some small ornaments, using a kit. You can make either mittens, stocking, or credit card holders. You will learn various methods for wool applique and will learn several embroidery stitches for the embellishing.

Triangle Frenzy, back again for the holidays Sat Dec 14, 10-6 \$20 Barb Boyer

This table runner uses a 10" border stripe and a 12" 60 degree ruler to cut large



Join the fun and come feel the difference of quality fabrics.

Happy quilting!

Sincerely, Barbara Boyer

Around the Block

307-433-9555

www.aroundtheblockquilts.com