


## Sneak Peek of our Row By Row

(not yet stitched yet, just the digital version) :



The theme is Taste the Experience. Our row is called S'More Camping!



May 17, 2019

I got nothin'. As in, I'm drawing a blank. It's not that I'm not having fun, or that great things haven't happened, it's just not all interesting to write about.

For example, I had a great trip to Omaha. The only exciting thing that happened was that my new car could make it from Cheyenne to Omaha on one tank of gas. While in Omaha I ate favorite foods, drank beer with my brother and sang the Messiah with Heidi. That's another story, soon to come. Suffice it to say we sang our parts along with a CD and discovered we still have some work to do on our parts. But we've got 2 months.

Then I drove to Nebraska City to hang out for a couple of days. I did a wine tasting at a vineyard, had good apple cider both hard and non, and relished the fact that it was warm and no wind. This could be a great place for a retreat and we may get into that later, so stay tuned.

Then I learned how to operate my map program on my car as I navigated on "rerouted" roads to Kansas City. I took a more sideways route to KC because of river damage to the interstate. It took a while for the map lady to give up

on trying to get me over to I-29. The drive was easy, I had no trouble getting to my hotel opposite the convention center, the weather was beautiful and the traffic light.

See what I mean? It's just not all that interesting.

Then I headed further south to meet up with my niece, and while I did miss one of the turnoffs, the map lady rerouted me just fine. I got to catch up on the family including pets, have dinner and then work my way back to the hotel via map lady.

Yesterday was Schoolhouse Sessions. Which means you register at one end of the "football field sized convention center," then you go to the other end of the "football field" to collect the Schoolhouse Session information and then back the first goal line for the Schoolhouse classes. I didn't bring my fitbit, but I'm thinking I got my 10,000 steps in.

The newest & coolest stuff that I've seen so far includes new Shashiko threads from Cosmos, Wonderfil, and Orimono (Japanese). I've seen a little bit of the new fabric lines, including ones with dogs, ombres (ombres seem to be a big thing at this market, complete with new fun patterns), new digitals, and new Ghastlies from Alexander Henry. Buttermilk Basin has a collection of very fun new patterns and everyone seems to be pushing precuts and patterns to go with. And I haven't even seen the floor of Market yet - that's tomorrow!

But this brings me to the best part of the day, something worth writing about. I got to watch my grand nephew play baseball Thursday evening. The night was beautiful, warm, no wind - something we just don't get a lot of in Cheyenne. And best of all - while my grand nephew's team won, the game was well played by both teams. My grand nephew did great-- got hits, runs and catches-which means he's exciting to watch play.

And as a result of all the driving back & forth, I think I've mastered the KC interstates: I've taken only a few wrong turns and I haven't run into anything or blown up the new car (which is what happened on my last road trip).

I'll try to post pics of Market on Becca's Instagram account: smallredandcute-so look there for your first views of the market, the quilts, the fabric and the excitement.

# STONEHENGE CONTEST!

Northcott fabrics is holding a quilt challenge to celebrate 10 years of their fabric line, Stonehenge. This challenge runs from March 15-Sept 30.

**Our block is done!**



The block is 12" finished and the kit is \$5.

---

## WHAT'S NEW!!

**Diaphanous Fabric is cut for everyone in the FanFaire and Mystic Garden classes. Please, please please, please come & pick up your fabrics.**








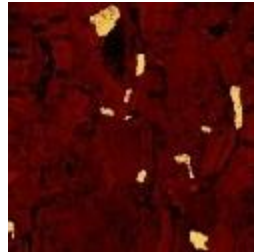

From In the Beginning:














These are not on the bolt but are in fat quarter bundles. But the colors are easier to see this way.



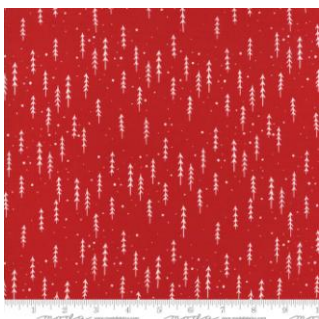


The above 3 bolts of fabric: Originating in South Asia, **Kantha** is a centuries-old form of embroidered quilt making. Traditionally, Kantha was handmade by women and passed down from generation to generation, much like a lovingly pieced quilt. Our unique Kantha is two-ply with simple, hand embroidered running stitches throughout. Embroiderers of this two-layer cotton fabric do not use hoops or frames which gives the fabric a wavy, slightly wrinkled effect. You can use our Kantha fabric for a variety of projects: quilts, bags, table toppers, pillow covers, jackets and even upholstery! Save the scraps to use as patches for jackets and jeans. The possibilities are endless!

From Northcott:



From Moda:





From Henry Glass:





From Hoffman:







A few things you can do with the Around Town collection (hoffman collection shown above):



From P&B:



SUE6 302 LG



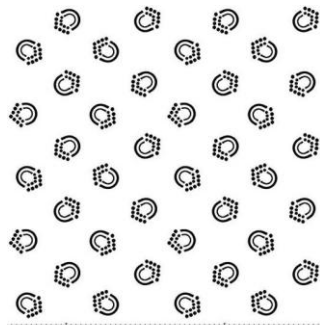
SUE6 302 VV




SUE6 302 LZ




SUE6 302 B



RA12 811 W




SKU: RA11 777 W & 01



BASF 25042 LTGRE 1F





4486 25044 MDPUR1



SKU: 26422 - YEL1

From Henry Glass:








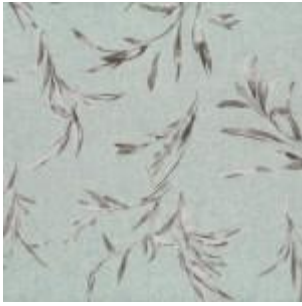
From RJR





From Lecein:






From Windham:



Cork!





## **SIGN UP FOR LONG ARM QUILTING CLASSES TODAY!**

**Classes are on Wednesdays and some Saturdays: 10:30-1:30; 2:30-5:30, or 6-8:30. Check the calendar for dates. Only 4 to a class.**

**Rentals have started for those who have taken the class. Tuesdays and Fridays, and a couple of Saturday and Sunday rentals. Check the calendar for rentals. Generally, there are 2 rentals times per day: 10:30-2 and 2:30-6. \$25/hr or \$85 for 3 1/2 hours. \$50 minimum. Plus \$5/bobbin for thread. Most quilts (double and smaller), even for beginners, will take about 2 1/2-3 hours. We will discuss what you plan to do on your quilt and will help you estimate how long it will take.**

**Class descriptions follow the calendar, so keep scrolling. Classes are listed alphabetically.**

---



# May 2019

Sunday	Mon	Tues	Wed	Thurs	Fri	Sat
			1 Long Arm Quilt classes 10:30-1:30; 2:30-5:30; OR 6-9	2 Beginning Machine Applique 1-4	3 Binding 1-4  Long Arm Rental Day	4 BOM 10:30 Long Arm Rental 12-4  Monthly Mini 4-6
5 Closed	6	7 Hand work Club 2-4 Long Arm Rental Day	8 Knit Pickers' Club 3-7	9 Live Each Season Wool Applique Wall hanging Summer 1-4	10 Open sew 3-6 Long Arm Rental Day	11 Embroidery Club 10-noon Potluck II 1-5
12 <a href="#">Mother's Day</a> Closed	13	14 Hand work Club 2-4 Long Arm Rental Day	15	16	17 Long Arm Rental Day	18 Fan Faire 10:30-5 Full Moon
19	20	21 Hand work Club 2-4 Long Arm Rental Day	22 Knit Pickers' Club 3-7	23 Project Day: Needle Case #3 1-5	24 Open sew 3-7 Long Arm Rental Day	25 Mystic Garden Retreat 10:30-6
26 Mystic Garden Retreat 1-5	27 Mystic Garden Retreat 10:30-6  <a href="#">Memorial Day</a>	28 Hand work Club 2-4 Long Arm Rental Day	29	30 Project Day: Needle Case #3 1-5	31 Long Arm Rental Day	Color of the month: whites

**June 2019**

Sun	Mon	Tues	Wed	Thurs	Fri	Sat
						1 <b>BOM</b> <b>10:30</b> <b>Teapot</b> <b>Sampler 1-4</b> <b>Monthly</b> <b>Mini 4-6</b>
2 <b>Closed</b>	3	4 <b>Hand</b> <b>work</b> <b>Club</b> <b>2-4</b> <b>Long</b> <b>Arm</b> <b>Rental</b> <b>Day</b>	5 <b>Long</b> <b>Arm</b> <b>Quilt</b> <b>classes</b> <b>10:30-</b> <b>1:30;</b> <b>2:30-</b> <b>5:30;</b> <b>OR 6-9</b>	6 <b>Live</b> <b>Each</b> <b>Season</b> <b>Wool</b> <b>Applique</b> <b>Wall</b> <b>hanging</b> <b>Summer</b> <b>1-4</b>	7 <b>Long</b> <b>Arm</b> <b>Rental</b> <b>Day</b>	8 <b>Embroidery</b> <b>Club 10-</b> <b>noon</b>
9 <b>Beginning</b> <b>Quilt 1-4</b>	10 <b>Paper</b> <b>Bag</b> <b>Log</b> <b>Cabin</b> <b>10:30-</b> <b>5</b>	11 <b>Hand</b> <b>work</b> <b>Club</b> <b>2-4</b> <b>Long</b> <b>Arm</b> <b>Rental</b> <b>Day</b>	12 <b>Knit</b> <b>Pickers'</b> <b>Club 3-</b> <b>7</b>	13 <b>Beginning</b> <b>Quilt 1-4</b>	14 <b>Open</b> <b>sew 3-</b> <b>7</b> <b>Long</b> <b>Arm</b> <b>Rental</b> <b>Day</b>	15 <b>Fan</b> <b>Faire 10:30-</b> <b>5</b>
16 <b>Beginning Quilt</b> <b>1-4</b> <a href="#"><u>Father's Day</u></a>	17 <b>Froggy</b> <b>Quilt</b> <b>10:30-</b> <b>4</b>	18 <b>Hand</b> <b>work</b> <b>Club</b> <b>2-4</b> <b>Long</b> <b>Arm</b> <b>Rental</b> <b>Day</b>	19	20 <b>Beginning</b> <b>Quilt 1-4</b>	21 <b>Long</b> <b>Arm</b> <b>Rental</b> <b>Day</b>	22 <b>Turning</b> <b>20 10:30-4</b>

<b>23 Beginning Quilt 1-4</b>	<b>24 English Paper Piecing &amp; Hand Piecing 1-4</b>	<b>25 Hand work Club 2-4 Long Arm Rental Day</b>	<b>26 Knit Pickers' Club 3- 7</b>	<b>27 Beginning Quilt 1-4</b>	<b>28 Open sew 3- 7 Long Arm Rental Day</b>	<b>29 Bear-y Quilt 10:30- 4</b>
<b>30 Beginning Quilt 1-4</b>						<b>Color of the month: blue</b>



# July 2019

Sunday	Mon	Tues	Wed	Thurs	Frid	Sat
	<b>1</b>	<b>2</b> Hand work Club 2-4 Long Arm Rental Day	<b>3</b> Long Arm Quilt classes 10:30-1:30; 2:30-5:30; OR 6-9	<b>4</b> Closed <a href="#">Independence Day</a>	<b>5</b> Long Arm Rental Day	<b>6</b> BOM 10:30 Teapot Sampler 1-4 Monthly Mini 4-6
<b>7</b> Closed	<b>8</b> Jelly Roll Race 10:30-4	<b>9</b> Hand work Club 2-4 Long Arm Rental Day	<b>10</b> Knit Pickers' Club 3-7	<b>11</b> Beginning Quilt 1-4	<b>12</b> Open sew 3-7 Long Arm Rental Day	<b>13</b> Embroidery Club 10-noon
<b>14</b> Beginning Quilt 1-4	<b>15</b>	<b>16</b> Hand work Club 2-4 Long Arm Rental Day	<b>17</b>	<b>18</b> Beginning Quilt 1-4	<b>19</b> Long Arm Rental Day	<b>20</b> Fan Faire 10:30-5
<b>21</b> Beginning Quilt 1-4	<b>22</b>	<b>23</b> Hand work Club 2-4 Long Arm Rental Day	<b>24</b> Knit Pickers' Club 3-7	<b>25</b> Beginning Quilt 1-4	<b>26</b> Open sew 3-7 Long Arm Rental Day	<b>27</b> Mexican Star 10:30-4
<b>28</b> Beginning Quilt 1-4	<b>29</b> English Paper Piecing & Hand Piecing 1-4	<b>30</b> Hand work Club 2-4 Long Arm Rental Day	<b>31</b>			Color of the month: Christmas

# August 2019


Sunday	Mon	Tues	Wed	Thurs	Frid	Sat
				<b>1</b> Beginning Quilt 1-4	<b>2</b> Long Arm Rental Day	<b>3</b> BOM 10:30 Teapot Sampler 1-4 Monthly Mini 4-6
<b>4</b> Closed	<b>5</b>	<b>6</b> Hand work Club 2-4 Long Arm Rental Day	<b>7</b> Long Arm Quilt classes 10:30-1:30; 2:30-5:30; OR 6-9	<b>8</b> Beginning Quilt 1-4	<b>9</b> Open sew 3-7 Long Arm Rental Day	<b>10</b> Embroidery Club 10- noon
<b>11</b> Beginning Quilt 1-4	<b>12</b>	<b>13</b> Hand work Club 2-4 Long Arm Rental Day	<b>14</b> Knit Pickers' Club 3- 7	<b>15</b>	<b>16</b> Long Arm Rental Day	<b>17</b> Jelly Roll Race 10:30-4
<b>18</b>	<b>19</b>	<b>20</b> Hand work Club 2-4 Long Arm Rental Day	<b>21</b>	<b>22</b>	<b>23</b> Open sew 3-7 Long Arm Rental Day	<b>24</b>
<b>25</b>	<b>26</b> English Paper Piecing & Hand Piecing 1-4	<b>27</b> Hand work Club 2-4 Long Arm Rental Day	<b>28</b> Knit Pickers' Club 3- 7	<b>29</b>	<b>30</b> Long Arm Rental Day	<b>31</b> Fab 40s sampler 10:30-4
Color of the month: blacks						

## Spring & Summer Classes

**Block of the Month** First Sat of month 10:30-11:15 FREE Barb Boyer  
Join at any time. You get a free fat quarter if you come to class with the previous month's completed block. This year we're making a black & white + one color quilt. The challenge, if you choose to accept it, is work within the black & white palette (plus one color placed where ever you like). For the color choice, we are drawing paint chip cards, covered in newspaper so you can't see what color you're getting. But...if you don't like the color you've drawn you can 1) swap with a neighbor, or 2) draw a new color. And if you just can't bring yourself to work in neon green and no one will swap with you, you can just choose your own color.

**FanFaire** Sat May 18, June 15, July 20 10:30-5 Jean Korber \$25

This quilt is a Krista Moser quilt, no template piecing. FanFaire, is a 4-month block of the month. Each block is made twice totaling twelve blocks. Every block teaches you a new way to use the Creative Grids 60 Degree Diamond Ruler, designed by Krista Moser. Cut a combination of diamonds, triangles, hexagons, parallelograms and trapezoids to create this fun quilt, and all with one ruler! This quilt goes together fast and is oh so striking!



### **Grandmother's Flower Garden, English**


**Paper Piecing** last Monday of each month, 2-4 Barb Boyer \$20 (one time fee)

We will teach the basics of English Paper Piecing, the simple & easy way to hand piece. English paper piecing dates back to the early 1800s. It is a hand sewing method that uses paper templates to help sew complex angles together, like hexagons. Any number of different designs can be made, including Grandmother's Flower Garden-this is the pattern we're doing this year. We will also show how to hand piece the traditional way, also, if you are interested.



**Hand Applique/Back Basting** TBA Sandra Freeburg  
Feb 13, 10-noon \$25 or call for other dates

Back basting is a template free method of needle turn applique. No slippery freezer paper or chalked lines on top that never



seem to get turned under quite right. This method is especially great for traveling, because your pieces will be basted onto your background -- no need for pins to get in the way. This class is great for beginners and all levels of appliqueers. Don't let hand applique frustrate you. It's really easy and relaxing!

**Hand Embroidery Club** 2nd Sat. of the month, 10-noon FREE Kathy Sconce

If you want to learn to hand embroider or just brush up your technique, join us on the second Saturday of the month from 10 to noon. You can work on your own projects or you can join the project we are doing. This year we are following a purchased pattern called Gardner's Alphabet Quilt Block of the Month by Crabapple Hill. We will explore a variety of embroidery stitches for each block each block (2 letters per month), plus we will learn how to color with regular crayons to enhance the blocks. Each month Kathy Sconce shows us a new stitch to try, plus, she guides us through thread choices, how to knot, fabrics to use, and tracing techniques.



**Hand Quilting** Jan. 16, 10-noon Sandra Freeburg \$25 Watch the calendar or call for other dates

Hand quilting is an art that should not be lost. By the end of Sandra's class you will be hand quilting with confidence. Everyone has at least one special quilt that calls out for hand quilting. And there is nothing better than the feel of a hand quilted quilt. Do yourself a favor and learn this art that connects us to our past -- our mothers, grandmothers and great grandmothers.

**Knit Pickers' Club** 2nd and 4th Wed of each month, 3-7 Carol Moler  
We are changing up the Knit Pickers' Club. We're going to knit 2 days a month every second and fourth Wednesday, and we'll start earlier in the day at 3. For those you who work, we'll still be knitting 'till 7. The Club is open to all skill levels. We want to share what we've learned, find new patterns, and simply just sit and knit. We work on some felting projects, fingerless mittens, mittens, and socks. And we are working on a group project-meaning everyone does the same pattern. Each month we will learn a different pattern, make it into a square and eventually put all the squares into one project-afghan, scarf, bag, etc.

**Live Each Season Wool Applique** Thurs: Jan 10, Feb 7, Mar 7, April 11, May 9 (& rest of year) 1-4 Barb Boyer \$20

This wool wall hanging has 4 rows: Spring, Summer,




Fall & Winter. We will start with the Winter Row in January. We will take 2 months per row, and we'll take July & August off. You will learn wool applique, various embroider stitches, and how to add fun embellishments to your wall hanging.

**Long Arm Quilting Classes** Wednesdays from 10:30-1:30, 2:30-5:30 or 6-8:30 Barb Boyer \$30 (check calendar for specific times & dates)  
In this class you will learn all about the Nolting long arm quilting machines: loading, threading, quilting. I'll demonstrate how to load and thread, set stitch length, change tension, wind and load bobbins. Then I will load a practice quilt onto the machine and show how to do hand guided quilting. Each student will be given at least 15-20 minutes of practice time. (Each class is limited to 4 students). You will be able to do free hand quilting plus you can practice following a pantograph. Any quilter who wants to rent to machines must take this class first, regardless of whether you have experience on a long arm machine. This class is not designed to teach you everything there is to know about long arm quilting-it's just a start.

**Monthly Minis** First Saturday of the Month, 4-6  
This year we are going to do several different wall hangings. These will be kitted with all of the necessary fabrics and patterns. We will work on the same wall hanging for 2-3 months. You can choose to do one or all of them (I think I have 4 scheduled). In class we will learn various machine applique techniques to use on the blocks and some of the kits come with embellishments, so we will discuss how to add the embellishments to the quilts. First quilt: Change of plans: first quilt are hummingbirds. Second quilt will be Snowmen! (we will do the snowmen in **April**)



**Garden** Sat. April 27, 2-6, then a weekend at the shop, May 25-26, Boyer \$30.  
the In the Beginning Diaphanous them). This is a color wash styled




**Mystic**  
quilt retreat  
10:30-6. Barb  
This quilt uses  
fabrics (most of  
quilt, with



appliqued circles. I will teach a different turned edge applique method, suitable for blind hem stitch. The tough part of the class is not the piecing or the applique: it's keeping the fabrics in the right order. Thus, the retreat, so you don't have to take down your fabrics in between classes.


**Potluck II** Second Saturday of the Month, 1-5 Ginger Newman \$20

This is a free form, with some structure, class. It involves scraps, color, free form techniques, make it work anyway you want, and liberated thinking. I've never had so much fun and we want everyone to try this style and join the fun. This spring we are adding a twist: We are going to "collaborate" on a different block each month, selection chosen at random out of a hat. The challenge is make at least one block that you can 1) use into your quilt, 2) trade with a class member or 3) save it in your parts department for later. We will teach the blocks from Gwen Marston Collaborative Quilting book.



**Project Day:** Jan 24, Feb. 21, Mar 21, May 23 & 30, 1-5 Barb Boyer \$20/per class

On Project Day for Spring, we are doing needle cases. The first project is a little needle case in wool, with a cat (or other applique of your choice) (no picture of this case) appliqued on top. This project will be wool and embroidery threads - need to make the needle case. The second needle case is from a pattern by Sue Spargo. This needle case will not be kitted, but we have plenty of wools for you to choose. This needle case is very colorful and we want you to choose your favorite colors for making the case. We will teach the stitches and we'll have in stock Sue Spargo's Creative Stitchery book. The last needlecase project is out of the Stitches from the Yuletide by Kathy Schmitz. This is a two session class: one session for the needlework and one to make the bag. We will add a session if needed. This needlecase will not be kitted either.



kitted with the everything you

**Spoon Quilting** Wed. Mar 13, 10-noon. \$25 Sandra Freeburg  
No more sore fingers! Learn to Spoon Quilt, with a special spoon quilting tool. This tool helps you keep your stitches tiny and even without pricking your finger. Need to have basic quilting skills (rocking motion quilting).

## Nolting Longarm Machines

Nolting has 5 main machines, each with different reaches: from 17" to 30" depending on the machine. They are sold with or without a frame, but after I saw & helped set up one of the steel frames this week, I recommend buying the frame. All machines, except for the Standard-- the most economical machine-- have a stitch regulator. I recommend a stitch regulator. All machines can be equipped with a computer and there are a couple of different ones to choose from. In addition, you can get an extended table base so that you can use rulers, you can get larger bobbins on some of the models and on the frames you can get hydraulic lifts to raise and lower the tables. In the coming weeks, I will print out more information on each model.

The best entry level machine is the Fun Quilter. It comes in 17", 20" & 23" reach. It comes with the Intellistitch Equalizer stitch regulator, standard speed control, needle up/down, and fixed handles in the front & rear. This machine can also be equipped with a computer.



The Pro Machine has the Intellistitch Turbo stitch regulator, single stitch option, standard speed control, needle up/down and customizable handles in the front & rear. The Pro Machine comes in 20", 24" and 30" reach with 10-12" of inside height. There are easy dials on the front to set stitch length and other options. This machine can also be equipped with a computer.



The NV Machine is the newest in the fleet of Nolting machines. This machine has a touch screen with progra

mmable stitch regulation. You can stitch in 4 different stitch modes plus single stitch and needleup/down. It also has an adjustable brightness LED work light. This machine can also be equipped with a computer.



Nolting also has a commercial machine with the Intellistitch Equalizer stitch regulator, standard speed control, needle up/down, and fixed handles in the front & rear. This machine can also be equipped with a computer.

## CLUBS

### **HAND EMBROIDERY CLUB-FREE!**

If you want to learn to hand embroider or just brush up your technique, join us on the second Saturday of the month from 10 to noon. You can work on your own projects or you can join the project we are doing.

\*\*\*\*\*

### **Hand Work Club-FREE!**

Every Tuesday afternoon from 2-4, join us to just sit & hand stitch, crochet, bind, or knit group. Bring what you're working on, sit up at the table in front by the window and work on your projects for awhile. You can get advice & suggestions from your fellow quilters and share your experiences about your projects.

\*\*\*\*\*

### **Knit Pickers' Club FREE!**

This is another get-together class to sit & knit, work on our projects, share information and get some help. We will share techniques, suggest patterns, but mainly we'll sit & knit (or pick). We are discussing trying to do a group project-meaning everyone does the same pattern. Each month we will learn a different pattern, make it into a square and eventually put all the squares into one project-afghan, scarf, bag, etc. 2nd & 4th Wednesdays, 3-7.

\*\*\*\*\*

**Block of the Month Club FREE!**

First Saturday of the Month, 10:30-11:15. Join at any time. You get a free fat quarter if you come to class with the previous month's completed block.

\*\*\*\*\*

**Monthly Mini Club FREE!**

First Saturday of the Month from 4-6.

This year we are going to do several different wall hangings. These will be kitted with all of the necessary fabrics and patterns. We will work on the same wall hanging for 2-3 months. You can choose to do one or all of them (I think I have 4 scheduled). In class we will learn various machine applique techniques to use on the blocks and some of the kits come with embellishments, so we will discuss how to add the embellishments to the quilts.

\*\*\*\*\*

**Toad Toters Club**

On full moon days (as noted in the calendar) you will get 20% off all purchases (not otherwise discounted) that you can fit in your bag. You must bring your bag to participate.

Full Moon Days: January 20 , February 19 , March 20, April 19, May 18.

**Discount Policy**

We will honor only one discount -- whichever is largest. You can't combine a 10% with a 25% discount to get a 35% discount. On this we can't be bribed.

**Color of the Month**

January red; February purple; March green; April yellow; May white.

Join the fun and come feel the difference of quality fabrics.

Happy quilting!

Sincerely, Barbara Boyer

Around the Block

307-433-9555

[www.aroundtheblockquilts.com](http://www.aroundtheblockquilts.com)