



March 1, 2019

It's one of those news weeks where we are trying to find anything but politics to watch, in order to escape what is happening in politics. Actually, that could be said for most of the last two years. But this week both the political and the nonpolitical news have been stranger than usual.

For example, hallway pizza guy. A young guy was caught eating pizza out of a box out in the hallway during the Michael Cohen hearing. And the video went viral. When I read the headline, I thought it was going to be about some pizza deliver guy bringing pizza to people who were attending the Cohen hearing, and then he starts dancing or shouting or making a scene or actually something funny. Nope. He was just a guy eating pizza out of a box. Wow. And that little video went viral, got on the morning news shows and got a headline on msn.com. Clearly we are desperate.

Then there is the guy who has a family of white lions on his farm in South Africa. He apparently takes tourists around the farm on a golf cart to show them the lions. In the video, he is seen hugging an adult male lion, while the rest of the pride comes up to greet him. All the while, the tourists, including a baby, sit in the golf cart nearby (3-4 feet) and watch and film. The owner says he keeps the lions well fed and that the lions even play with his dog. He didn't say how many dogs he has had over the years....but that's just my instant reaction to any situation where you get up close & personal with a wild animal, while bringing your young children, or in lion terms, food, along for the ride. It kinda falls into the category of advice to tourists in Yellowstone: Don't pet the bison.

In other nonpolitical news....although in the golf world this is a bit controversial....a golfer got thrown out of the tournament because he was using "greens reading materials that did not fit the new scale allowed." This needs interpretation. The "greens reading material" is code for a book that tells the golfer how far away the hole is from any given tee off spot. The golf group in charge of such things limited the scale to 3/8" per each 5 yards.

Think of an atlas that has a scale of how many miles equals an inch on the map. In addition, the book can't be more than 7" X 4 ¼" big. So this golfer was using an old book that didn't conform to the new rules. So, on the 15th hole, they kicked him out of the tournament. To be fair, he should have known this because the rules went into effect in January. But I'm not sure anyone thought being forced to retire from a tournament would be the result.

Then a 60-year-old guy faked an abduction because he owed money on Super Bowl bets. When I first read the headline, I mentally inserted the word "alien" into the headline. But I continued scrolling through the news, I thought, why would anyone say they were abducted by aliens just to get out of paying a losing bet. No one would believe that. So I reread the headline and realized that the guy tied himself up to fake a kidnapping. And of course, that made sense.

We could talk about the Oscars, and Bradley Cooper and Lady Gaga and The Green Book, and the weird puppet gown, and the no host. Or about the woman who thought she had kidney stones until she discovered she had a full term baby ready to pop. Or about the Hoodwinker Sunfish that turned up on a southern California beach. This is a fish out of water, so to speak. It's huge and shouldn't have been in California waters. And it is a relatively newly discovered species of Sunfish. There are pictures. Go take a look.

All of these stories are a lot more fun to talk about. Or at least they are pleasantly or absurdly distracting. And along those lines, meaning things that are absurd....

Becca's gone & done it. She's got her own Instagram account. And email. I don't know what this world is coming to. Becca's Instagram handle is smallredandcute. And her email is smallredandcute@gmail.com. There will be pictures. Stay tuned and follow her adventures on Instagram.

Northcott Stonehenge is here!

Two Upcoming Contests!

FIRST: Springtime in the Rockies, our annual April shop hop event, is sponsoring another challenge with prizes attached. This year's theme is Camping! Roasting marshmallows, boating on the lake, catching fish, pitching a tent, sleeping under the stars. Design your own project or use a


commercial pattern. Wall hangings, totes or other interpretations of a camping theme no larger than 60" X 60" will be accepted and must be turned in by April 8. Projects will hang at the Springtime in the Rockies Shop Hop at the Ranch, April 19 & 20. Gift Basket Prizes awarded: \$75 1st; \$50 2nd; \$25 3rd.



A few rules: Projects must be made by entrant and made within the last 12 months.

SECOND: Northcott fabrics is holding a quilt challenge to celebrate 10 years of their fabric line, Stonehenge. This challenge runs from March 15-Sept 30. Participating stores will design and kit a block. Your challenge is to use at least 12 blocks & make a quilt, no size limit on the final quilt. The Grand Prize winner will get a 9-day trip for two to England to visit Stonehenge. Separately, there is a second contest involving the Stonehenge panel that is local to each participating store. Deadline for making a quilt with the panel is November 30. Each store will choose a winning quilt, and submit the winner to Northcott. Northcott will then choose 10 winners and will award each winner \$100. When the fabric gets here, I will send out an email. Heads up: the panel will be popular, mainly because of our upcoming One Block Wonder Panel class. I am not preselling this fabric, but if you are interested, please let me know, make sure I write down how many panels you want. I can reorder this fabric. See me for more details.



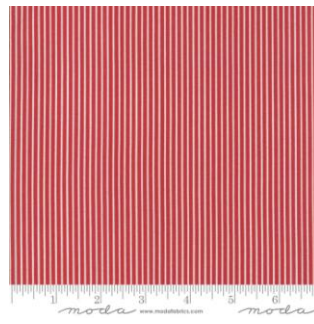
WHAT'S NEW!!

From P & B:





From Moda:



This is a 1 1/2" roll,
called a Honey Bun.



From P & B:





From Paintbrush:




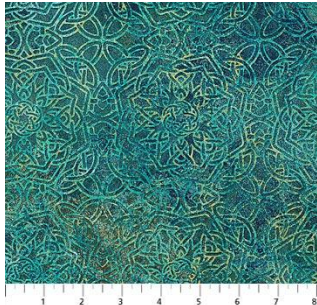

On these fabrics, I only have the yellow on the bolt. The other 2 are examples of other fabrics that are in the 18 fat quarter bundle.





From Timeless Treasures:





Trust me: Those are 2 different blacks with patterns on them. They aren't solid. The 3 fabrics above are ombres.


From Northcott:






From Hoffman:


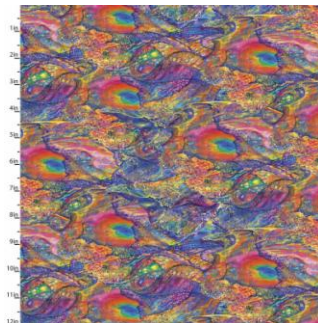






From Timeless:



From 3 Wishes:




From Alexander Henry:






From In The Beginning:



From Robert Kaufman:



We're kitting this with 30s fabrics for a quick & easy quilt.

SIGN UP FOR LONG ARM QUILTING CLASSES TODAY!

Classes are on Wednesdays and some Saturdays: 10:30-1:30; 2:30-5:30, or 6-8:30. Check the calendar for dates. Only 4 to a class.

Rentals have started for those who have taken the class. Tuesdays and Fridays, and a couple of Saturday and Sunday rentals. Check the calendar for rentals. Generally, there are 2 rentals times per day: 10:30-2 and 2:30-6. \$25/hr or \$85 for 3 1/2 hours. \$50 minimum. Plus \$5/bobbin for thread. Most quilts (double and smaller), even for beginners, will take about 2 1/2-3 hours. We will discuss what you plan to do on your quilt and will help you estimate how long it will take.

Class descriptions follow the calendar, so keep scrolling. Classes are listed alphabetically.

March 2019

Sunday	Monday	Tuesday	Wednesday	Thursday	Friday	Saturday
					1	2 BOM 10:30 Paper Pieced Tulip 12-4 Monthly Mini 4-6
3 Closed	4	5 Hand work Club 2-4 Long Arm Rental Day	6 Long Arm Quilt classes 10:30-1:30; 2:30-5:30; OR 6-9	7 Live Each Season Wool Applique Wall hanging Spring 1-4 Beginning Quilt 6-9	8 Open sew 3- 7 Long Arm Rental Day	9 Embroidery Club 10-noon Potluck II 1-5
10 Beginning Quilt 1-4	11	12 Hand work Club 2-4 Long Arm Rental Day	13 Spoon Quilting 10-noon Knit Pickers' Club 3-7	14 Beginning Quilt 6-9	15 Long Arm Rental Day	16 One Block Wonder Panel 10:30-5 National Quilt Day
17 Beginning Quilt 1-4	18	19 Hand work Club 2-4 Long Arm Rental Day	20 Attic Window Basics 10:30- 4	21 Project Day: Wool Needle Case #2 1-5 Beginning Quilt 6-9	22 Open sew 3-7 Long Arm Rental Day	23 Log Cabin Cabins 10:30-5
24 Beginning Quilt 1-4	25 Grandmother's Flower Garden English Paper Piecing & Hand Piecing 2-4	26 Hand work Club 2-4 Long Arm Rental Day	27 Knit Pickers' Club 3-7	28	29 Long Arm Rental Day	30 One Block Wonder Panel 10:30-5
31	Color of the month: green					

April 2019

Sun	Mon	Tues	Wed	Thurs	Friday	Sat
	1 -	2 Hand work Club 2-4 Long Arm Rental Day	3 Long Arm Quilt classes 10:30-1:30; 2:30-5:30; OR 6-9	4 Beginning Machine Quilting 1-4 OR 6-9	5 Long Arm Rental Day	6 BOM 10:30 Cat's Play 12-4 Monthly Mini 4-6
7 Closed	8	9 Hand work Club 2-4 Long Arm Rental Day	10 Knit Pickers' Club 3-7	11 Live Each Season Wool Applique Wall hanging Spring 1-4	12 Open sew 3-7 Long Arm Rental Day	13 Embroidery Club 10-noon Potluck II 1-5
14 Fantasy Forest 1-4	15	16 Hand work Club 2-4 Long Arm Rental Day	17	18	19 SHOP HOP Good Friday	20 SHOP HOP
21 Closed Easter	22	23 Hand work Club 2-4 Long Arm Rental Day	24 Knit Pickers' Club 3-7	25 Beginning Paper Piecing 1-4 OR 6-9	26 Open sew 3-7 Long Arm Rental Day	27 Cat's Play 10:30-1:30 Mystic Garden 2-6
28 Fantasy Forest 1-4	29 Grandma's Flower Garden English Paper Piecing & Hand Piecing 1-4	30 Hand work Club 2-4 Long Arm Rental Day				Color of the month: yellow

May 2019

Sunday	Mon	Tues	Wed	Thurs	Fri	Sat
			1 Long Arm Quilt classes 10:30-1:30; 2:30-5:30; OR 6-9	2 Beginning Machine Applique 1-4 OR 6-9	3 Binding 1-4 Long Arm Rental Day	4 BOM 10:30 Long Arm Rental 12-4 Monthly Mini 4-6
5 Closed	6	7 Hand work Club 2-4 Long Arm Rental Day	8 Knit Pickers' Club 3-7	9 Live Each Season Wool Applique Wall hanging Summer 1-4	10 Open sew 3-7 Long Arm Rental Day	11 Embroidery Club 10-noon Potluck II 1-5
12 Mother's Day	13	14 Hand work Club 2-4 Long Arm Rental Day	15	16 Project Day: Needle Case #3 1-5	17 Long Arm Rental Day	18 Fan Faire 10:30-5
19	20	21 Hand work Club 2-4 Long Arm Rental Day	22 Knit Pickers' Club 3-7	23 Project Day: Needle Case #3 1-5	24 Open sew 3-7 Long Arm Rental Day	25 Mystic Garden Retreat 10:30-6
26 Mystic Garden Retreat 1-5	27 Mystic Garden Retreat 10:30-6 Memorial Day	28 Hand work Club 2-4 Long Arm Rental Day	29	30 Project Day: Needle Case #3 1-5	31 Long Arm Rental Day	Color of the month: whites

Spring Classes

Attic Window Basics Wed Mar 20, 10:30-4 Barb Boyer \$20

This class will give you the basics of cutting & sewing the Attic Widow block. We will practice the mitered corners on scrap fabrics first, before you start on your own quilt. You can take a panel & make it into a window pane quilt; you can do an I Spy quilt with attic window treatment on all four sides, or just put a mitered border on a quilt. Your choice.

Beginning Machine Applique Thurs May 2, 1-4 OR 6-9 \$25 Barb Boyer

So many quilts use applique these days. Learn the ins and outs of machine applique, from points to curves. We will practice the button hole/blanket stitch, satin stitch, and you can also play around with your decorative stitches. Threads, fusibles and stabilizers will be discussed.

Beginning Machine Quilting Thurs April 4, 1-4 OR 6-9 \$25 Sue Frerich

Be prepared to quilt! You will practice your quilting skills on various samples, using both your walking foot and darning foot. Batting, threads, needles and patterns will be discussed. Who knows? By the time you leave you may even be able to write/quilt your name!

Beginning Paper Piecing, Thur April 25, 1-4 or 6-9 Sue Frerich \$20

Learn the basic of paper/foundation piecing. This is a technique class where you will learn how to cut, sew & trim - all the essential steps for successful paper piecing. If you are not sure about stepping into a big paper piecing project and just want to learn the basics, this is the class for you.

Beginning Quilting Thurs. starting Sun Jan 27 1-4 OR Thur Jan 31 6-9 8 weeks \$65 Barb Boyer

This comprehensive 8-week course will introduce to you almost everything you need to know about piecing a quilt top. Along the way you will learn about color, batting, thread, machines and various techniques to give you the skills to make almost any quilt.

Binding May 3, 1-4 Barb Boyer \$20

This is an extended binding class. You will learn how to cut bias & cross grain bindings, how to sew it on including mitering the corners and joining the ends, & how to hand stitch the final side. Then in class, you will attach a binding to your own quilt. You will need to have a small project quilted & ready for binding.

Block of the Month First Sat of month 10:30-11:15 FREE Barb Boyer
Join at any time. You get a free fat quarter if you come to class with the previous month's completed block. This year we're making a black & Y

white + one color quilt. The challenge, if you choose to accept it, is work within the black & white palette (plus one color placed where ever you like). For the color choice, we are drawing paint chip cards, covered in newspaper so you can't see what color you're getting. But...if you don't like the color you've drawn you can 1) swap with a neighbor, or 2) draw a new color. And if you just can't bring yourself to work in neon green and no one will swap with you, you can just choose your own color.

Cat's Play Sat April 6 & 27, 10:30-1:30 Sue Frerich \$20

This is a small wall hanging, designed to teach a particular machine applique technique. In the first class you will learn how to make the block. It's easy and you will get a lot done in class. By the second class, you should have your quilt finished and the class will concentrate on the applique technique. This is a turned edge method for machine applique, which results in a finished, not a raw edge, applique.




Fancy Forest, an Elizabeth Hartman quilt Sun April 14 & 28, 1-4 Sue Frerich \$25

This is a delightful sampler quilt featuring animal blocks: Fancy Fox, Hazel Hedgehog, Bunny, Thistle, Francis Firefly and Allie Owl. This fat quarter friendly project is sewn with simple straight and diagonal seams with no templates or paper piecing. Just so you know, the fabrics line from In the Beginning choice for some of the animals. You quilt in baby, wall hanging or bed



Diaphanous would be a great can make the size.



FanFaire Sat Jean Korber \$25 template piecing. month. Each blocks. Every

May 18, June 15, July 20 10:30-5 This quilt is a Krista Moser quilt, no FanFaire, is a 4-month block of the block is made twice totaling twelve block teaches you a new way to use the Creative Grids 60 Degree Diamond Ruler, designed by Krista Moser. Cut a combination of diamonds, triangles, hexagons, parallelograms and trapezoids to create this fun quilt, and all with one ruler! This quilt goes together fast and is oh so striking!

Grandmother's Flower Garden, English

Paper Piecing last Monday of each month, 2-4 Barb Boyer \$20 (one time fee)


We will teach the basics of English Paper Piecing, the simple & easy way to hand piece. English paper piecing dates back to the early 1800s. It is a hand sewing method that uses paper templates to help sew complex angles together, like hexagons. Any number of different designs can be made, including Grandmother's Flower Garden-this is the pattern we're doing this year. We will also show how to hand piece the traditional way, also, if you are interested.



Hand Applique/Back Basting TBA Sandra Freeburg

Feb 13, 10-noon \$25 or call for other dates

Back basting is a template free method of needle turn applique. No slippery freezer paper or chalked lines on top that never seem to get turned under quite right. This method is especially great for traveling, because your pieces will be basted onto your background -- no need for pins to get in the way. This class is great for beginners and all levels of appliquers. Don't let hand applique frustrate you. It's really easy and relaxing!



Hand Embroidery Club 2nd Sat. of the month, 10-noon FREE Kathy Sconce

If you want to learn to hand embroider or just brush up your technique, join us on the second Saturday of the month from 10 to noon. You can work on your own projects or you can join the project we are doing. This year we are following a purchased pattern called Gardner's Alphabet Quilt Block of the Month by Crabapple Hill. We will explore a variety of embroidery stitches for each block each block (2 letters per month), plus we will learn how to color with regular crayons to enhance the blocks. Each month Kathy Sconce shows us a new stitch to try, plus, she guides us through thread choices, how to knot, fabrics to use, and tracing techniques.



Hand Quilting Jan. 16, 10-noon Sandra Freeburg \$25 Watch the calendar or call for other dates

Hand quilting is an art that should not be lost. By the end of Sandra's class you will be hand quilting with confidence. Everyone has at least one special quilt that calls out for hand quilting. And there is nothing better than the feel of a hand quilted quilt. Do yourself a favor and learn this art that connects us to our past -- our mothers, grandmothers and great grandmothers.

Knit Pickers' Club 2nd and 4th Wed of each month, 3-7 Carol Moler


We are changing up the Knit Pickers' Club. We're going to knit 2 days a month every second and fourth Wednesday, and we'll start earlier in the day at 3. For those of you who work, we'll still be knitting 'till 7. The Club is open to all skill levels. We want to share what we've learned, find new patterns, and simply just sit and knit. We work on some felting projects, fingerless mittens, mittens, and socks. And we are working on a group project-meaning everyone does the same pattern. Each month we will learn a different pattern, make it into a square and eventually put all the squares into one project-afghan, scarf, bag, etc.

Live Each Season Wool Applique Thurs: Jan 10, Feb 7, Mar 7, April 11, May 9 (& rest of year) 1-4 Barb Boyer \$20

This wool wall hanging has 4 rows: Spring, Summer, Fall & Winter. We will start with the Winter Row in January. We will take 2 months per row, and we'll take July & August off. You will learn wool applique, various embroider stitches, and how to add fun embellishments to your wall hanging.



Log Cabin Cabins or Cabins in your Log Cabin Quilt, Sat Feb 23 & Mar 23, 10:30-5 Barb Boyer \$20
This is the second log cabin quilt we will make this year. This quilt, from Judy Martin's Log Cabin Quilt Book puts cabins into the corners of the log cabin blocks for a very striking & different log cabin quilt.



Long Arm Quilting Classes Wednesdays from 10:30-1:30, 2:30-5:30 or 6-8:30 Barb Boyer \$30 (check calendar for specific times & dates)
In this class you will learn all about the Nolting long arm quilting machines: loading, threading, quilting. I'll demonstrate how to load and thread, set stitch length, change tension, wind and load bobbins. Then I will load a practice quilt onto the machine and show how to do hand guided quilting. Each student will be given at least 15-20 minutes of practice time. (Each class is limited to 4 students). You will be able to do free hand quilting plus you can practice following a pantograph. Any quilter who wants to rent to machines must take this class first, regardless of whether you have experience on a long arm machine. This class is not designed to teach you everything there is to know about long arm quilting-it's just a start.

Machine Applied Binding Mon April 8, 1-4 \$20 Jean Korber
Jean will teach 2 different machine applied bindings. One style uses cording to help keep the binding straight & true. The other uses a flange,


for a two-toned binding. Putting binding on by machine cuts your time more than in half-and by using cording, you can have a perfectly applied binding with no messy "oops" where your stitching just didn't quite catch the binding on the back side. And, you will have time to cut and attach one of these bindings on your own quilt, so bring a small quilt that is ready for binding to class, so you will get some hands on practice.

Monthly Minis First Saturday of the Month, 4-6
This year we are going to do several different wall hangings. These will be kitted with all of the necessary fabrics and patterns. We will work on the same wall hanging for 2-3 months. You can choose to do one or all of them (I think I have 4 scheduled). In class we will learn various machine applique techniques to use on the blocks and some of the kits come with embellishments, so we will discuss how to add the embellishments to the quilts. First quilt: Change of plans: first quilt are hummingbirds. Second quilt will be Snowmen! (we will do the snowmen in **April**)



Mystic Garden Sat. April 27, 2-6, then a quilt retreat weekend at the shop, May 25-26, 10:30-6. Barb Boyer \$30.

This quilt uses the In the Beginning Diaphanous fabrics (most of them). This is a color wash styled quilt, with appliqued circles. I will teach a different turned edge applique method, suitable for blind hem stitch. The tough part of the class is not the piecing or the applique: it's keeping the fabrics in the right order. Thus, the retreat, so you don't have to take down your fabrics in between classes.




One Block Wonder Panel Quilt
Class Reunion Jan 26, 4-6 Then
class is Feb. 16, Mar 16, and Mar.

30, 10:30-5 Sue Frerich \$25


For all of you who missed the class before, you don't want to miss this class. First we'll have a trunk show to showcase all of the One Block Wonder Panel quilts you've done over the last couple of years.

Everyone is invited to come see all the wonderful quilts--which means, everyone who has taken the class, get your quilt tops done! You have a month to go before the reunion! The next class starts in February, so sign up early to make sure you get a space--which is limited for this class. And start choosing your panels for your own One Block Wonder Panel Quilt.



Paper Pieced Tulip Sat Mar 2, 12-4 Sue Frerich \$25

You will learn to make this beautiful tulip block and you can turn it into a wall hanging or make more for a quilt. This class is suitable for beginning (see also Beginning Paper Piecing). The book also has more paper pieced flowers, so once you learn how to paper piece, you can make any of the other flowers in the book.



bed sized quilt.
paper piecers
The required
flowers, so once
can make any of


Potluck

II Second Saturday of the Month, 1-5 Ginger Newman \$20

This is a free form, with some structure, class. It involves scraps, color, free form techniques, make it work anyway you want, and liberated thinking. I've never had so much fun and we want everyone to try this style and join the fun. This spring we are adding a twist: We are going to "collaborate" on a different block each month, selection chosen at random out of a hat. The challenge is make at least one block that you can 1) use into your quilt, 2) trade with a class member or 3) save it in your parts department for later. We will teach the blocks from Gwen Marston Collaborative Quilting book.



6 1/2" x 8 1/2"




Project Day: Jan 24, Feb. 21, Mar 21, May 23 & 30,
1-5 Barb Boyer \$20/per class
On Project Day for Spring, we are doing needle cases.

The first project is a little needle case in wool, with a cat (or other applique of your choice) (no picture of this case) appliqued on top. This project will be kitted with the wool and embroidery threads - everything you need to make the needle case. The second needle case is from a pattern by Sue Spargo. This needle case will not be kitted, but we have plenty of wools for you to choose. This needle case is very colorful and we want you to choose your favorite colors for making the case. We will teach the stitches and we'll have in stock Sue Spargo's Creative Stitchery book. The last needlecase project is out of the Stitches from the Yuletide by Kathy Schmitz. This is a two session class: one session for the needlework and one to make the bag. We will add a session if needed. This needlecase will not be kitted either.

Sew Simple Pineapples Thur Feb 28, 10:30-4

Daenette More \$20

Most quilters have the Pineapple Block as one of their bucket-list quilts they want to accomplish. Daenette has great tricks & tips to making this block. You don't want to miss the class!



Spoon Quilting Wed. Mar 13, 10-noon. \$25 Sandra Freeburg

No more sore fingers! Learn to Spoon Quilt, with a special spoon quilting tool. This tool helps you keep your stitches tiny and even without pricking your finger. Need to have basic quilting skills (rocking motion quilting).

Nolting Longarm Machines

Nolting has 5 main machines, each with different reaches: from 17" to 30" depending on the machine. They are sold with or without a frame, but after I saw & helped set up one of the steel frames this week, I recommend buying the frame. All machines, except for the Standard-- the most economical machine-- have a stitch regulator. I recommend a stitch regulator. All machines can be equipped with a computer and there are a couple of different ones to choose from. In addition, you can get an extended table base so that you can use rulers, you can get larger bobbins on some of the models and on the frames you can get hydraulic lifts to raise and lower the tables. In the coming weeks, I will print out more information on each model.

The best entry level machine is the Fun Quilter. It comes in 17", 20" & 23" reach. It comes with the Intellistitch Equalizer stitch regulator, standard speed control, needle up/down, and fixed handles in the front & rear. This machine can also be equipped with a computer.



The Pro Machine has the Intellistitch Turbo stitch regulator, single stitch option, standard speed control, needle up/down and customizable handles in the front & rear. The Pro Machine comes in 20", 24" and 30" reach with 10-12" of inside height. There are easy dials on the front to set stitch length and other options. This machine can also be equipped with a computer.



The NV Machine is the newest in the fleet of Nolting machines. This machine has a touch screen with programmable stitch regulation. You can stitch in 4 different stitch modes plus single stitch and needle up/down. It also has an adjustable brightness LED work light. This machine can also be equipped with a computer.



Nolting also has a commercial machine with the Intellistitch Equalizer stitch regulator, standard speed control, needle up/down, and fixed handles in the front & rear. This machine can also be equipped with a computer.

CLUBS

HAND EMBROIDERY CLUB-FREE!

If you want to learn to hand embroider or just brush up your technique, join us on the second Saturday of the month from 10 to noon. You can work on your own projects or you can join the project we are doing.

Hand Work Club-FREE!

Every Tuesday afternoon from 2-4, join us to just sit & hand stitch, crochet, bind, or knit group. Bring what you're working on, sit up at the table in front by the window and work on your projects for awhile. You can get advice & suggestions from your fellow quilters and share your experiences about your projects.

Knit Pickers' Club FREE!

This is another get-together class to sit & knit, work on our projects, share information and get some help. We will share techniques, suggest patterns, but mainly we'll sit & knit (or pick). We are discussing trying to do a group project-meaning everyone does the same pattern. Each month we will learn a different pattern, make it into a square and eventually put all the squares into one project-afghan, scarf, bag, etc. 2nd & 4th Wednesdays, 3-7.

Block of the Month Club FREE!

First Saturday of the Month, 10:30-11:15. Join at any time. You get a free fat quarter if you come to class with the previous month's completed block.

Monthly Mini Club FREE!

First Saturday of the Month from 4-6.

This year we are going to do several different wall hangings. These will be kitted with all of the necessary fabrics and patterns. We will work on the same wall hanging for 2-3 months. You can choose to do one or all of them (I think I have 4 scheduled). In class we will learn various machine applique techniques to use on the blocks and some of the kits come with embellishments, so we will discuss how to add the embellishments to the quilts.

Toad Toters Club

On full moon days (as noted in the calendar) you will get 20% off all purchases (not otherwise discounted) that you can fit in your bag. You must bring your bag to participate.

Full Moon Days: January 20 , February 19 , March 20, April 19, May 18.

Discount Policy

We will honor only one discount -- whichever is largest. You can't combine a

10% with a 25% discount to get a 35% discount. On this we can't be bribed.

Color of the Month

January red; February purple; March green; April yellow; May white.

Join the fun and come feel the difference of quality fabrics.

Happy quilting!

Sincerely, Barbara Boyer

Around the Block

307-433-9555

www.aroundtheblockquilts.com