


## Sneak Peek of our Row By Row

digital & fabric versions



The theme is Taste the Experience. Our row is called S'More Camping! If you look closely, the tent fabric has sticks with marshmallows on it. When we run out of that fabric, we will have to substitute for something else. So if you're interested, don't wait too long. I can sell kits starting June 17. They are \$15.



## Spring Market Sale! Tomorrow is the last sale day

We are not doing a "traditional" market party because, being just one person at market this year, I didn't collect as much fun stuff as 3 people can. But we have new patterns, wool, fabric, thread, sashiko fabric, and lots of literature and things to look at. All of the Market products that I have will be on sale at 20% off for the next two weeks: June 1-15. If more Market orders arrive between now & then, I will continue to add to the sale.

In addition, if you see other patterns (from the brochures) that you like, I will take orders (with a 20% discount, of course). I cannot promise that I get in everything--so on items that I am not sure about, I won't have you pay until it arrives. (This has a lot to do with minimum order dollar amounts vs whether I can get items from my distributor.) On other items, I will need a 20% deposit.

There are a few things that won't come for months. I will not take preorders for any of that because until it gets here I don't know if it will get here--if you catch my drift.

June 7, 2019

Becca has been up to something all week. I'm not sure what is going on, but I think it involves phones, Alexa and pet food. I'll keep you posted.

In the meantime, we have space stuff to discuss.

A massive asteroid the size of a football field is headed our way. But, according to NASA, there is no reason to panic. Yet.

First of all, something that big, apparently is really not that big. According to NASA, there are bigger ones out there, so don't sweat the small stuff. Remember the small car asteroid that hurtled into the ocean just past the Australian Coast and the reports that it exploded with the force of a nuclear bomb? I can't imagine what the impact of an asteroid the size of a football field would be. So anything bigger than a small car is rather terrifying.

Second, while this asteroid is on the Risk List - and yes, that's capital R and capital L - it only has a 1 in 7,299 (not 7,300) chance in hitting us. Your risk of getting killed by fireworks is 1 in 340,733. Although in Wyoming, I'm betting that risk is a lot less. I don't know if they have skewed the stats for states that allow fireworks vs states that don't. If they haven't they should.

And third, it's still more than 4.2 million miles away. Don't breathe a sigh of relief, though, thinking that this asteroid won't pass by earth in your lifetime. ETA on this asteroid is September 9.

The ESA (European Space Agency) hires the same PR people as NASA, I think, because their comforting words were, "If the asteroid does hit Earth, it wouldn't be until September 9, 2019, at 7:03 a.m." If, being the operative word. Great. We still have 3 months to live.

But don't despair. NASA, FEMA and other organizations meet up once a month to discuss plans in case an asteroid is likely to hit earth. They don't get too excited until the chances are 1 in 100. What worries me a bit is that they never predicted the May 21 fireball asteroid that exploded over Australia. Granted, it didn't hit the earth but if it had exploded over land and not the ocean it would have caused damage. And granted it was the size of a small car and not a football field. So, no worries, I guess.

But I'm sure NASA and ESA and FEMA and other organizations have this all under control.

Kinda like I'm sure Becca isn't up to anything, out in the dog house that she doesn't use, talking on the cell phone whose service I discontinued.

Right.

P.S. Jupiter will be arriving in the night sky on Monday. It comes up in the east when the sun sets and goes down in the west when the sun rises. It is on its closest path with the earth and basically exactly opposite of the sun. With good binoculars you might even be able to see 4 of its moons. They will look like specks. With a telescope you should be able to see the color bands that make up the planet and the big red spot.


## STONEHENGE CONTEST!

Northcott fabrics is holding a quilt challenge to celebrate 10 years of their fabric line, Stonehenge. This challenge runs from March 1 5-Sept 30.

The block is 12" finished and the kit is \$5. We are currently out of kits and fabric. I'll let you know when more comes in.





## WHAT'S NEW!!



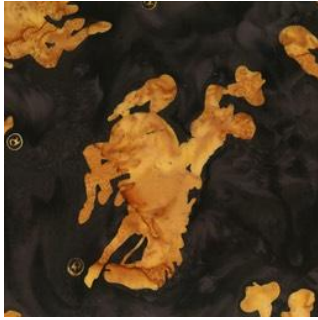
NOTE: The red & black check probably 't be won't be around long, so plan your Christmas projects soon.

From P&B:



From Hoffman:



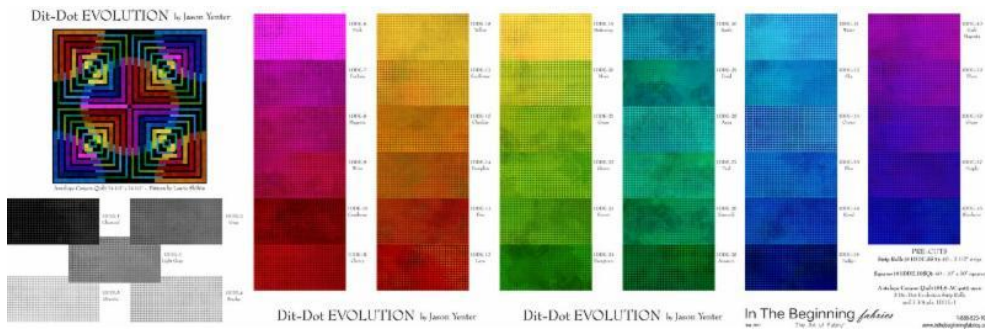


From Rachels of Greenfield:







From In the Beginning:



The whole collection is not here yet, but should show up next week. Half of the colors are here--the half for the Teapot Sampler Quilt.



From Windham:

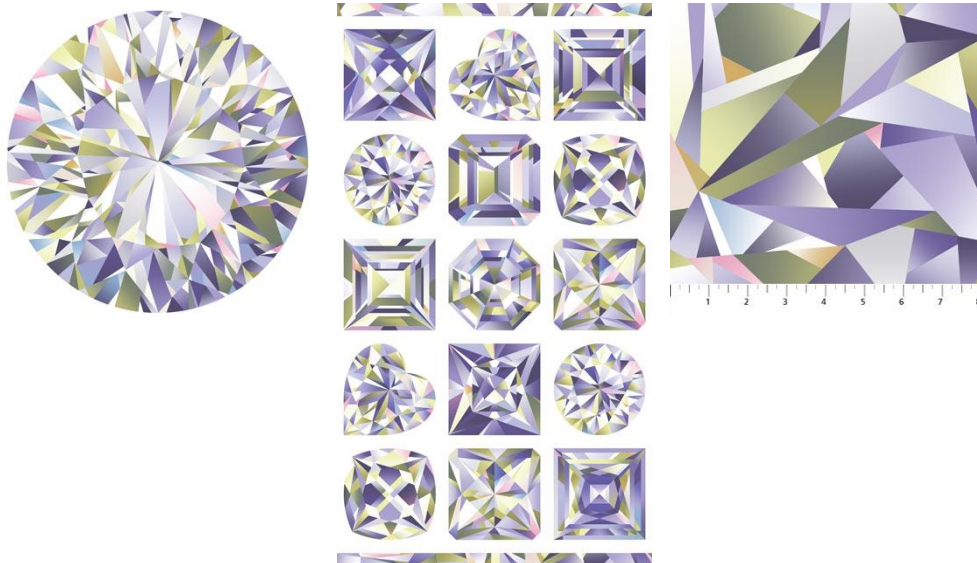








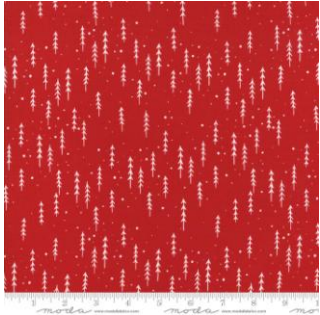
The above 3 bolts of fabric: Originating in South Asia, **Kantha** is a centuries-old form of embroidered quilt making. Traditionally, Kantha was handmade by women and passed down from generation to generation, much like a lovingly pieced quilt. Our unique Kantha is two-ply with simple, hand embroidered running stitches throughout. Embroiderers of this two-layer cotton fabric do not use hoops or frames which gives the fabric a wavy, slightly wrinkled effect. You can use our Kantha fabric for a variety of projects: quilts, bags, table toppers, pillow covers, jackets and even upholstery! Save the scraps to use as patches for jackets and jeans. The possibilities are endless!

From Northcott:





From Moda:




From Henry Glass:








From Hoffman:




A few things you can do with the Around Town collection (hoffman collection shown above):






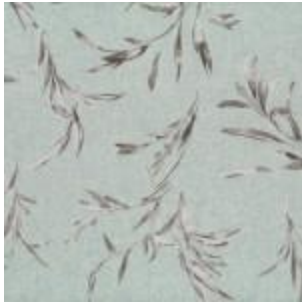


From Henry Glass:



From Lecein:








From Windham:



Cork!







## SIGN UP FOR LONG ARM QUILTING CLASSES TODAY!

Classes are on Wednesdays and some Saturdays: 10:30-1:30; 2:30-5:30, or 6-8:30. Check the calendar for dates. Only 4 to a class.

Rentals have started for those who have taken the class. Tuesdays and Fridays, and a couple of Saturday and Sunday rentals. Check the calendar for rentals. Generally, there are 2 rentals times per day: 10:30-2 and 2:30-6. \$25/hr or \$85 for 3 1/2 hours. \$50 minimum. Plus \$5/bobbin for thread. Most quilts (double and smaller), even for beginners, will take about 2 1/2-3 hours. We will discuss what you plan to do on your quilt and will help you estimate how long it will take.

**Class descriptions follow the calendar, so keep scrolling.  
Classes are listed alphabetically, by month.**

June 2019						
Sun	Mon	Tues	Wed	Thurs	Fri	Sat

						1 BOM 10:30 Teapot Sampler 1-4 Monthly Mini 4-6
2 Closed	3	4 Hand work Club 2- 4 Long Arm Rental Day	5 Long Arm Quilt classes 10:30-1:30; 2:30-5:30; OR 6-9	6 Live Each Season Wool Applique Wall hanging Summer 1-4	7 Long Arm Rental Day	8 Embroidery Club 10-noon
9 Beginning Quilt 1-4	10 Paper Bag Log Cabin 10:30-5	11 Hand work Club 2- 4 Long Arm Rental Day	12 Knit Pickers' Club 3- 7	13 Beginning Quilt 1-4	14 Open sew 3- 7 Long Arm Rental Day	15 Fan Faire 10:30- 5
16 Beginning Quilt 1-4 <a href="#">Father's Day</a>	17 Froggy Quilt 10:30-4 Full Moon	18 Hand work Club 2- 4 Long Arm Rental Day	19	20 Beginning Quilt 1-4	21 Long Arm Rental Day	22 Turning 20 10:30-4
23 Beginning Quilt 1-4	24 English Paper Piecing & Hand Piecing 1-4	25 Hand work Club 2- 4 Long Arm Rental Day	26 Knit Pickers' Club 3- 7	27 Beginning Quilt 1-4	28 Open sew 3- 7 Long Arm Rental Day	29 Bear-y Quilt 10:30- 4

30 Beginning Quilt 1-4						Color of the month: blue
---------------------------	--	--	--	--	--	-----------------------------------

July 2019						
Sunday	Mon	Tues	Wed	Thurs	Frid	Sat
	<b>1</b>	<b>2</b> Hand work Club 2-4 Long Arm Rental Day	<b>3</b> Long Arm Quilt classes 10:30-1:30; 2:30-5:30	<b>4</b> <b>Closed</b>  <a href="#">Independence Day</a>	<b>5</b> Long Arm Rental Day	<b>6</b> BOM <b>10:30</b> Teapot Sampler 1-4 Monthly Mini 4-6
<b>7</b> Closed	<b>8</b> Jelly Roll Race 10:30-4	<b>9</b> Hand work Club 2-4 Long Arm Rental Day	<b>10</b> <b>Knit Pickers'</b> <b>Club 3- 7</b>	<b>11</b> Beginning Quilt 1-4	<b>12</b> Open sew 3-7 Long Arm Rental Day	<b>13</b> Embroidery Club 10-noon  <b>Fan Faire 11:30-6</b>
<b>14</b> Beginning Quilt 1-4	<b>15</b>	<b>16</b> Hand work Club 2-4 Long Arm Rental Day Full Moon	<b>17</b>	<b>18</b> Beginning Quilt 1-4	<b>19</b> Long Arm Rental Day	<b>20</b> Fan Faire 10:30- 5
<b>21</b> Beginning Quilt 1-4	<b>22</b>	<b>23</b> Hand work Club 2-4 Long Arm Rental Day	<b>24</b> <b>Knit Pickers'</b> <b>Club 3- 7</b>	<b>25</b> Beginning Quilt 1-4	<b>26</b> Open sew 3-7 Long Arm Rental Day	<b>27</b> Mexican Star 10:30-4



<b>28</b> Beginning Quilt 1-4	<b>29</b> English Paper Piecing & Hand Piecing 1- 4	<b>30</b> Hand work Club 2-4 Long Arm Rental Day	<b>31</b>			<b>Color of the month: Christmas</b>
-------------------------------------	---	---	-----------	--	--	--

<b>August 2019</b>						
<b>Sunday</b>	<b>Mon</b>	<b>Tues</b>	<b>Wed</b>	<b>Thurs</b>	<b>Frid</b>	<b>Sat</b>
				<b>1</b> Beginning Quilt 1-4	<b>2</b> Long Arm Rental Day	<b>3</b> BOM 10:30 Teapot Sampler 1-4 Monthly Mini 4-6
<b>4</b> Closed	<b>5</b>	<b>6</b> Hand work Club 2-4 Long Arm Rental Day	<b>7</b> Long Arm Quilt classes 10:30-1:30; 2:30-5:30	<b>8</b> Beginning Quilt 1-4	<b>9</b> Open sew 3-7 Long Arm Rental Day	<b>10</b> Embroidery Club 10- noon
<b>11</b> Beginning Quilt 1-4	<b>12</b>	<b>13</b> Hand work Club 2-4 Long Arm Rental Day	<b>14</b> Knit Pickers' Club 3- 7	<b>15</b> Full Moon	<b>16</b> Long Arm Rental Day	<b>17</b> Jelly Roll Race 10:30-4
<b>18</b>	<b>19</b>	<b>20</b> Hand work Club 2-4 Long Arm Rental Day	<b>21</b>	<b>22</b>	<b>23</b> Open sew 3-7 Long Arm Rental Day	<b>24</b>
<b>25</b>	<b>26</b> English Paper Piecing & Hand Piecing 1- 4	<b>27</b> Hand work Club 2-4 Long Arm Rental Day	<b>28</b> Knit Pickers' Club 3- 7	<b>29</b>	<b>30</b> Long Arm Rental Day	<b>31</b> Fab 40s sampler 10:30-4
<b>Color of the month: blacks</b>						

## Summer Classes


Please look on the calendars above for times and dates. We will add a couple more classes, time & energy permitted, so keep an eye on the calendar.

### Ongoing Classes & Clubs

**Block of the Month** First Sat of month 10:30-11:15 FREE Barb Boyer Join at any time. You get a free fat quarter if you come to class with the previous month's completed block. This year we're making a black & white + one color quilt. The challenge, if you choose to accept it, is work within the black & white palette (plus one color placed where ever you like). For the color choice, we are drawing paint chip cards, covered in newspaper so you can't see what color you're getting. But...if you don't like the color you've drawn you can 1) swap with a neighbor, or 2) draw a new color. And if you just can't bring yourself to work in neon green and no one will swap with you, you can just choose your own color.

**FanFaire** Sat May 18, June 15, July 13 11:30-6 Jean Korber \$25

This quilt is a Krista Moser quilt, no template piecing. FanFaire, is a 4-month block of the month. Each block is made twice totaling twelve blocks. Every block teaches you a new way to use the Creative Grids 60 Degree Diamond Ruler, designed by Krista Moser. Cut a combination of diamonds, triangles, hexagons, parallelograms and trapezoids to create this fun quilt, and all with one ruler! This quilt goes together fast and is oh so striking!



### Grandmother's Flower Garden, English

**Paper Piecing** last Monday of each month, 2-4 Barb Boyer \$20 (one time fee)

We will teach the basics of English Paper Piecing, the simple & easy way to hand piece. English paper piecing dates back to the early 1800s. It is a hand sewing method that uses paper templates to help sew complex angles together, like hexagons. Any number of different designs can be made, including Grandmother's Flower Garden-this is the pattern we're doing this year. We will also show how to hand piece the traditional way, also, if you are interested.



**Hand Embroidery Club** 2nd Sat. of the month, 10-noon FREE KathySconce

If you want to learn to hand embroider or just brush up your technique, join us on the second Saturday of the month from 10 to noon. You can work on your own projects or you can join the project we are doing. This year we are following a purchased pattern called Gardner's Alphabet Quilt Block of the Month by Crabapple Hill. We will explore a variety of embroidery stitches for each block each block (2 letters per month), plus we will



learn how to color with regular crayons to enhance the blocks. Each month Kathy Sconce shows us a new stitch to try, plus, she guides us through thread choices, how to knot, fabrics to use, and tracing techniques.

**Knit Pickers' Club** 2nd and 4th Wed of each month, 3-7 Carol Moler  
We are changing up the Knit Pickers' Club. We're going to knit 2 days a month every second and fourth Wednesday, and we'll start earlier in the day at 3. For those you who work, we'll still be knitting 'till 7. The Club is open to all skill levels. We want to share what we've learned, find new patterns, and simply just sit and knit. We work on some felting projects, fingerless mittens, mittens, and socks. And we are working on a group project-meaning everyone does the same pattern. Each month we will learn a different pattern, make it into a square and eventually put all the squares into one project-afghan, scarf, bag, etc.

**Live Each Season Wool Applique** Thurs: Jan 10, Feb 7, Mar 7, April 11, May 9 (& rest of year) 1-4 Barb Boyer \$20

This wool wall hanging has 4 rows: Spring, Summer, Fall & Winter. We will start with the Winter Row in January. We will take 2 months per row, and we'll take July & August off. You will learn wool applique, various embroider stitches, and how to add fun embellishments to your wall hanging.



**Long Arm Quilting Classes** Wednesdays from 10:30-1:30, 2:30-5:30 Barb Boyer \$30 (check calendar for specific times & dates)

In this class you will learn all about the Nolting long arm quilting machines: loading, threading, quilting. I'll demonstrate how to load and thread, set stitch length, change tension, wind and load bobbins. Then I will load a practice quilt onto the machine and show how to do hand guided quilting. Each student will be given at least 15-20 minutes of practice time. (Each class is limited to 4 students). You will be able to do free hand quilting plus you can practice following a pantograph. Any quilter who wants to rent to machines must take this class first, regardless of whether you have experience on a long arm machine. This class is not designed to teach you everything there is to know about long arm quilting-it's just a start.

**Monthly Minis** First Saturday of the Month, 4-6  
This year we are going to do several different wall hangings. These will be kitted with all of the necessary fabrics and patterns. We will work on the same wall hanging for 2-3 months. You can choose to do one or all of them (I think I have 4 scheduled). In class we will learn various machine applique techniques to use on the blocks and some of the kits come with embellishments, so we will discuss how to add the embellishments to the quilts. First quilt: Change of plans: first quilt are hummingbirds.





Second quilt will be Snowmen! (we will do the snowmen in **April**)

### **Mystic Garden**

For those of you who missed the retreat, we will schedule a couple of extra classes to help get you going on your quilt. And for those that did attend the retreat, we will work on the blocks that we didn't have time for. Watch the newsletter for dates & times.

### **June classes**

#### **Bear-y Quilt \$25 Sue Frerich**

Southwind Designs makes curved patchwork a breeze. This cut cuddly quilt is perfect for that new member of your family - or for anyone who loves the outdoors. Skills learned include basic patchwork plus dimensional straight line curved piecing. How's that for an interesting explanation to pique your interest!




#### **Beginning Quilting 8 weeks \$65 Barb Boyer**

This comprehensive 8-week course will introduce to you almost everything you need to know about piecing a quilt top. Along the way you will learn about color, batting, thread, machines and various techniques to give you the skills to make almost any quilt.

#### **Froggy Quilt \$20 Sue Frerich**

This adorable quilt is from the Animal Parade 2 book (we also have Animal Parade 1). The piecing is easy and the quilt is perfect for that new member of your family. Skills learned include 9-patch construction, machine applique using special applique fiber and turned under edges, and a little embroidery.



#### **Paperbag Log Cabin Quilt \$25 Barb Boyer**

You put your lights in one bag and your darks in another. Whichever strip you pull from the bag is what you use! Skills learned include sewing straight (I'm not kidding-it's one of the hardest things to do); squaring up blocks; learning the difference between straight & cross grain fabric; and how to make a scrappy (semi-planned) quilt. We will use the AccuCutter to cut accurate 1 1/2" strips - so you don't have to cut your fabrics prior to class.

#### **Teapot Sampler (class is free with purchase of kit -- \$175) 3-4 months Barb Boyer**


Jason Yenter & In The Beginning Fabrics have done it again!

This beautiful quilt combines fusible applique with easy to do piece blocks. We will do the quilt as a block of the month, doing 2 blocks a month (there are 9). Skills learned include fusible applique, machine applique with mono filament thread, mitered borders and basic pieced blocks. We have kits!



### **Turning 20 \$20 Barb Boyer**

How simple can a quilt get? Take 20 fat quarters, use all of them (no waste), and you have a big quilt to show for it. Skills learn include how to choose your fabric, basic cutting and basic sewing. Perfect for a beginner, but even if you are a more advanced sewer you can count on being able to get the who quilt (minus borders) done in one day. So if you need to get a quilt ready quickly, Turning 20 is a perfect choice.



### **July Classes**

#### **Jelly Roll Race \$20 Sue Frerich**

On your mark, get set, SEW! Okay, you don't have to race, but this is another class where you can get the inside of the quilt finished in a day. (Some people can do it in an hour. I looked it up.) All you need is 42 2½" strips. We have Jelly Rolls, Tonga Treats and Bali Pops if you don't want to cut your own strips. If you do want to cut your own strips, you can use the AccuCutter and your scraps. Skills learned include how to sew straight (again, I'm not joking), piecing on the diagonal (without drawing your lines) and being brave to let the colors fall where they may. This is another quilt that is perfect for that project that needs to be done yesterday,

#### **Mexican Star \$25 Sue Frerich**

Eleanor Burns has done it again with this striking criss crossing quilt. The sample quilt shown has a black background, but the pattern shows a white background, so you definitely have options. This quilt uses a special wedge ruler to help you get the perfect angle on your strips. This is another quilt where you can use precut 2 ½" strips. Skills learned include handling angles, using a new ruler, and color placement for your stars.



### **August Classes**

#### **Jelly Roll Race \$20 Barb Boyer**

See explanation in July. Same quilt, different day.

#### **Fab Forties Quilt \$25 Sue Frerich**

Our final Log Cabin quilt of the year involves both log cabin blocks and 12-14 other pieced blocks. Eleanor has been taking her old quilts, with classic blocks, and turning them into fabulous! patterns. This quilt will be taught as a (several) block of the month-it will continue into the fall schedule. Skills learned include how to use lots of new rulers (Eleanor has a ruler for many of her blocks which make the cutting and piecing easy peasy); how to make lots of new blocks; and how to choose the right color palate.



\*\*\*\*\*

## CLUBS

### HAND EMBROIDERY CLUB FREE!

If you want to learn to hand embroider or just brush up your technique, join us on the second Saturday of the month from 10 to noon. You can work on your own projects or you can join the project we are doing.

\*\*\*\*\*

### Hand Work Club FREE!

Every Tuesday afternoon from 2-4, join us to just sit & hand stitch, crochet, bind, or knit group. Bring what you're working on, sit up at the table in front by the window and work on your projects for awhile. You can get advice & suggestions from your fellow quilters and share your experiences about your projects.

\*\*\*\*\*

### Knit Pickers' Club FREE!

This is another get-together class to sit & knit, work on our projects, share information and get some help. We will share techniques, suggest patterns, but mainly we'll sit & knit (or pick). We are discussing trying to do a group project meaning everyone does the same pattern. Each month we will learn a different pattern, make it into a square and eventually put all the squares into one project. Afghan, scarf, bag, etc.

\*\*\*\*\*

### Block of the Month Club FREE!

First Saturday of the Month, 10:30-11:15. Join at any time. You get a free fat quarter if you come to class with the previous month's completed block.

\*\*\*\*\*

### Monthly Mini Club FREE!

First Saturday of the Month from 4-6.

This year we are going to do several different wall hangings. These will be kitted with all of the necessary fabrics and patterns. We will work on the same wall hanging for 2-3 months. You can choose to do one or all of them (I think I have 4 scheduled). In class we will learn various machine applique techniques to use on the blocks and some of the kits come with embellishments, so we will discuss how to add the embellishments to the quilts.



\*\*\*\*\*

### **Toad Toters Club**

On full moon days (as noted in the calendar) you will get 20% off all purchases (not otherwise discounted) that you can fit in your bag. You must bring your bag to participate.

Full Moon Days: June 17; July 16; August 15

#### **Discount Policy**

We will honor only one discount -- whichever is largest. You can't combine a 10% with a 25% discount to get a 35% discount. On this we can't be bribed.

#### **Color of the Month**

June blue; July Christmas; August blacks.

## **Nolting Longarm Machines**

Nolting has 5 main machines, each with different reaches: from 17" to 30" depending on the machine. They are sold with or without a frame, but after I saw & helped set up one of the steel frames this week, I recommend buying the frame. All machines, except for the Standard-- the most economical machine-- have a stitch regulator. I recommend a stitch regulator. All machines can be equipped with a computer and there are a couple of different ones to choose from. In addition, you can get an extended table base so that you can use rulers, you can get larger bobbins on some of the models and on the frames you can get hydraulic lifts to raise and lower the tables. In the coming weeks, I will print out more information on each model.

The best entry level machine is the Fun Quilter. It comes in 17", 20" & 23" reach. It comes with the Intellistitch Equalizer stitch regulator, standard speed control, needle up/down, and fixed handles in the front & rear. This machine can also be equipped with a computer.



The Pro Machine has the Intellistitch Turbo stitch regulator, single stitch option, standard speed control, needle up/down and customizable

handles in the front & rear. The Pro Machine comes in 20", 24" and 30" reach with 10-12" of inside height. There are easy dials on the front to set stitch length and other options. This machine can also be equipped with a computer.



The NV Machine is the newest in the fleet of Nolting machines. This machine has a touch screen with programmable stitch regulation. You can stitch in 4 different stitch modes plus single stitch and needleup/down. It also has an adjustable brightness LED work light. This machine can also be equipped with a computer.



Nolting also has a commercial machine with the Intellistitch Equalizer stitch regulator, standard speed control, needle up/down, and fixed handles in the front & rear. This machine can also be equipped with a computer.

## CLUBS

### HAND EMBROIDERY CLUB-FREE!

If you want to learn to hand embroider or just brush up your technique, join us on the second Saturday of the month from 10 to noon. You can work on your own projects or you can join the project we are doing.

\*\*\*\*\*

### Hand Work Club-FREE!

Every Tuesday afternoon from 2-4, join us to just sit & hand stitch, crochet, bind, or knit group. Bring what you're working on, sit up at the table in front by the window and work on your projects for awhile. You can get advice & suggestions from your fellow quilters and share your experiences about your projects.

\*\*\*\*\*

### **Knit Pickers' Club FREE!**

This is another get-together class to sit & knit, work on our projects, share information and get some help. We will share techniques, suggest patterns, but mainly we'll sit & knit (or pick). We are discussing trying to do a group project-meaning everyone does the same pattern. Each month we will learn a different pattern, make it into a square and eventually put all the squares into one project-afghan, scarf, bag, etc. 2nd & 4th Wednesdays, 3-7.

\*\*\*\*\*

### **Block of the Month Club FREE!**

First Saturday of the Month, 10:30-11:15. Join at any time. You get a free fat quarter if you come to class with the previous month's completed block.

\*\*\*\*\*

### **Monthly Mini Club FREE!**

First Saturday of the Month from 4-6.

This year we are going to do several different wall hangings. These will be kitted with all of the necessary fabrics and patterns. We will work on the same wall hanging for 2-3 months. You can choose to do one or all of them (I think I have 4 scheduled). In class we will learn various machine applique techniques to use on the blocks and some of the kits come with embellishments, so we will discuss how to add the embellishments to the quilts.

\*\*\*\*\*

### **Toad Toters Club**

On full moon days (as noted in the calendar) you will get 20% off all purchases (not otherwise discounted) that you can fit in your bag. You must bring your bag to participate.

Full Moon Days: January 20 , February 19 , March 20, April 19, May 18.

#### **Discount Policy**

We will honor only one discount -- whichever is largest. You can't combine a 10% with a 25% discount to get a 35% discount. On this we can't be bribed.

#### **Color of the Month**

January red; February purple; March green; April yellow; May white.

Join the fun and come feel the difference of quality fabrics.

Happy quilting!

Sincerely, Barbara Boyer

Around the Block

307-433-9555

[www.aroundtheblockquilts.com](http://www.aroundtheblockquilts.com)