

## Sneak Peek of our Row By Row

digital & fabric versions



The theme is Taste the Experience. Our row is called S'More Camping! If you look closely, the tent fabric has sticks with marshmallows on it. When we run out of that fabric, we will have to substitute for something else. So if you're interested, don't wait too long. I can sell kits starting June 17. They are \$15.



June 21, 2019

I used to say this during winter: I'm tired of talking about the snow. Now fast forward to summer, because today is the first day of summer and as the longest day of the year we are having the longest rainfall of the year. And I'm getting tired of rain. If the day were shorter, maybe it wouldn't rain as long. Don't send letters. I know how days & nights work. It's just that I can't get my lawn mowed.

And Becca is getting a little irritated. She didn't want to participate in this conversation because she didn't think the subject matter was suitable. There are just some things that are better left unsaid. I tried to tell her that even in the old days (let's say 1972 because that is the oldest Workbasket magazine I have in the store right now) you could find ads featuring, let's just say, sensitive subjects.

For example the carelessly titled, "Some people are more or less deaf" ad.

That's not quite a polite way to put it. Or, "Do you think I'm a sourpuss?" which was an ad for Serutan, a constipation relief. Or, "The Fat Girl's Diet," an ad for a self help book. Who wouldn't want to purchase that?

Or "Hips too big for panty hose? That was yesterday. Today, 40, 50 and 60-inch hips can enjoy panty hose comfort...." Like any hips could enjoy pantyhose. Or, the ad in all caps, "OVERNIGHT HELP FOR HEMORRHOIDS." And my all time favorites, "Ever-Safe for 'Lack of Control,' Go Anywhere! Sit any place with safety!" (for women) and "Keep Dry the Masculine Way" (for men).

Today the ads for these kind of sensitive issues have exploded all over the television. We no longer have to teach sex education to our children because even preschoolers are exposed to the facts of life in ads that air during family styled programs. Visualize watching Popeye, cut to the commercial for Viagra, and coming back to the cartoon to see Popeye get strong by eating spinach. But was it really spinach?

But that's not what Becca is upset about. It's about the toilet paper ads. It's one thing to have bears parading around in no pants, shimmying toilet paper across their back side, smiling & singing, "I'm hiney clean," with the spokesperson saying at the end "Enjoy the go!."

It's an entirely different in the Cottonelle ad: "Down there care. Down there because today you meet the parents. So before they sit you down, give your booty a confident boost." Wow.

Which brings us to the topic of toilet paper, which Becca refuses to discuss.

The main question, in case you were wondering, is why is it white? Toilet paper comes from trees. It's paper, after all. Chemists take the tree cellulose fibers, and mix it with chemicals, like hydrogen peroxide or chlorine, and water to make a pulp. This bleaching process turns the TP white, or whiter, because the cellulose fibers are naturally white. The bleaching process also removes the substance lignin, which also softens the paper. The bleaching also whites the brown glue that holds the cellulose fibers-or the paper-together. That's probably a really good thing. In addition, a lot of toilet paper is made from recycled printer paper, which is also white.

But TP doesn't have to be white. In the 1950s, people colored coordinated their bathrooms with their toilet paper. Pink bathroom. Pink TP. Blue, blue. Green....you get the picture. But the dyes used for the colors led to environmental concerns, plus related skin issues for, well, the down there care. But you can still find other color toilet paper, even black, if you search.

"Are you finished with your tutorial on TP?" asked Becca, coming back in from outside.

"Yeah, I guess," I told her.

"Good. We have got to discuss mowing the front yard. You may use TP but I don't when I pee. The grass is now higher than my backside out there. Do you know how difficult it is to find a safe space to squat when the grass is that high?"

"I thought you didn't want to talk about delicate issues," I told her.

"Delicate, my a..." "Becca..." I said warningly.

"Okay, you try peeing with grass heads tickling your backside. It's bad enough doing my business in 8 inches of snow. You can stomp snow down to an acceptable level. You can't do that with grass."

"When it quits raining, I'll get to mowing," I told her. "In the meantime, just think of grass as green toilet paper. For, you know, down there care." Becca just glared at me and left in a huff.

I'm just glad she didn't mention how wet the grass is right now. I can just hear the British spokeswoman discussing how to get clean & dry using her TP brand. Becca would faint.


## STONEHENGE CONTEST!

Northcott fabrics is holding a quilt challenge to celebrate 10 years of their fabric line, Stonehenge. This challenge runs from March 1 5-Sept 30.

The block is 12" finished and the kit is \$5. We are currently out of kits and fabric. I'll let you know when more comes in.



## WHAT'S NEW!!





NOTE: The red & black check probably 't be around long, so plan your Christmas projects soon.

We also got in 10" squares and 2 1/2" strips in this collection.

From P&B:



From Hoffman:






The whole collection is not here yet, but should show up next week. Half of the colors are here--the half for the Teapot Sampler Quilt.



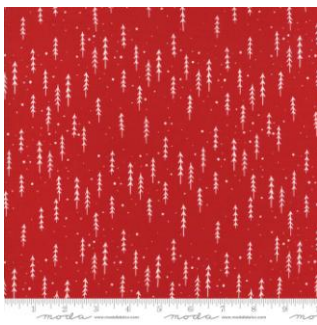

From Windham:



From Northcott:




From Moda:




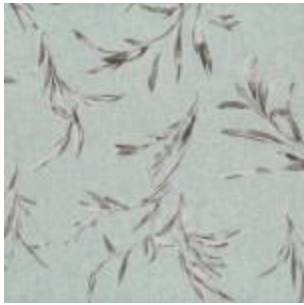
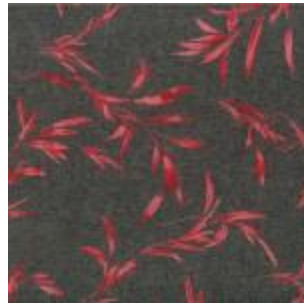
From Henry Glass:




From Henry Glass:



From Lecein:







## **SIGN UP FOR LONG ARM QUILTING CLASSES TODAY!**

**Classes are on Wednesdays and some Saturdays: 10:30-1:30; 2:30-5:30, or 6-8:30. Check the calendar for dates. Only 4 to a class.**

**Rentals have started for those who have taken the class. Tuesdays and Fridays, and a couple of Saturday and Sunday rentals. Check the calendar for rentals. Generally, there are 2 rentals times per day: 10:30-2 and 2:30-6. \$25/hr or \$85 for 3 1/2 hours. \$50 minimum. Plus \$5/bobbin for thread. Most quilts (double and smaller), even for beginners, will take about 2 1/2-3 hours. We will discuss what you plan to do on your quilt and will help you estimate how long it will take.**

**Class descriptions follow the calendar, so keep scrolling.  
Classes are listed alphabetically, by month.**

---

# June 2019

Sun	Mon	Tues	Wed	Thurs	Fri	Sat
						1 BOM 10:30 Teapot Sampler 1-4 Monthly Mini 4-6
2 Closed	3	4 Hand work Club 2- 4 Long Arm Rental Day	5 Long Arm Quilt classes 10:30-1:30; 2:30-5:30; OR 6-9	6 Live Each Season Wool Applique Wall hanging Summer 1-4	7 Long Arm Rental Day	8 Embroidery Club 10-noon
9 Beginning Quilt 1-4	10 Paper Bag Log Cabin 10:30-5	11 Hand work Club 2- 4 Long Arm Rental Day	12 Knit Pickers' Club 3- 7	13 Beginning Quilt 1-4	14 Open sew 3- 7 Long Arm Rental Day	15 Fan Faire 10:30- 5
16 Beginning Quilt 1-4 <a href="#">Father's Day</a>	17 Froggy Quilt 10:30-4 Full Moon	18 Hand work Club 2- 4 Long Arm Rental Day	19	20 Beginning Quilt 1-4	21 Long Arm Rental Day	22 Turning 20 10:30-4
23 Beginning Quilt 1-4	24 English Paper Piecing & Hand Piecing 1-4	25 Hand work Club 2- 4 Long Arm Rental Day	26 Knit Pickers' Club 3- 7	27 Beginning Quilt 1-4	28 Open sew 3- 7 Long Arm Rental Day	29 Bear-y Quilt 10:30- 4
30 Beginning Quilt 1-4						Color of the month: blue

# July 2019

Sunday	Mon	Tues	Wed	Thurs	Frid	Sat
	<b>1</b>	<b>2</b> Hand work Club 2-4 Long Arm Rental Day	<b>3</b> Long Arm Quilt classes 10:30-1:30; 2:30-5:30	<b>4</b> Closed <a href="#">Independence Day</a>	<b>5</b> Long Arm Rental Day	<b>6</b> BOM 10:30 Teapot Sampler 1-4 Monthly Mini 4-6
<b>7</b> Closed	<b>8</b> Jelly Roll Race 10:30-4	<b>9</b> Hand work Club 2-4 Long Arm Rental Day	<b>10</b> Knit Pickers' Club 3-7	<b>11</b> Beginning Quilt 1-4	<b>12</b> Open sew 3-7 Long Arm Rental Day	<b>13</b> Embroidery Club 10-noon <b>Fan Faire 11:30-6</b>
<b>14</b> Beginning Quilt 1-4	<b>15</b>	<b>16</b> Hand work Club 2-4 Long Arm Rental Day Full Moon	<b>17</b>	<b>18</b> Beginning Quilt 1-4	<b>19</b> Long Arm Rental Day	<b>20</b> Fan Faire 10:30-5
<b>21</b> Beginning Quilt 1-4	<b>22</b>	<b>23</b> Hand work Club 2-4 Long Arm Rental Day	<b>24</b> Knit Pickers' Club 3-7	<b>25</b> Beginning Quilt 1-4	<b>26</b> Open sew 3-7 Long Arm Rental Day	<b>27</b> Mexican Star 10:30-4
<b>28</b> Beginning Quilt 1-4	<b>29</b> English Paper Piecing & Hand Piecing 1-4	<b>30</b> Hand work Club 2-4 Long Arm Rental Day	<b>31</b>			Color of the month: Christmas

# August 2019

Sunday	Mon	Tues	Wed	Thurs	Frid	Sat
				<b>1</b> Beginning Quilt 1-4	<b>2</b> Long Arm Rental Day	<b>3</b> BOM 10:30 Teapot Sampler 1-4 Monthly Mini 4-6
<b>4</b> Closed	<b>5</b>	<b>6</b> Hand work Club 2-4 Long Arm Rental Day	<b>7</b> Long Arm Quilt classes 10:30-1:30; 2:30-5:30	<b>8</b> Beginning Quilt 1-4	<b>9</b> Open sew 3-7 Long Arm Rental Day	<b>10</b> Embroidery Club 10- noon
<b>11</b> Beginning Quilt 1-4	<b>12</b>	<b>13</b> Hand work Club 2-4 Long Arm Rental Day	<b>14</b> Knit Pickers' Club 3- 7	<b>15</b> Full Moon	<b>16</b> Long Arm Rental Day	<b>17</b> Jelly Roll Race 10:30-4
<b>18</b>	<b>19</b>	<b>20</b> Hand work Club 2-4 Long Arm Rental Day	<b>21</b>	<b>22</b>	<b>23</b> Open sew 3-7 Long Arm Rental Day	<b>24</b>
<b>25</b>	<b>26</b> English Paper Piecing & Hand Piecing 1- 4	<b>27</b> Hand work Club 2-4 Long Arm Rental Day	<b>28</b> Knit Pickers' Club 3- 7	<b>29</b>	<b>30</b> Long Arm Rental Day	<b>31</b> Fab 40s sampler 10:30-4
Color of the month: blacks						


## **Summer Classes**

**Please look on the calendars above for times and dates. We will add a couple more classes, time & energy permitted, so keep an eye on the calendar.**

## **Ongoing Classes & Clubs**

**Block of the Month** First Sat of month 10:30-11:15 FREE Barb Boyer  
 Join at any time. You get a free fat quarter if you come to class with the previous month's completed block. This year we're making a black & white + one color quilt. The challenge, if you choose to accept it, is work within the black & white palette (plus one color placed where ever you like). For the color choice, we are drawing paint chip cards, covered in newspaper so you can't see what color you're getting. But...if you don't like the color you've drawn you can 1) swap with a neighbor, or 2) draw a new color. And if you just can't bring yourself to work in neon green and no one will swap with you, you can just choose your own color.

**FanFaire** Sat May 18, June 15, July 13 11:30-6 Jean Korber \$25  
 This quilt is a Krista Moser quilt, no template piecing. FanFaire, is a 4-month block of the month. Each block is made twice totaling twelve blocks. Every block teaches you a new way to use the Creative Grids 60 Degree Diamond Ruler, designed by Krista Moser. Cut a combination of diamonds, triangles, hexagons, parallelograms and trapezoids to create this fun quilt, and all with one ruler! This quilt goes together fast and is oh so striking!



**Grandmother's Flower Garden, English**

**Paper Piecing** last Monday of each month, 2-4 Barb time fee)


basics of English Paper Piecing, the simple & easy way to English paper piecing dates back to the early 1800s. It is a method that uses paper templates to help sew complex like hexagons. Any number of different designs can be made, including Grandmother's Flower Garden-this is the pattern we're doing this year. We will also show how to hand piece the traditional way, also, if you are interested.



Boyer \$20 (one We will teach the hand piece. hand sewing angles together,

**Hand Embroidery Club** 2nd Sat. of the month, 10-noon FREE KathySconce

If you want to learn to hand embroider or just brush up your technique, join us on the second Saturday of the month from 10 to noon. You can work on your own projects or you can join the project we are doing. This year we are following a purchased pattern called Gardner's Alphabet Quilt Block of the Month by Crabapple Hill. We will explore a variety of embroidery stitches for each block each block (2 letters per month), plus we will learn how to color with regular crayons to enhance the blocks. Each month Kathy Sconce shows us a new stitch to try, plus, she guides us through thread choices, how to knot, fabrics to use, and tracing techniques.



**Knit Pickers' Club** 2nd and 4th Wed of each month, 3-7 Carol Moler

We are changing up the Knit Pickers' Club. We're going to knit 2 days a month every second and fourth Wednesday, and we'll start earlier in the day at 3. For those you you who work, we'll still be knitting 'till 7. The Club is open to all skill levels. We want to share what we've learned, find new patterns, and simply just sit and knit. We work on some felting projects, fingerless mittens, mittens, and socks. And we are working on a group project-meaning everyone does the same pattern. Each month we will learn a different pattern, make it into a square and eventually put all the squares into one project-afghan, scarf, bag, etc.

**Live Each Season Wool Applique** Thurs: Jan 10, Feb 7, Mar 7, April 11, May 9 (& rest of year) 1-4 Barb Boyer \$20

This wool wall hanging has 4 rows: Spring, Summer, Fall & Winter. We will start with the Winter Row in January. We will take 2 months per row, and we'll take July & August off. You will learn wool applique, various embroider stitches, and how to add fun embellishments to your wall hanging.



**Long Arm Quilting Classes** Wednesdays from 10:30-1:30, 2:30-5:30 Barb Boyer \$30 (check calendar for specific times & dates)

In this class you will learn all about the Nolting long arm quilting machines: loading, threading, quilting. I'll demonstrate how to load and thread, set stitch length, change tension, wind and load bobbins. Then I will load a practice quilt onto the machine and show how to do hand guided quilting. Each student will be given at least 15-20 minutes of practice time. (Each class is limited to 4 students). You will be able to do free hand quilting plus you can practice following a pantograph. Any quilter who wants to rent to machines must take this class first, regardless of whether you have experience on a long arm machine. This class is not designed to teach you everything there is to know about long arm quilting-it's just a start.

### **Mystic Garden**

For those of you who missed the retreat, we will schedule a couple of extra classes to help get you going on your quilt. And for those that did attend the retreat, we will work on the blocks that we didn't have time for. Watch the newsletter for dates & times.

### **June classes**

#### **Bear-y Quilt \$25** Sue Frerich

Southwind Designs makes curved patchwork a breeze. This cut cuddly quilt is perfect for that new member of your family - or for anyone who loves the outdoors. Skills learned include basic patchwork plus dimensional straight line curved piecing. How's that for an interesting explanation to pique your interest!



#### **Beginning Quilting 8 weeks** \$65 Barb Boyer

This comprehensive 8-week course will introduce to you almost everything you need to know about piecing a quilt top. Along the way you will learn about color, batting, thread, machines and various techniques to give you the skills to make almost any quilt.


#### **Teapot Sampler (class is free with purchase of kit -- \$175)** 3-4 months Barb Boyer

Jason Yenter & In The Beginning Fabrics have done it again! This beautiful quilt combines fusible applique with easy to do piece blocks. We will do the quilt as a block of the month, doing 2 blocks a month (there are 9). Skills learned include fusible applique, machine applique with mono filament thread, mitered borders and basic pieced blocks. We have kits!



#### **Turning 20** \$20 Barb Boyer

How simple can a quilt get? Take 20 fat quarters, use all of them (no waste), and you have a big quilt to show for it. Skills learn include how to choose your fabric, basic cutting and basic sewing. Perfect for a beginner, but even if you are a more advanced sewer you can count on being able to get the who quilt (minus borders) done in one day. So if you need to get a quilt ready quickly, Turning 20 is a perfect choice.



## July Classes

### Jelly Roll Race \$20 Sue Frerich

On your mark, get set, SEW! Okay, you don't have to race, but this is another class where you can get the insi (Some people can do it in an hour. I looked it up.) All you need is 42 2½" strips. We have Jelly Rolls, Tonga Tre want to cut your own strips. If you do want to cut your own strips, you can use the AccuCutter and your scrap sew straight (again, I'm not joking), piecing on the diagonal (without drawing your lines) and being brave to le may. This is another quilt that is perfect for that project that needs to be done yesterday,

### Mexican Star \$25 Sue Frerich

Eleanor Burns has done it again with this striking criss crossing quilt. The sample quilt shown has a black background, but the pattern shows a white background, so you definitely have options. This quilt uses a special wedge ruler to help you get the perfect angle on your strips. This is another quilt where you can use precut 2 ½" strips. Skills learned include handling angles, using a new ruler, and color placement for your stars.




## August Classes

### Jelly Roll Race \$20 Barb Boyer

See explanation in July. Same quilt, different day.

### Fab Forties Quilt \$25 Sue Frerich

Our final Log Cabin quilt of the year involves both log cabin blocks and 12-14 other pieced blocks. Eleanor has been taking her old quilts, with classic blocks, and turning them into fabulous! patterns. This quilt will be taught as a (several) block of the month-it will continue into the fall schedule. Skills learned include how to use lots of new rulers (Eleanor has a ruler for many of her blocks which make the cutting and piecing easy peasy); how to make lots of new blocks; and how to choose the right color palate.



\*\*\*\*\*

## CLUBS

### HAND EMBROIDERY CLUB FREE!

If you want to learn to hand embroider or just brush up your technique, join us on the second Saturday of the month from 10 to noon. You can work on your own projects or you can join the project we are doing.

\*\*\*\*\*

### Hand Work Club FREE!

Every Tuesday afternoon from 2-4, join us to just sit & hand stitch, crochet, bind, or knit group. Bring what you're working on, sit up at the table in front by the window and work on your projects for awhile. You can get advice & suggestions from your fellow quilters and share your experiences about your projects.

\*\*\*\*\*

### Knit Pickers' Club FREE!

This is another get-together class to sit & knit, work on our projects, share information and get some help. We will share techniques, suggest patterns, but mainly we'll sit & knit (or pick). We are discussing trying to



do a group project meaning everyone does the same pattern. Each month we will learn a different pattern, make it into a square and eventually put all the squares into one project Afghan, scarf, bag, etc.

\*\*\*\*\*

**Block of the Month Club FREE!**

First Saturday of the Month, 10:30-11:15. Join at any time. You get a free fat quarter if you come to class with the previous month's completed block.

\*\*\*\*\*

**Monthly Mini Club FREE!**

First Saturday of the Month from 4-6.

This year we are going to do several different wall hangings. These will be kitted with all of the necessary fabrics and patterns. We will work on the same wall hanging for 2-3 months. You can choose to do one or all of them (I think I have 4 scheduled). In class we will learn various machine applique techniques to use on the blocks and some of the kits come with embellishments, so we will discuss how to add the embellishments to the quilts.

\*\*\*\*\*

**Toad Toters Club**

On full moon days (as noted in the calendar) you will get 20% off all purchases (not otherwise discounted) that you can fit in your bag. You must bring your bag to participate.

Full Moon Days: June 17; July 16; August 15

**Discount Policy**

We will honor only one discount -- whichever is largest. You can't combine a 10% with a 25% discount to get a 35% discount. On this we can't be bribed.

**Color of the Month**

June blue; July Christmas; August blacks.

# Nolting Longarm Machines

Nolting has 5 main machines, each with different reaches: from 17" to 30" depending on the machine. They are sold with or without a frame, but after I saw & helped set up one of the steel frames this week, I recommend buying the frame. All machines, except for the Standard-- the most economical machine-- have a stitch regulator. I recommend a stitch regulator. All machines can be equipped with a computer and there are a couple of different ones to choose from. In addition, you can get an extended table base so that you can use rulers, you can get larger bobbins on some of the models and on the frames you can get hydraulic lifts to raise and lower the tables. In the coming weeks, I will print out more information on each model.

The best entry level machine is the Fun Quilter. It comes in 17", 20" & 23" reach. It comes with the Intellistitch Equalizer stitch regulator, standard speed control, needle up/down, and fixed handles in the front & rear. This machine can also be equipped with a computer.



The Pro Machine has the Intellistitch Turbo stitch regulator, single stitch option, standard speed control, needle up/down and customizable handles in the front & rear. The Pro Machine comes in 20", 24" and 30" reach with 10-12" of inside height. There are easy dials on the front to set stitch length and other options. This machine can also be equipped with a computer.



The NV Machine is the newest in the fleet of Nolting machines. This machine has a touch screen with programmable stitch regulation. You can stitch in 4 different stitch modes plus single stitch and needle up/down. It also has an adjustable brightness LED work light. This machine can also be equipped with a computer.



Nolting also has a commercial machine with the Intellistitch Equalizer stitch regulator, standard speed control, needle up/down, and fixed handles in the front & rear. This machine can also be equipped with a computer.

## CLUBS

### **HAND EMBROIDERY CLUB-FREE!**

If you want to learn to hand embroider or just brush up your technique, join us on the second Saturday of the month from 10 to noon. You can work on your own projects or you can join the project we are doing.

\*\*\*\*\*

### **Hand Work Club-FREE!**

Every Tuesday afternoon from 2-4, join us to just sit & hand stitch, crochet, bind, or knit group. Bring what you're working on, sit up at the table in front by the window and work on your projects for awhile. You can get advice & suggestions from your fellow quilters and share your experiences about your projects.

\*\*\*\*\*

### **Knit Pickers' Club FREE!**

This is another get-together class to sit & knit, work on our projects, share information and get some help. We will share techniques, suggest patterns, but mainly we'll sit & knit (or pick). We are discussing trying to do a group project-meaning everyone does the same pattern. Each month we will learn a different pattern, make it into a square and eventually put all the squares into one project-afghan, scarf, bag, etc. 2nd & 4th Wednesdays, 3-7.

\*\*\*\*\*

### **Block of the Month Club FREE!**

First Saturday of the Month, 10:30-11:15. Join at any time. You get a free fat quarter if you come to class with the previous month's completed block.

\*\*\*\*\*

### **Monthly Mini Club FREE!**

First Saturday of the Month from 4-6.

This year we are going to do several different wall hangings. These will be kitted with all of the necessary fabrics and patterns. We will work on the same wall hanging for 2-3 months. You can choose to do one or all of them (I think I have 4 scheduled). In class we will learn various machine applique techniques to use on the blocks and some of the kits come with embellishments, so we will discuss how to add the embellishments to the quilts.

\*\*\*\*\*

### **Toad Toters Club**

On full moon days (as noted in the calendar) you will get 20% off all purchases (not otherwise discounted) that you can fit in your bag. You must bring your bag to participate.

Full Moon Days: January 20 , February 19 , March 20, April 19, May 18.

Discount Policy

We will honor only one discount -- whichever is largest. You can't combine a 10% with a 25% discount to get a 35% discount. On this we can't be bribed.

Color of the Month

January red; February purple; March green; April yellow; May white.

Join the fun and come feel the difference of quality fabrics.

Happy quilting!

Sincerely, Barbara Boyer

Around the Block

307-433-9555

[www.aroundtheblockquilts.com](http://www.aroundtheblockquilts.com)