

Row By Row 2019 S'More Camping



July 19, 2019

Have you seen the colony of cloned cows over by the mall? They act a little like the shoaling moonfish in Finding Nemo: Packed together, moving as one, all looking alike. They're weird.

I first saw them grazing next to the fence, their little herd packed tightly together, moving as one entity. I figured they all just liked that patch of grass. Until I saw them again about a week later. This time they were more in the middle of a very large field, and instead of being spread out all over like most cow herds, they were tightly packed together. Weird. Cows usually don't stay bunched like that. I fully expected them to begin spelling out the words, "Eat Mor Chicken." Fish shoal or school for protection purposes-more eyes can keep watch for predators. But these little red cows don't have any natural enemies in that pasture. So naturally I immediately figured they must be clones of each other, a science experiment of some kind...which reminds me of a conversation I had with another little red animal....

"No. We're not going to Area 51."

"But everyone is going," Becca said. "I saw it on Facebook."

"How are you getting the internet? I don't have an internet connection in the house. Wait," I put up my hands as she starting to explain, "I don't want to know."

"A famous chef is going," she said. "He's going to cook radioactive ribs. And Budweiser has an Area 51 themed beer, and..." I interrupted her.

"Becca, you're too young to drink. And none of this is true."

"Yes it is." "No it's not." "Yes it is." "No..." I quit arguing sooner than normal. You just never win with a mini Aussie.

And actually Becca is right. The Facebook "march on Area 51" has gone viral with lots of people getting on board. 1.6 million, who said they are planning on going. In fact, the military got worried this week and put out a bulletin warning people against visiting the secretive base, saying that "any attempt to illegally access the area is highly discouraged."

That's a euphemism for: "Cross the barbed wire fences and you'll be shot. Then we'll ask questions."

Area 51, for those of you who don't know, is out in the middle of nowhere in Nevada, about 90 miles from Las Vegas near a town called Amargosa Valley. It is a military testing facility where the air force tests and trains combat aircraft. Among other things to secret to mention.

But that's not all it's famous for. It's also where the government is holding the aliens. Not immigrants. Aliens. From outer space. All of the UFOs captured & found are stored in Area 51. That's my story and I'm sticking with it. I'm an X-Files fan after all.

Consequently Area 51 is quite a draw for sci fi nuts and the locals have catered to them. Even if you can't get into the secret facility, what is available for amusement in the Area 51 area is the largest firecracker in the world at Alamo Fireworks. Why he named it Alamo is beyond me. It's no where near the Alamo and a lot closer to aliens, but it's his branding. (It's actually a branch of a Texas company, just so you know.) Anyway, this firecracker is an M-800. (I think this is a joke, too. It's just a 28 foot tall prop that looks a lot like a red water tank with a green wick on top.)

There is also an Area 51 Alien Center for the alien souvenir shoppers that

sells drinks, snacks, alien themed t-shirts and other memorabilia. Next to the Alien Center is the Alien Cathouse, a sci-fi themed brothel.

"What's a brothel?" Becca asked. "You're too young to know," I told her. In fact, even the receptionist at the Alien Cathouse is not allowed, by law, to describe the services over the phone to curious callers.

Other than that, it's just a desert with a big billboard advertising aliens, the funny looking creatures with warped heads, green skin and big eyes. And, of course, Area 51, the military base that everyone knows does more than just test airplanes, which has no sign advertising "You Are Here: Area 51." It just has the "trespassers will be shot" signs.

But if you want to join the curious and "march" on Area 51, the event is scheduled for Sept. 20. Or not.

"So we're going, right?" Becca said. "You look for aliens all the time at night. Why not go where they live?"

"Becca, it's a joke. Nobody's storming Area 51 in September."

"You never let me do anything fun. It's always Becca you can't do that. Becca no. Becca stay. Becca sit. Why can't we do something that I want to do?" She pouted.

"Want to go see the colony of cloned cows? You're a cow dog, after all. Then we'll go for ice cream. How does that sound?"

"Can we watch the videos of the moon landing when we get back? You know the 50th anniversary of the Apollo moon landing is this summer," she said. "You know they faked the moon landing. They filmed it in Area 51."

"Becca!"

STONEHENGE CONTEST!


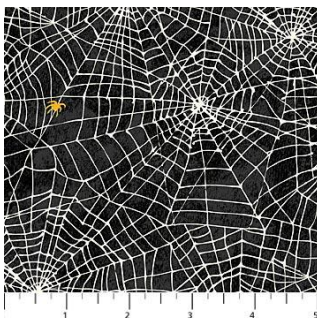
Northcott fabrics is holding a quilt challenge to celebrate 10 years of their fabric line, Stonehenge. This challenge runs from March 1 5-Sept 30.





The block is 12" finished and the kit is \$5. We are currently out of kits and fabric. I'll let you know when more comes in.



WHAT'S NEW!!

From Northcott:





From P & B:




From River Bend:




We have kits for this quilt, plus some other precuts and a bolt of purple dots. It's hard to grab the pics from Midwest (River Bend) site.


From P & B:



From In the Beginning:



From Moda:



NOTE: The red & black check probably 't be won't be around long, so plan your Christmas projects soon.

We also got in 10" squares and 2 1/2" strips in this collection.

From P&B:



From Hoffman:





SIGN UP FOR LONG ARM QUILTING CLASSES TODAY!

Classes are on Wednesdays and some Saturdays: 10:30-1:30; 2:30-5:30, or 6-8:30. Check the calendar for dates. Only 4 to a class.

Rentals have started for those who have taken the class. Tuesdays and Fridays, and a couple of Saturday and Sunday rentals. Check the calendar for rentals. Generally, there are 2 rentals times per day: 10:30-2 and 2:30-6. \$25/hr or \$85 for 3 1/2 hours. \$50 minimum. Plus \$5/bobbin for thread. Most quilts (double and smaller), even for beginners, will take about 2 1/2-3 hours. We will discuss what you plan to do on your quilt and will help you estimate how long it will take.

Class descriptions follow the calendar, so keep scrolling. Classes are listed alphabetically, by month.

NOTE TO Embroiders: Quilt Wyoming is scheduled for July 13. I am at the vendor show & Kathy is in a class.

You can come to class & sit & stitch, but neither of us will be at the shop.

July 2019						
Sunday	Mon	Tues	Wed	Thurs	Frid	Sat
	1	2 Hand work Club 2-4 Long Arm Rental Day	3 Long Arm Quilt classes 10:30-1:30; 2:30-5:30	4 Closed Independence Day	5 Long Arm Rental Day	6 BOM 10:30 Teapot Sampler 1-4 Monthly Mini 4-6
7 Closed Beginning Quilting 1-4	8 Jelly Roll Race 10:30-4	9 Hand work Club 2-4 Long Arm Rental Day	10 Knit Pickers' Club 3-7	11 Quilt Wyoming	12 Long Arm Rental Day Quilt Wyoming	13 Fan Faire 11:30-6 Quilt Wyoming
14 Beginning Quilt 1-4	15	16 Hand work Club 2-4 Long Arm Rental Day Full Moon	17	18 Beginning Quilt 1-4	19 Long Arm Rental Day	20
21 Beginning Quilt 1-4	22	23 Hand work Club 2-4 Long Arm Rental Day	24 Knit Pickers' Club 3-7	25	26 Open sew 3-7 Long Arm Rental Day	27 Mexican Star 10:30-4
28 Beginning Quilt 1-4	29 English Paper Piecing & Hand Piecing 1-4	30 Hand work Club 2-4 Long Arm Rental Day	31			Color of the month: Christmas

--	--	--	--	--	--	--

August 2019						
Sunday	Mon	Tues	Wed	Thurs	Frid	Sat
				1 Beginning Quilt 1-4	2 Long Arm Rental Day	3 BOM 10:30 Teapot Sampler 1-4 Monthly Mini 4-6
4 Closed	5	6 Hand work Club 2-4 Long Arm Rental Day	7 Long Arm Quilt classes 10:30-1:30; 2:30-5:30	8 Beginning Quilt 1-4	9 Open sew 3-7 Long Arm Rental Day	10 Embroidery Club 10- noon
11 Beginning Quilt 1-4	12	13 Hand work Club 2-4 Long Arm Rental Day	14 Knit Pickers' Club 3- 7	15 Full Moon	16 Long Arm Rental Day	17 Jelly Roll Race 10:30-4
18	19	20 Hand work Club 2-4 Long Arm Rental Day	21	22	23 Open sew 3-7 Long Arm Rental Day	24
25	26 English Paper Piecing & Hand Piecing 1-4	27 Hand work Club 2-4 Long Arm Rental Day	28 Knit Pickers' Club 3- 7	29	30 Long Arm Rental Day	31 Fab 40s sampler 10:30-4

Color of the month: blacks						
-------------------------------	--	--	--	--	--	--

Summer Classes

Please look on the calendars above for times and dates. We will add a couple more classes, time & energy permitted, so keep an eye on the calendar.

Ongoing Classes & Clubs

Block of the Month First Sat of month 10:30-11:15 FREE Barb Boyer Join at any time. You get a free fat quarter if you come to class with the previous month's completed block. This year we're making a black & Y white + one color quilt. The challenge, if you choose to accept it, is work within the black & white palette (plus one color placed where ever you like). For the color choice, we are drawing paint chip cards, covered in newspaper so you can't see what color you're getting. But...if you don't like the color you've drawn you can 1) swap with a neighbor, or 2) draw a new color. And if you just can't bring yourself to work in neon green and no one will swap with you, you can just choose your own color.

Grandmother's Flower Garden, English

Paper Piecing last Monday of each month, 2-4 Barb Boyer \$20 (one time fee)

We will teach the basics of English Paper Piecing, the simple & easy way to hand piece. English paper piecing dates back to the early 1800s. It is a hand sewing method that uses paper templates to help sew complex angles together, like hexagons. Any number of different designs can be made, including Grandmother's Flower Garden-this is the pattern we're doing this year. We will also show how to hand piece the traditional way, also, if you are interested.



Hand Embroidery Club 2nd Sat. of the month, 10-noon FREE KathySconce

If you want to learn to hand embroider or just brush up your technique, join us on the second Saturday of the month from 10 to noon. You can work on your own projects or you can join the project we are doing. This year we are following a purchased pattern called Gardner's Alphabet Quilt Block of the Month by Crabapple Hill. We will explore a variety of embroidery stitches for each block each block (2 letters per month), plus we will learn how to color



Knit Pickers' Club 2nd and 4th Wed of each month, 3-7 Carol Moler
We are changing up the Knit Pickers' Club. We're going to knit 2 days a month every second and fourth Wednesday, and we'll start earlier in the day at 3. For those you who work, we'll still be knitting 'till 7. The Club is open to all skill levels. We want to share what we've learned, find new patterns, and simply just sit and knit. We work on some felting projects, fingerless mittens, mittens, and socks. And we are working on a group project-meaning everyone does the same pattern. Each month we will learn a different pattern, make it into a square and eventually put all the squares into one project-afghan, scarf, bag, etc.

This wool wall hanging has 4 rows: Spring, Summer, Fall & Winter. We will start with the Winter Row in January. We will take 2 months per row, and we'll take July & August off. You will learn wool applique, various embroider stitches, and how to add fun embellishments to your wall hanging. **Note: we are taking July & August off. We'll start on the pumpkin row in September.**



In this class you will learn all about the Nolting long arm quilting machines: loading, threading, quilting. I'll demonstrate how to load and thread, set stitch length, change tension, wind and load bobbins. Then I will load a practice quilt onto the machine and show how to do hand guided quilting. Each student will be given at least 15-20 minutes of practice time. (Each class is limited to 4 students). You will be able to do free hand quilting plus you can practice following a pantograph. Any quilter who wants to rent to machines must take this class first, regardless of whether you have experience on a long arm machine. This class is not designed to teach you everything there is to know about long arm quilting-it's just a start.

For those of you who missed the retreat, we will schedule a couple of extra classes to help get you going on your quilt. And for those that did attend the retreat, we will work on the blocks that we didn't have time for. Watch the newsletter for dates & times.

Teapot Sampler (class is free with purchase of kit -- \$175) 3-4 months Barb Boyer

Jason Yenter & In The Beginning Fabrics have done it again!

This beautiful quilt combines fusible applique with easy to do piece blocks. We will do the quilt as a block of the month, doing 2 blocks a month (there are 9). Skills learned

include fusible applique, machine applique with mono filament thread, mitered borders and basic pieced blocks. We have kits!



July Classes

Mexican Star \$25 Sue Frerich

Eleanor Burns has done it again with this striking criss crossing quilt. The sample quilt shown has a black background, but the pattern shows a white background, so you definitely have options. This quilt uses a special wedge ruler to help you get the perfect angle on your strips. This is another quilt where you can use precut 2 1/2" strips. Skills learned include handling angles, using a new ruler, and color placement for your stars.



August Classes

Jelly Roll Race \$20 Barb Boyer

See explanation in July. Same quilt, different day.

Fab Forties Quilt \$25 Sue Frerich

Our final Log Cabin quilt of the year involves both log cabin blocks and 12-14 other pieced blocks. Eleanor has been taking her old quilts, with classic blocks, and turning them into fabulous! patterns. This quilt will be taught as a (several) block of the month-it will continue into the fall schedule. Skills learned include how to use lots of new rulers (Eleanor has a ruler for many of her blocks which make the cutting and piecing easy peasy); how to make lots of new blocks; and how to choose the right color palate.



CLUBS

HAND EMBROIDERY CLUBFREE!

If you want to learn to hand embroider or just brush up your technique, join us on the second Saturday of the month from 10 to noon. You can work on your own projects or you can join the project we are doing.

Hand Work ClubFREE!

Every Tuesday afternoon from 2-4, join us to just sit & hand stitch, crochet, bind, or knit group. Bring what you're working on, sit up at the table in front by the window and work on your projects for awhile. You can get advice & suggestions from your fellow quilters and share your experiences about your projects.

Knit Pickers' Club FREE!

This is another get-together class to sit & knit, work on our projects, share information and get some help. We will share techniques, suggest patterns, but mainly we'll sit & knit (or pick). We are discussing trying to do a group project meaning everyone does the same pattern. Each month we will learn a different pattern, make it into a square and eventually put all the squares into one project. Afghan, scarf, bag, etc.

Block of the Month Club FREE!

First Saturday of the Month, 10:30-11:15. Join at any time. You get a free fat quarter if you come to class with the previous month's completed block.

Monthly Mini Club FREE!

First Saturday of the Month from 4-6.

This year we are going to do several different wall hangings. These will be kitted with all of the necessary fabrics and patterns. We will work on the same wall hanging for 2-3 months. You can choose to do one or all of them (I think I have 4 scheduled). In class we will learn various machine applique techniques to use on the blocks and some of the kits come with embellishments, so we will discuss how to add the embellishments to the quilts.

Toad Tots Club

On full moon days (as noted in the calendar) you will get 20% off all purchases (not otherwise discounted) that you can fit in your bag. You must bring your bag to participate.

Full Moon Days: June 17; July 16; August 15

Discount Policy

We will honor only one discount -- whichever is largest. You can't combine a 10% with a 25% discount to get a 35% discount. On this we can't be bribed.

Color of the Month

June blue; July Christmas; August blacks.

Nolting Longarm Machines

Nolting has 5 main machines, each with different reaches: from 17" to 30" depending on the machine. They are sold with or without a frame, but after I saw & helped set up one of the steel frames this week, I recommend buying the frame. All machines, except for the Standard--the most economical machine-- have a stitch regulator. I recommend a stitch regulator. All machines can be equipped with a computer and there are a couple of different ones to choose from. In addition, you can get an extended table base so that you can use rulers, you can get larger bobbins on some of the models and on the frames you can get hydraulic lifts to raise and lower the tables. In the coming weeks, I will print out more information on each model.

The best entry level machine is the Fun Quilter. It comes in 17", 20" & 23" reach. It comes with the Intellistitch Equalizer stitch regulator, standard speed control, needle up/down, and fixed handles in the front & rear. This machine can also be equipped with a computer.



The Pro Machine has the Intellistitch Turbo stitch regulator, single stitch option, standard speed control, needle up/down and customizable handles in the front & rear. The Pro Machine comes in 20", 24" and 30" reach with 10-12" of inside height. There are easy dials on the front to set stitch length and other options. This machine can also be equipped with a computer.



The NV Machine is the newest in the fleet of Nolting machines. This machine has a touch screen with progra

mmable stitch regulation. You can stitch in 4 different stitch modes plus single stitch and needleup/down. It also has an adjustable brightness LED work light. This machine can also be equipped with a computer.



Nolting also has a commercial machine with the Intellistitch Equalizer stitch regulator, standard speed control, needle up/down, and fixed handles in the front & rear. This machine can also be equipped with a computer.

CLUBS

HAND EMBROIDERY CLUB-FREE!

If you want to learn to hand embroider or just brush up your technique, join us on the second Saturday of the month from 10 to noon. You can work on your own projects or you can join the project we are doing.

Hand Work Club-FREE!

Every Tuesday afternoon from 2-4, join us to just sit & hand stitch, crochet, bind, or knit group. Bring what you're working on, sit up at the table in front by the window and work on your projects for awhile. You can get advice & suggestions from your fellow quilters and share your experiences about your projects.

Knit Pickers' Club FREE!

This is another get-together class to sit & knit, work on our projects, share information and get some help. We will share techniques, suggest patterns, but mainly we'll sit & knit (or pick). We are discussing trying to do a group project-meaning everyone does the same pattern. Each month we will learn a different pattern, make it into a square and eventually put all the squares into one project-afghan, scarf, bag, etc. 2nd & 4th Wednesdays, 3-7.

Block of the Month Club FREE!

First Saturday of the Month, 10:30-11:15. Join at any time. You get a free fat quarter if you come to class with the previous month's completed block.

Monthly Mini Club FREE!

First Saturday of the Month from 4-6.

This year we are going to do several different wall hangings. These will be kitted with all of the necessary fabrics and patterns. We will work on the same wall hanging for 2-3 months. You can choose to do one or all of them (I think I have 4 scheduled). In class we will learn various machine applique techniques to use on the blocks and some of the kits come with embellishments, so we will discuss how to add the embellishments to the quilts.

Toad Toters Club

On full moon days (as noted in the calendar) you will get 20% off all purchases (not otherwise discounted) that you can fit in your bag. You must bring your bag to participate.

Full Moon Days: January 20 , February 19 , March 20, April 19, May 18.

Discount Policy

We will honor only one discount -- whichever is largest. You can't combine a 10% with a 25% discount to get a 35% discount. On this we can't be bribed.

Color of the Month

January red; February purple; March green; April yellow; May white.

Join the fun and come feel the difference of quality fabrics.

Happy quilting!

Sincerely, Barbara Boyer

Around the Block

307-433-9555

www.aroundtheblockquilts.com