

**Customer Appreciation
Sale also known as
Inventory Reduction
Sale**



**Friday, Dec 27 3-7 for
Toad Toters only**

Saturday Dec 28 10-5

for everyone


**40% off everything on the sales floor,
including books, patterns, notions, and,
of course, fabric. Only exception:
\$5/yard fabric stays at \$5.**



Travel, Explore, Cruise, Quilt!

We are sailing with Princess Cruises on
December 29-2020-January 8, 2021!

Traveling on a ship during the holidays is
one of the most fun things to do. The
ship will be beautifully decorated, New
Year's will be celebrated at sea and there
is bound to be free champagne
everywhere you look.



Princess has started a new sale regarding this cruise. The price of the cruise is slightly higher, but the amenity packages are bigger. We will be able to honor the original price of \$1669 per person, double occupancy, + \$100 for class, through the end of the month, but the new sale has even better freebies attached to it, including free premium beverage package, payment of gratuities and free wifi. On board credit will also be offered. This offer will be good through the end of February, but please don't decide last minute because if something goes wrong (weather, shop closed, internet down, phones crash) you may miss out on that deal. Another advantage in signing up early is you get your pick

of the choicest state rooms--best locations. **A deposit of only \$100 per person will secure you a room.** Payments can be extended through at least August.

The more people who sign up, the more amenities we will be able to receive (mainly in the form of on board credits). And it is possible that the price of the cruise will also drop. So spread the word among your non quilting friends and encourage your quilting friends to come along.

We board in Ft. Lauderdale with port stops in Falmouth, Jamaica; Cartagena, Columbia; Cristobal, Panama; Puerto Limon, Costa Rica; Grand Cayman Islands. Plus, of course, cruising in and out of the Panama Canal.

Airfare is separate and we may want to leave a day early, Dec. 28, to fly to Ft. Lauderdale. I will work with the travel agency on getting packages for air and hotel. However, you do not need to opt into those packages and can make travel arrangements yourself. I plan to go a day early and will stay overnight at a hotel in Ft. Lauderdale. I will tell you whether I will go with the package provided or will do my own thing. This cost does not include travel insurance, which I encourage you to get. The travel agency works with a great company, so we can work through it if you want insurance.

If we get more passengers, it is possible the price may go down. Also, upgrades are available to rooms with a view, but I do not have those prices yet.

Classes: The main project we will work on is a Mola. Molas are reverse appliques, mainly done by the Kuna Indians. I'll bring examples of some of their work and I'll have kits for a small ornament for you. We'll talk about the Kuna culture, their artwork, and their needlework. I will also provide one knitting project, details to come. I will supply the pattern, you just need to bring some scraps of wool yarn. I will also provide one more project, tba, that will memorialize our cruise to Panama.

If you are interested in an upgrade to a room with a view or better, please let me know. I have a list of prices from the travel agency that I will share. If you are already a Princess member, please give me your Princess number when you give me your deposit so you can get credit. There may be other benefits you can get for being a senior, military, teacher, police -- all of that can be checked through our travel agent, Heather. I stress the "may" as in "may or may not" but it is worth checking.

December 20, 2019

"She ate what? And it didn't kill her?" Becca was laughing. "Poodles must not be very smart."

"Becca, that's not nice. Poodles are very smart dogs."

"Toys must not be. You just can't cram a smart brain into a tiny package."

"You're a mini Aussie. So how does that work with you?"

"I'm smart." And that was that.

"So why did your mom put the Snickers under the tree in the first place?" Becca went on. "In fact, why did she wrap up a bag of mini Snickers for a Christmas present? Aren't you supposed to get socks & underwear & that sort of stuff for Christmas?"

Becca is talking about the year Topaz, a fat champagne colored toy poodle, discovered chocolate. Mom had wrapped a plastic bag of mini Snickers and Topaz was half way through the bag before we caught her. All that chocolate, plastic and paper wrapping didn't kill her, it just made her fatter.

"Mom wrapped everything little thing," I told her. "If we got socks, she'd sometimes wrap each pair individually so that we'd have more packages to open."

Christmas was often a 6 hour adventure, with a snack break half way through. The tradition in our house was to open gifts on Christmas Eve. We'd start at 6 or so and end after midnight. Then Santa would come after we went to bed and the gifts he brought, only three, were always left unwrapped under the tree.

The tradition of only asking Santa for three gifts was developed by my dad to keep my brothers from going nuts with Santa wishes. So by the time I came along, it was engrained that Santa only brought 3 gifts, consequently you could only ask for three Santa gifts. I was much older before I learned that this particular tradition was pure Boyer. It never dawned on me that the other kids were perplexed over my question: What three things did Santa bring you?

I don't remember most of the gifts I received when I was a kid. Be honest. How many Christmases do you remember as a kid? Scroll back through your mind and think of what special presents you got, what you asked for from Santa & whether you got it or not.

It's tough, admit it. Christmas movies are often built around the theme of the pretty young person (man or woman) who either loves or hates Christmas because of something that happened when they were 7 years old. I don't remember year 7 or 8, maybe 4, maybe 12. But only bits and pieces.

I remember sneaking down the stairs when I was 4 or younger to see if Santa had come. I remember the stairs. The rest of this memory was best kept by my brothers, who were older, so I'm not exactly sure we made it to the bottom of the steps before getting caught. I think measles was involved as well.

I remember getting a Barbie play house-actually a dorm room-and an orange convertible for her. I remember getting my birthstone in a ring. I remember getting a package of socks-to this day still one of my favorite things to get at Christmas. I remember a doll my brothers got for me. I still have her.

I also remember some of the gifts I gave: A tie for dad that I bought at a tie store in downtown Omaha. I could ride the bus downtown on Saturday and shop in the three department stores, plus assorted small shops in a three block, or so, area. I was 12 or younger, and this kind of activity was safe for a kid back then. Tea towels for mom because that was on her list. At the time I never thought that tea towels were a good Christmas present-too basic-but again, tea towels are now a favorite thing for me to get, and I think I know why mom asked for them. It's not something you typically buy for yourself because you can always do with what you've got. And it was within an 12-year-old's price range.

We were also a big used book giving family. We didn't buy new, we bought used at various sales. These gifts were some of the best, even though I don't remember most of the titles of what I got or gave. I do remember one Christmas that I shared with my older brother's family the year the grammar book, *Eat, Shoots and Leaves* came out. My niece, my brother and I all bought the book for each other. I think among the three of us we had at least 5 copies. Granted, it was a new book. But it was about grammar. How fun is that? (Becca is rolling on the floor, laughing right about now.)

What I do remember are the traditions at Christmas, the things we did every year. Like baking Christmas cookies, although that was more a mom thing. She'd start making cookies at least 3 or 4 weeks before Christmas-sometime right after Thanksgiving. She kept lists of what cookies she made each year and when. I helped decorate, but I was not an enthusiastic baker, and mom didn't force me to help. Remember what I said-mom made tons of cookies: spritz, Santa faces (a type of tasteless sugar cookie with royal icing that everyone clamored for) snow drops, chocolate chips, rum balls, thumbprints, divinity, and a lot of cookies I didn't like but adults did. I could last maybe one evening in the kitchen and that was it. I had better things to do. Like...

.....looking at Ideal magazines, drooling over the toy section of the big, thick Sears catalog, listening to Christmas music, making Christmas trees out of old Reader's Digests and spray painting them gold, reading Christmas stories or listening to dad read stories, putting together puzzles, playing board and card games, and eating thin slices of salty ham, cheese and crackers and hard summer sausages. We had a neighbor who gave us a box filled with fruit and nuts each Christmas. I always thought that was such an odd gift, until I was older and understood the history and thoughtfulness of the gift.

I also remember going to the tree lot in downtown Omaha in the warehouse district to buy a tree. It was very much like what you see in the movie *The Christmas Story*. Mom always wanted a flocked tree and dad gave in one

year. It may have been shortly after that that we, meaning mom, switched to an artificial tree.

Many of these memories have no specific date attached. They are traditions that happened every year. The specific parts, like what gifts I got, are harder to pin point.

So Merry Christmas to all of you. I hope you create wonderful memories for this year and that you are filled with wonderful memories of past Christmases. We have 5-6 days for Christmas and I challenge you to do at least one Christmas related activity each day: Read a Christmas story, watch a classic Christmas movie, make a batch of Christmas cookies, attend a Christmas concert, listen to Nat King Cole sing a Christmas tune or two, drive by Christmas lights in town, stitch a Christmas ornament for the tree, string popcorn for decorating the tree.

Take the time to enjoy the season, and, as Becca always says, "Make time for treats!"


It's time to think about Shop Hop!


Our theme for this year's challenge is flashback to the 1960s. Beatles, peace signs, hippies, tie dye, long hair, rock & roll, being hip or being square. Make your own project around a 1960s theme, using a commercial pattern or one of your own creation. Wall hangings, totes or other interpretations of a 60s theme no larger than 60" X 60" will be accepted. Projects will hang at the Springtime in the Rockies Shop Hop at the Ranch, April 17 & 18. **Gift Basket Prizes awarded: \$250 1st; \$200 2nd; \$150 3rd as picked by Viewer's Choice.** To participate, fill out an entry form and submit it to a participating quilt store with your project by April 13.

I will have the forms available later--or just ask me to print you one. For now, it's time to start thinking of what project you want to do! The prizes are big this year!








WHAT'S NEW!!

From Northcott:







From Northcott:



From AGF:




From Clothworks:



From Michael Miller:







From Northcott:




From Moda:




From AGF:



From Andover:



From Moda: NOTE: WE HAVE KITS USING THIS FABRIC. VERY CUTE. ONLY 4 LEFT.








kit



Note: some of these are flat, some brushed, and a couple of them I have in both flat and brushed.

From Clothworks:





From Robert Kaufman:



we got fat quarter bundles of the woven linens and Elizabeth Hartman's new collection called Adventure. And we got 3 of these kits of her newest pattern.

SIGN UP FOR LONG ARM QUILTING CLASSES TODAY!

Classes are on Wednesdays and some Saturdays: 10:30-1:30; 2:30-5:30, or 6-8:30. Check the calendar for dates. Only 4 to a class.

Rentals have started for those who have taken the class. Tuesdays and Fridays, and a couple of Saturday and Sunday rentals. Check the calendar for rentals. Generally, there are 2 rentals times per day: 10:30-2 and 2:30-6. \$25/hr or \$85 for 3 1/2 hours. \$50 minimum. Plus \$5/bobbin for thread. Most quilts (double and smaller), even for

beginners, will take about 2 1/2-3 hours. We will discuss what you plan to do on your quilt and will help you estimate how long it will take.

Class descriptions follow the calendar, so keep scrolling. Classes are listed alphabetically, by month.

December 2019						
Sun	Mon	Tues	Wed	Thurs	Fri	Sat
1 Closed	2	3 Hand work Club 2-4 Long Arm Rental Day	4 Long Arm Quilt classes 10:30-1:30; 2:30-5:30; OR 6-9	5 Dragon Quilt 10:30-4	6 Long Arm Rental Day	7 BOM 10:30 Gravity 1-4 Long Arm Rental Day 3-6
8	9 Intro to Wool Applique: Ornaments 1-4	10 Hand work Club 2-4 Long Arm Rental Day	11 Long Arm Quilt classes 10:30-1:30 Knit Pickers' Club 3-7	12 Christmas Stockings 10:30-4 Full Moon	13 Open sew 3-7 Long Arm Rental Day	14 Embroidery Club 10-noon Triangle Frenzy 1-6
15 Traditional Binding 1-4	16	17 Hand work Club 2-4 Long Arm Rental Day	18 Credit Card Holders 1-4	19	20 Long Arm Rental Day	21
22 AccuCut 1-4	23	24	25 Closed Christmas	26	27	28
29	30	31	Color of the month: Christmas			

JANUARY 2020

Sunday	Monday	Tuesday	Wednesday	Thursday	Friday	Saturday
			1 New Year's Day Closed	2	3 Long Arm Rental Day	4 BOM 10:30
5 Closed	6	7 Hand work Club 2-4 Long Arm Rental Day	8 Knit Pickers' Club 3-7	9	10 Long Arm Rental Day Full Moon	11 Embroidery Club 10-noon Embroidery Club 10-noon How to Use Strips: Zig Zag noon-6
12	13	14 Hand work Club 2-4 Long Arm Rental Day	15 Hand Quilting 10-noon	16 Beginning Quilt 6-9	17 Long Arm Rental Day	18 BJ Designs 10:30-5
19 Beginning Quilt 1-4	20 How to Use Strips: Jelly Roll Race 10:30-4 ML King Day	21 Hand work Club 2-4 Long Arm Rental Day	22 Knit Pickers' Club 3-7	23 Beginning Quilt 6-9	24 Long Arm Rental Day	25 Working with Rulers: No Math Flying Geese 10:30-4
26 Beginning Quilt 1-4	27 English English Paper Piecing: Dresden Plate 2-4	28 Hand work Club 2-4 Long Arm Rental Day	29	30 Beginning Quilt 6-9	31 Long Arm Rental Day	1 Color of the month: Purple

FEBRUARY 2020

Sunday	Monday	Tuesday	Wednesday	Thursday	Friday	Saturday
						1 BOM 10:30 BOM 10:30 Working with Rulers: Drunkard's Path 1-6
2	3 Color of the month: red	4	5	6	7	8 Embroidery Club 10-noon Embroidery Club 10-noon How to Use Strips: Strip Stacks noon-6
Closed		Hand work Club 2-4 Long Arm Rental Day	Knit Pickers' Club 3-7	Beginning Quilt 6-9	Long Arm Rental Day	
9	10	11	12	13	14	15 Bermuda Sunset 10:30-5
Beginning Quilt 1-4 Full Moon		Hand work Club 2-4 Long Arm Rental Day	Wool Ornaments 10-1	Beginning Quilt 6-9	Long Arm Rental Day Valentine's Day	
16	17	18	19	20	21	22 Working with Rulers: Circular Motion 10:30-4
Beginning Quilt 1-4	T-Shirt Quilt 10:30-4 Presidents' Day	Hand work Club 2-4 Long Arm Rental Day	Back Basting Applique 10-noon Knit Pickers' Club 3-7	Beginning Quilt 6-9	Long Arm Rental Day	
23	24	25	26	27	28	29 Working with Rulers: Summer Swag 10:30- 5
Beginning Quilt 1-4	English Paper Piecing: Dresden Plate 2-4	Hand work Club 2-4 Long Arm Rental Day		Beginning Quilt 6-9	Long Arm Rental Day	

MARCH 2020

Sunday	Monday	Tuesday	Wednesday	Thursday	Friday	Saturday
1 Closed	2	3 Hand work Club 2-4 Long Arm Rental Day	4	5 Beginning Quilt 6-9	6 Long Arm Rental Day	7 BOM 10:30 BOM 10:30 Wyoming Bear's Paw 1-6
8 Beginning Quilt 1-4	9 Full Moon	10 Hand work Club 2-4 Long Arm Rental Day	11 Knit Pickers' Club 3-7	12	13 Long Arm Rental Day	14 Embroidery Club 10-noon Embroidery Club 10-noon Embroidery Club 10-noon Wyoming Bear's Paw 1-6
15 Beginning Quilt 1-4	16	17 Hand work Club 2-4 Long Arm Rental Day	18 Hand Piecing Dresden Plates 10-noon	19 Beginning Machine Quilting 1-4	20 Long Arm Rental Day	21 How to Use Strips: Design Challenge 10:30-4
22 Beginning Quilt 1-4	23	24 Hand work Club 2-4 Long Arm Rental Day	25 Wool Ornaments 10-1 Knit Pickers' Club 3-7	26 Beginning Machine Applique 1-4	27 Long Arm Rental Day	28 Working with Rulers: Mini Dresden Plate 10:30-4
29	30 English Paper Piecing: Dresden Plate 2-4	31 Hand work Club 2-4 Long Arm Rental Day	Color of the month: green			

APRIL 2020

Sunday	Monday	Tuesday	Wednesday	Thursday	Friday	Saturday
			1	2	3	4 BOM 10:30 BOM 10:30 Working with Rulers: Misty Mountain 10-6
5	6	7 Hand work Club 2-4 Long Arm Rental Day	8 Knit Pickers' Club 3-7 Full Moon	9	10 Long Arm Rental Day Good Friday	11 Embroidery Club 10-noon Embroidery Club 10-noon Embroidery Club 10-noon There Be Dragon's Here! 1- 6
12 Easter Sunday Closed	13	14 Hand work Club 2-4 Long Arm Rental Day	15	16	17 SHOP HOP	18 SHOP HOP
19 Beginning Machine Quilting 1-4	20	21 Hand work Club 2-4 Long Arm Rental Day	22 Wool Ornaments 10-1 Knit Pickers' Club 3-7	23	24 Long Arm Rental Day	25 It's Not too Early for Halloween 10-noon
26 Beginning Machine Applique 1-4	27 English Paper Piecing: Dresden Plate 2-4	28 Hand work Club 2-4 Long Arm Rental Day	29	30	Color of the month: yellow	

MAY 2020

Sunday	Monday	Tuesday	Wednesday	Thursday	Friday	Saturday
					1	2 BOM 10:30 BOM 10:30
3	4	5	6	7	8	9 Embroidery Club 10-noon Embroidery Club 10-noon
Closed		Hand work Club 2-4 Long Arm Rental Day	Knit Pickers' Club 3-7	Full Moon	Long Arm Rental Day	
10	11	12	13	14	15	16 A Study in Subtle 10:30- 5
Mother's Day		Hand work Club 2-4 Long Arm Rental Day	Wool Ornaments 10-1		Long Arm Rental Day	
17	18	19	20	21	22	23
		Hand work Club 2-4 Long Arm Rental Day	Knit Pickers' Club 3-7		Long Arm Rental Day	
24	25	26	27	28	29	30
	Memorial Day	Hand work Club 2-4 Long Arm Rental Day			Long Arm Rental Day	
31						
	Color of the month: whites					

Please look on the calendars above for times and dates.

Ongoing Classes & Clubs

AccuCut Rental Sept 21, 4-6, Oct. 19, 4-6, Nov 16, 4-6, Dec 22, 1-4 \$10/30 minutes

We have an industrial size AccuCut cutter with several dies: strips, squares, triangles, rectangles. Sign up for time of the AccuCutter to change your stash into usable strips, squares, rectangles and triangles. We will rent to machine in ½ hour intervals (you can get a lot cut in ½ hour).

Knit Pickers' Club 2nd and 4th Wed of each month, 3-7 Carol Moler

We are changing up the Knit Pickers= Club. We=re going to knit 2 days a month every second and fourth Wednesday, and we=ll start earlier in the day at 3. For those you you who work, we=ll still be knitting >till 7. The Club is open to all skill levels. We want to share what we've learned, find new patterns, and simply just sit and knit. We work on some felting projects, fingerless mittens, mittens, and socks. And we are working on a group projectBmeaning everyone does the same pattern. Each month we will learn a different pattern, make it into a square and eventually put all the squares into one projectBafghan, scarf, bag, etc.

Long Arm Quilting Classes Wednesdays from 10:30-1:30, 2:30-5:30 Barb Boyer \$30
(check calendar for specific times & dates)

In this class you will learn all about the Nolting long arm quilting machines: loading, threading, quilting. I=ll demonstrate how to load and thread, set stitch length, change tension, wind and load bobbins. Then I will load a practice quilt onto the machine and show how to do hand guided quilting. Each student will be given at least 15-20 minutes of practice time. (Each class is limited to 4 students). You will be able to do free hand quilting plus you can practice following a pantograph. Any quilter who wants to rent to machines must take this class first, regardless of whether you have experience on a long arm machine. This class is not designed to teach you everything there is to know about long arm quiltingBit=s just a start.

December Classes

Credit Card Holders Wed Dec 18, 1-4 \$20 Barb Boyer

Make a fast,easy credit card holder that is lined with that special stuff that prevents hackers from stealing your info. Two fat quarters will make several card holders, or you could use a fat quarter and our cork fabric, to make an extra special card holder.

Nolting Longarm Machines

Nolting has 5 main machines, each with different reaches: from 17" to 30" depending on the machine. They are sold with or without a frame, but after I saw & helped set up one of the steel frames this week, I recommend buying the frame. All machines, except for the Standard-- the most economical machine-- have a stitch regulator. I recommend a stitch regulator. All machines can be equipped with a computer and there are a couple of different ones to choose from. In addition, you can get an extended table base so that you can use rulers, you can get

larger bobbins on some of the models and on the frames you can get hydraulic lifts to raise and lower the tables. In the coming weeks, I will print out more information on each model.

The best entry level machine is the Fun Quilter. It comes in 17", 20" & 23" reach. It comes with the Intellistitch Equalizer stitch regulator, standard speed control, needle up/down, and fixed handles in the front & rear. This machine can also be equipped with a computer.



The Pro Machine has the Intellistitch Turbo stitch regulator, single stitch option, standard speed control, needle up/down and customizable handles in the front & rear. The Pro Machine comes in 20", 24" and 30" reach with 10-12" of inside height. There are easy dials on the front to set stitch length and other options. This machine can also be equipped with a computer.



The NV Machine is the newest in the fleet of Nolting machines. This machine has a touch screen with programmable stitch regulation. You can stitch in 4 different stitch modes plus single stitch and needle up/down. It also has an adjustable brightness LED work light. This machine can also be equipped with a computer.



Nolting also has a commercial machine with the Intellistitch Equalizer stitch regulator, standard speed control, needle up/down, and fixed handles in the front & rear. This machine can also be equipped with a computer.

CLUBS

HAND EMBROIDERY CLUB-FREE!

If you want to learn to hand embroider or just brush up your technique, join us on the second Saturday of the month from 10 to noon. You can work on your own projects or you can join the project we are doing.

Hand Work Club-FREE!

Every Tuesday afternoon from 2-4, join us to just sit & hand stitch, crochet, bind, or knit group. Bring what you're working on, sit up at the table in front by the window and work on your projects for awhile. You can get advice & suggestions from your fellow quilters and share your experiences about your projects.

Knit Pickers' Club FREE!

This is another get-together class to sit & knit, work on our projects, share information and get some help. We will share techniques, suggest patterns, but mainly we'll sit & knit (or pick). We are discussing trying to do a group project-meaning everyone does the same pattern. Each month we will learn a different pattern, make it into a square and eventually put all the squares into one project-afghan, scarf, bag, etc. 2nd & 4th Wednesdays, 3-7.

Block of the Month Club FREE!

First Saturday of the Month, 10:30-11:15. Join at any time. You get a free fat quarter if you come to class with the previous month's completed block.

Toad Toters Club

On full moon days (as noted in the calendar) you will get 20% off all purchases (not otherwise discounted) that you can fit in your bag. You must bring your bag to participate.

Full Moon Days: December 12, January 10, February 9, March 9, April 8, May 7

Discount Policy

We will honor only one discount -- whichever is largest. You can't combine a 10% with a 25% discount to get a 35% discount. On this we can't be bribed.

Color of the Month

December Christmas, January purple, February red, March green, April yellow, May white

Join the fun and come feel the difference of quality fabrics.

Happy quilting!

Sincerely, Barbara Boyer

Around the Block

307-433-9555

www.aroundtheblockquilts.com