



# Around the Block

## QUILT SHOP

### Travel, Explore, Cruise, Quilt!

We are sailing with Princess Cruises on December 29-2020-January 8, 2021!

Traveling on a ship during the holidays is one of the most fun things to do. The ship will be beautifully decorated, New Year's will be celebrated at sea and there is bound to be free champagne everywhere you look.



Princess has started a new sale regarding this cruise. The price of the cruise is slightly higher, but the amenity packages are bigger. We will be able to honor the original price of \$1669 per person, double occupancy, + \$100 for class, through the end of the month, but the new sale has even better freebies attached to it, including free premium beverage package, payment of gratuities and free wifi. On board credit will also be offered. This offer will be good through the end of February, but please don't decide last minute because if something goes wrong (weather, shop closed, internet down, phones crash) you may miss out on that deal. Another advantage in signing up early is you get your pick of the choicest state rooms--best locations. **A deposit of only \$100 per person will secure you a room.** Payments can be extended through at least August.

The more people who sign up, the more amenities we will be able to receive (mainly in the form of on board credits). And it is possible that the price of the cruise will also drop. So spread the word among your non quilting friends and encourage your quilting friends to come along.

We board in Ft. Lauderdale with port stops in Falmouth, Jamaica; Cartagena, Columbia; Cristobal, Panama; Puerto Limon, Costa Rica; Grand Cayman Islands. Plus, of course, cruising in and out of the Panama Canal.

Airfare is separate and we may want to leave a day early, Dec. 28, to fly to Ft. Lauderdale. I will work with the travel agency on getting packages for air and hotel. However, you do not need to opt into those packages and can make travel arrangements yourself. I plan to go a day early and will stay overnight at a hotel in Ft. Lauderdale. I will tell you whether I will go with the package provided or will do my own thing. This cost does

not include travel insurance, which I encourage you to get. The travel agency works with a great company, so we can work through it if you want insurance.

If we get more passengers, it is possible the price may go down. Also, upgrades are available to rooms with a view, but I do not have those prices yet.

Classes: The main project we will work on is a Mola. Molas are reverse appliques, mainly done by the Kuna Indians. I'll bring examples of some of their work and I'll have kits for a small ornament for you. We'll talk about the Kuna culture, their artwork, and their needlework. I will also provide one knitting project, details to come. I will supply the pattern, you just need to bring some scraps of wool yarn. I will also provide one more project, tba, that will memorialize our cruise to Panama.

If you are interested in an upgrade to a room with a view or better, please let me know. I have a list of prices from the travel agency that I will share. If you are already a Princess member, please give me your Princess number when you give me your deposit so you can get credit. There may be other benefits you can get for being a senior, military, teacher, police -- all of that can be checked through our travel agent, Heather. I stress the "may" as in "may or may not" but it is worth checking.

December 13, 2019

Some things are real. Like Santa Claus.

Eight year old Virginia O'Hanlon wrote a letter to the editor of New York's *Sun* on Sept 21, 1897 asking the *Sun* about Santa Claus. Newsman Francis Church's answer is one of the most reprinted newspaper editorials:

"DEAR EDITOR: I am 8 years old.

Some of my little friends say there is no Santa Claus.

Papa says, 'If you see it in THE SUN it's so.'

Please tell me the truth; is there a Santa Claus?

VIRGINIA O'HANLON.

115 WEST NINETY-FIFTH STREET.

VIRGINIA, your little friends are wrong. They have been affected by the skepticism of a skeptical age. They do not believe except they see. They think that nothing can be which is not comprehensible by their little minds. All minds, Virginia, whether they be men's or children's, are little. In this great universe of ours man is a mere insect, an ant, in his intellect, as compared with the boundless world about him, as measured by the intelligence capable of grasping the whole of truth and knowledge. Yes, VIRGINIA, there is a Santa Claus. He exists as certainly as love and generosity and devotion exist, and you know that they abound and give to your life its highest beauty and joy. Alas! how dreary would be the world if there were no Santa Claus. It would be as dreary as if there were no VIRGINIAS. There would be no childlike faith then, no poetry, no romance to make tolerable this existence. We should have no enjoyment, except in sense and sight. The eternal light with which childhood fills the world would be extinguished.

Not believe in Santa Claus! You might as well not believe in fairies! You might get your papa to hire men to watch in all the chimneys on Christmas Eve to catch Santa Claus, but even if they did not see Santa Claus coming down, what would that prove? Nobody sees Santa Claus, but that is no sign that there is no Santa Claus. The most real things in the world are those that neither children nor men can see. Did you ever see fairies dancing on the lawn? Of course not, but that's no proof that they are not there. Nobody can conceive or imagine all the wonders there are unseen and unseeable in the world.

You may tear apart the baby's rattle and see what makes the noise inside, but there is a veil covering the unseen world which not the strongest man, nor even the united strength of all the strongest men that ever lived, could tear apart. Only faith, fancy, poetry, love, romance, can push aside that curtain and view and picture the supernal beauty and glory beyond. Is it all real? Ah, VIRGINIA, in all this world there is nothing else real and abiding.

No Santa Claus! Thank God! he lives, and he lives forever. A thousand years from now, Virginia, nay, ten times ten thousand years from now, he will continue to make glad the heart of childhood."

Now, some things are not real: (Spoiler alert, I hope these are not favorite shows that you have come to trust and love. And it is possible that these reality shows have some moments of truth. Anything's possible.)

Hell's Kitchen reality show: The customers who eat the meals are really paid for actors.

Ghost Hunter: Fake.

Real Housewives: Scripted and staged fights. Scripted everything.

Property Brothers: Scenes are reshot to add drama. They don't renovate the entire house only select rooms.

Pawn Stars: Scripted. Items shown are researched prior to the taping and price points are agreed to beforehand.

Fixer Uppers: House is already purchased before show - it's fiction that they "look" at 3 different houses. None of the furniture shown is within budget and must be purchased if the person wants it.

Jersey Shore: Lots of reshooting to get the just right facial expression. Lots of rehearsing.

The Bachelor: Contestants are fed lines and the outcome is predetermined.

American Idol: Scouts are sent out to find singers for the show, so even if you are a good "hopeful," many of the available slots have been predetermined.

Say Yes to the Dress: Reshoots are done to stress various comments made and to make it more dramatic.

Storage Wars: The auctions are staged.

Survivor: Body doubles are sometimes used for the contestants. Reshooting is done to get just the right footage. And there are rumors that the "voting off the island" is rigged.

Dance Moms: Staged fake fights. The moms & daughters actually think the fights are pretty funny.

Naked and Afraid: Okay, they are really naked. But the show is heavily produced and the naked people can have access to a variety of things, including vitamins, tampons and prescription meds. So much for living off the land.

Now I'm sure no one is really surprised at any of this. It doesn't mean that these shows are entertaining. While I'm not fond of them--I prefer my fiction to unadulterated fiction, not fiction disguised as reality--I know lots of people watch & enjoy. But it doesn't mean that much of what happens on these reality shows is staged, rehearsed, and scripted.

So it's nice to be able to say that Santa Claus is real and will live forever. Even a thousand years from now. I believe. Do you?

---




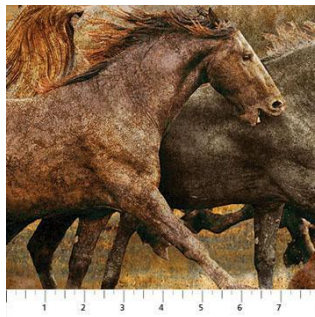


## It's time to think about Shop Hop!


Our theme for this year's challenge is flashback to the 1960s. Beatles, peace signs, hippies, tie dye, long hair, rock & roll, being hip or being square. Make your own project around a 1960s theme, using a commercial pattern or one of your own creation. Wall hangings, totes or other interpretations of a 60s theme no larger than 60" X 60" will be accepted. Projects will hang at the Springtime in the Rockies Shop Hop at the Ranch, April 17 & 18. **Gift Basket Prizes awarded: \$250 1<sup>st</sup>; \$200 2<sup>nd</sup>; \$150 3<sup>rd</sup> as picked by Viewer's Choice.** To participate, fill out an entry form and submit it to a participating quilt store with your project by April 13.

I will have the forms available later--or just ask me to print you one. For now, it's time to start thinking of what project you want to do! The prizes are big this year!



## WHAT'S NEW!!

From Northcott:






From AGF:



From Clothworks:




From Michael Miller:





From Northcott:




From Moda:




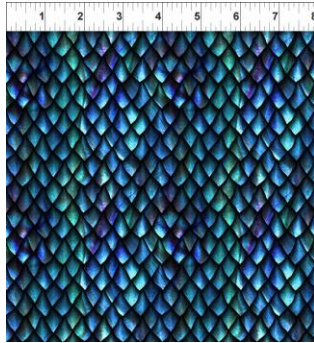
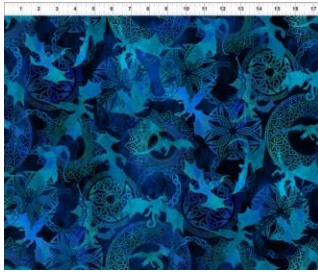

From AGF:





From Andover:



From In The Beginning: (Note: I do not have the orange/flame dragons in. If I get the reorder, it won't come until after the first of the year.)



From Moda: NOTE: WE HAVE KITS USING THIS FABRIC. VERY CUTE. ONLY 4 LEFT.











kit



Note: some of these are flat, some brushed, and a couple of them I have in both flat and brushed.

From Clothworks:





From Robert Kaufman:



we got fat quarter bundles of the woven linens and Elizabeth Hartman's new collection called Adventure. And we got 3 of these kits of her newest pattern.

## **SIGN UP FOR LONG ARM QUILTING CLASSES TODAY!**

**Classes are on Wednesdays and some Saturdays: 10:30-1:30; 2:30-5:30, or 6-8:30. Check the calendar for dates. Only 4 to a class.**

**Rentals have started for those who have taken the class. Tuesdays and Fridays, and a couple of Saturday and Sunday rentals. Check the calendar for rentals. Generally, there are 2 rentals times per day: 10:30-2 and 2:30-6. \$25/hr or \$85 for 3 1/2 hours. \$50 minimum. Plus \$5/bobbin for thread. Most quilts (double and smaller), even for beginners, will take about 2 1/2-3 hours. We will discuss what you plan to do on your quilt and will help you estimate how long it will take.**

**Class descriptions follow the calendar, so keep scrolling. Classes are listed alphabetically, by month.**

---

# December 2019

Sun	Mon	Tues	Wed	Thurs	Fri	Sat
1 Closed	2	3 Hand work Club 2-4 Long Arm Rental Day	4 Long Arm Quilt classes 10:30-1:30; 2:30-5:30; OR 6-9	5 Dragon Quilt 10:30-4	6 Long Arm Rental Day	7 BOM 10:30 Gravity 1-4 Long Arm Rental Day 3-6
8	9 Intro to Wool Applique: Ornaments 1-4	10 Hand work Club 2-4 Long Arm Rental Day	11 Long Arm Quilt classes 10:30-1:30 Knit Pickers' Club 3-7	12 Christmas Stockings 10:30-4 Full Moon	13 Open sew 3-7 Long Arm Rental Day	14 Embroidery Club 10-noon Triangle Frenzy 1-6
15 Traditional Binding 1-4	16	17 Hand work Club 2-4 Long Arm Rental Day	18 Credit Card Holders 1-4	19	20 Long Arm Rental Day	21
22 AccuCut 1-4	23	24	25 Closed <a href="#">Christmas</a>	26	27	28
29	30	31	Color of the month: Christmas			

# JANUARY 2020

Sunday	Monday	Tuesday	Wednesday	Thursday	Friday	Saturday
			1	2	3	4

			New Year's Day Closed		Long Arm Rental Day	BOM 10:30
5	6	7	8	9	10	11
Closed		Hand work Club 2-4 Long Arm Rental Day	Knit Pickers' Club 3-7		Long Arm Rental Day Full Moon	Embroidery Club 10-noon How to Use Strips: Zig Zag noon-6
12	13	14	15	16	17	18
		Hand work Club 2-4 Long Arm Rental Day	Hand Quilting 10-noon	Beginning Quilt 6-9	Long Arm Rental Day	BJ Designs 10:30-5
19	20	21	22	23	24	25
Beginning Quilt 1-4	How to Use Strips: Jelly Roll Race 10:30-4 M L King Day	Hand work Club 2-4 Long Arm Rental Day	Knit Pickers' Club 3-7	Beginning Quilt 6-9	Long Arm Rental Day	Working with Rulers: No Math Flying Geese 10:30-4
26	27	28	29	30	31	1
Beginning Quilt 1-4	English Paper Piecing: Dresden Plate 2-4	Hand work Club 2-4 Long Arm Rental Day		Beginning Quilt 6-9	Long Arm Rental Day	Color of the month: Purple

## FEBRUARY 2020

Sunday	Monday	Tuesday	Wednesday	Thursday	Friday	Saturday
						1 BOM 10:30

	<b>Color of the month: red</b>					<b>BOM 10:30 Working with Rulers: Drunkard's Path 1-6</b>
2	3	4	5	6	7	8
<b>Closed</b>		Hand work Club 2-4 Long Arm Rental Day	<b>Knit Pickers' Club 3-7</b>	Beginning Quilt 6-9	Long Arm Rental Day	Embroidery Club 10-noon  Embroidery Club 10-noon How to Use Strips: Strip Stacks noon-6
9	10	11	12	13	14	15
Beginning Quilt 1-4 Full Moon		Hand work Club 2-4 Long Arm Rental Day	<b>Wool Ornaments 10-1</b>	Beginning Quilt 6-9	Long Arm Rental Day <i>Valentine's Day</i>	<b>Bermuda Sunset 10:30-5</b>
16	17	18	19	20	21	22
Beginning Quilt 1-4	<b>T-Shirt Quilt 10:30-4 <i>Presidents' Day</i></b>	Hand work Club 2-4 Long Arm Rental Day	<b>Back Basting Applique 10-noon  Knit Pickers' Club 3-7</b>	Beginning Quilt 6-9	Long Arm Rental Day	<b>Working with Rulers: Circular Motion 10:30-4</b>
23	24	25	26	27	28	29
Beginning Quilt 1-4	<b>English Paper Piecing: Dresden Plate 2-4</b>	Hand work Club 2-4 Long Arm Rental Day		Beginning Quilt 6-9	Long Arm Rental Day	<b>Working with Rulers: Summer Swag 10:30- 5</b>

## MARCH 2020

Sunday	Monday	Tuesday	Wednesday	Thursday	Friday	Saturday
1	2	3	4	5	6	7

						<b>BOM 10:30</b>
<b>Closed</b>		<b>Hand work Club 2-4 Long Arm Rental Day</b>		<b>Beginning Quilt 6-9</b>	<b>Long Arm Rental Day</b>	<b>BOM 10:30 Wyoming Bear's Paw 1-6</b>
<b>8</b>	<b>9</b>	<b>10</b>	<b>11</b>	<b>12</b>	<b>13</b>	<b>14</b>
<b>Beginning Quilt 1-4</b>	<b>Full Moon</b>	<b>Hand work Club 2-4 Long Arm Rental Day</b>	<b>Knit Pickers' Club 3-7</b>		<b>Long Arm Rental Day</b>	<b>Embroidery Club 10-noon Embroidery Club 10-noon  Embroidery Club 10-noon Wyoming Bear's Paw 1-6</b>
<b>15</b>	<b>16</b>	<b>17</b>	<b>18</b>	<b>19</b>	<b>20</b>	<b>21</b>
<b>Beginning Quilt 1-4</b>		<b>Hand work Club 2-4 Long Arm Rental Day</b>	<b>Hand Piecing Dresden Plates 10-noon</b>	<b>Beginning Machine Quilting 1-4</b>	<b>Long Arm Rental Day</b>	<b>How to Use Strips: Design Challenge 10:30-4</b>
<b>22</b>	<b>23</b>	<b>24</b>	<b>25</b>	<b>26</b>	<b>27</b>	<b>28</b>
<b>Beginning Quilt 1-4</b>		<b>Hand work Club 2-4 Long Arm Rental Day</b>	<b>Wool Ornaments 10-1 Knit Pickers' Club 3-7</b>	<b>Beginning Machine Applique 1-4</b>	<b>Long Arm Rental Day</b>	<b>Working with Rulers: Mini Dresden Plate 10:30-4</b>
<b>29</b>	<b>30</b>	<b>31</b>				
	<b>English Paper Piecing: Dresden Plate 2-4</b>	<b>Hand work Club 2-4 Long Arm Rental Day</b>	<b>Color of the month: green</b>			

## APRIL 2020

<b>Sunday</b>	<b>Monday</b>	<b>Tuesday</b>	<b>Wednesday</b>	<b>Thursday</b>	<b>Friday</b>	<b>Saturday</b>
---------------	---------------	----------------	------------------	-----------------	---------------	-----------------

			1	2	3	4
					Long Arm Rental Day	BOM 10:30  BOM 10:30 Working with Rulers: Misty Mountain 10-6
5	6	7	8	9	10	11
Closed		Hand work Club 2-4 Long Arm Rental Day	Knit Pickers' Club 3-7 Full Moon		Long Arm Rental Day Good Friday	Embroidery Club 10-noon Embroidery Club 10-noon  Embroidery Club 10-noon There Be Dragon's Here! 1-6
12	13	14	15	16	17	18
Easter Sunday Closed		Hand work Club 2-4 Long Arm Rental Day			SHOP HOP	SHOP HOP
19	20	21	22	23	24	25
Beginning Machine Quilting 1-4		Hand work Club 2-4 Long Arm Rental Day	Wool Ornaments 10-1 Knit Pickers' Club 3-7		Long Arm Rental Day	It's Not too Early for Halloween 10-noon
26	27	28	29	30		
Beginning Machine Applique 1-4	English Paper Piecing: Dresden Plate 2-4	Hand work Club 2-4 Long Arm Rental Day			Color of the month: yellow	

## MAY 2020

Sunday	Monday	Tuesday	Wednesday	Thursday	Friday	Saturday
--------	--------	---------	-----------	----------	--------	----------

					<b>1</b>	<b>2</b> BOM 10:30 BOM 10:30
<b>3</b> Closed	<b>4</b>	<b>5</b> Hand work Club 2-4 Long Arm Rental Day	<b>6</b> Knit Pickers' Club 3-7	<b>7</b> Full Moon	<b>8</b> Long Arm Rental Day	<b>9</b> Embroidery Club 10-noon Embroidery Club 10-noon
<b>10</b> Mother's Day	<b>11</b>	<b>12</b> Hand work Club 2-4 Long Arm Rental Day	<b>13</b> Wool Ornaments 10-1	<b>14</b>	<b>15</b> Long Arm Rental Day	<b>16</b> A Study in Subtle 10:30- 5
<b>17</b>	<b>18</b>	<b>19</b> Hand work Club 2-4 Long Arm Rental Day	<b>20</b> Knit Pickers' Club 3-7	<b>21</b>	<b>22</b> Long Arm Rental Day	<b>23</b>
<b>24</b>	<b>25</b> Memorial Day	<b>26</b> Hand work Club 2-4 Long Arm Rental Day	<b>27</b>	<b>28</b>	<b>29</b> Long Arm Rental Day	<b>30</b>
<b>31</b>	Color of the month: whites					

Please look on the calendars above for times and dates.

## Ongoing Classes & Clubs

AccuCut Rental Sept 21, 4-6, Oct. 19, 4-6, Nov 16, 4-6, Dec 22, 1-4 \$10/30 minutes

We have an industrial size AccuCut cutter with several dies: strips, squares,



triangles, rectangles. Sign up for time of the AccuCutter to change your stash into usable strips, squares, rectangles and triangles. We will rent to machine in ½ hour intervals (you can get a lot cut in ½ hour).

**Block of the Month First Sat of month 10:30-11:15 FREE Barb Boyer**

Join at any time. You get a free fat quarter if you come to class with the previous month's completed block. This year we're making a black & white + one color quilt. The challenge, if you choose to accept it, is work within the black & white palette (plus one color placed where ever you like). For the color choice, we are drawing paint chip cards, covered in newspaper so you can't see what color you're getting. But...if you don't like the color you've drawn you can 1) swap with a neighbor, or 2) draw a new color. And if you just can't bring yourself to work in neon green and no one will swap with you, you can just choose your own color.

**Hand Embroidery Club 2<sup>nd</sup> Sat. of the month, 10-noon FREE Kathy Sconce**

If you want to learn to hand embroider or just brush up your technique, join us on the second Saturday of the month from 10 to noon. You can work on your own projects or you can join the project we are doing. This year we are following a purchased pattern called Gardner's Alphabet Quilt Block of the Month by Crabapple Hill. We will explore a variety of embroidery stitches for each block each block (2 letters per month), plus we will learn how to color with regular crayons to enhance the blocks. Each month Kathy Sconce shows us a new stitch to try, plus, she guides us through thread choices, how to knot, fabrics to use, and tracing techniques.

**Knit Pickers' Club 2<sup>nd</sup> and 4<sup>th</sup> Wed of each month, 3-7 Carol Moler**

We are changing up the Knit Pickers' Club. We're going to knit 2 days a month every second and fourth Wednesday, and we'll start earlier in the day at 3. For those of you who work, we'll still be knitting >till 7. The Club is open to all skill levels. We want to share what we've learned, find new patterns, and simply just sit and knit. We work on some felting projects, fingerless mittens, mittens, and socks. And we are working on a group project meaning everyone does the same pattern. Each month we will learn a different pattern, make it into a square and eventually put all the squares into one project Afghan, scarf, bag, etc.

**Long Arm Quilting Classes Wednesdays from 10:30-1:30, 2:30-5:30 Barb Boyer \$30 (check calendar for specific times & dates)**

In this class you will learn all about the Nolting long arm quilting machines: loading, threading, quilting. I'll demonstrate how to load and thread, set stitch length, change tension, wind and load bobbins. Then I will load a practice quilt onto the machine and show how to do hand guided quilting. Each student will be given at least 15-20 minutes of practice time. (Each class is limited to 4 students). You will be able to do free hand quilting plus you can practice following a pantograph. Any quilter who wants to rent to machines must take this class first, regardless of whether you have experience on a long arm machine. This class is not designed to teach you everything there is to know about long arm quilting it's just a start.

**December Classes**

**Binding Sun Dec 15 1-4 Barb Boyer \$20**

You'll learn how to accurately cut your bindings, whether bias, cross or straightBand when to use which one. You'll learn how to cut, the sew, join (so easy) and hand stitch part. Bindings so easy peasy you=ll wonder why you were ever nervous about putting on the binding.

**Credit Card Holders Wed Dec 18, 1-4 \$20 Barb Boyer**

Make a fast,easy credit card holder that is lined with that special stuff that prevents hackers from stealing your info. Two fat quarters will make several card holders, or you could use a fat quarter and our cork fabric, to make an extra special card holder.

**Triangle Frenzy, back again for the holidays Sat Dec 14, 1-6 \$20 Barb Boyer**

This table runner uses a 10" border stripe and a 12" 60 degree ruler to cut large triangles then spin them around to arrange them in a swirling pattern. Simple & easy to do. You may even be able to make 2 during class.

## Nolting Longarm Machines

Nolting has 5 main machines, each with different reaches: from 17" to 30" depending on the machine. They are sold with or without a frame, but after I saw & helped set up one of the steel frames this week, I recommend buying the frame. All machines, except for the Standard-- the most economical machine-- have a stitch regulator. I recommend a stitch regulator. All machines can be equipped with a computer and there are a couple of different ones to choose from. In addition, you can get an extended table base so that you can use rulers, you can get larger bobbins on some of the models and on the frames you can get hydraulic lifts to raise and lower the tables. In the coming weeks, I will print out more information on each model.

The best entry level machine is the Fun Quilter. It comes in 17", 20" & 23" reach. It comes with the Intellistitch Equalizer stitch regulator, standard speed control, needle up/down, and fixed handles in the front & rear. This machine can also be equipped with a computer.



The Pro Machine has the Intellistitch Turbo stitch regulator, single stitch option, standard speed control, needle up/down and customizable

handles in the front & rear. The Pro Machine comes in 20", 24" and 30" reach with 10-12" of inside height. There are easy dials on the front to set stitch length and other options. This machine can also be equipped with a computer.



The NV Machine is the newest in the fleet of Nolting machines. This machine has a touch screen with programmable stitch regulation. You can stitch in 4 different stitch modes plus single stitch and needleup/down. It also has an adjustable brightness LED work light. This machine can also be equipped with a computer.



Nolting also has a commercial machine with the Intellistitch Equalizer stitch regulator, standard speed control, needle up/down, and fixed handles in the front & rear. This machine can also be equipped with a computer.

## CLUBS

### **HAND EMBROIDERY CLUB-FREE!**

If you want to learn to hand embroider or just brush up your technique, join us on the second Saturday of the month from 10 to noon. You can work on your own projects or you can join the project we are doing.

\*\*\*\*\*

### **Hand Work Club-FREE!**

Every Tuesday afternoon from 2-4, join us to just sit & hand stitch, crochet, bind, or knit group. Bring what you're working on, sit up at the table in front by the window and work on your projects for awhile. You can get advice & suggestions from your fellow quilters and share your experiences about your projects.

\*\*\*\*\*

### **Knit Pickers' Club FREE!**

This is another get-together class to sit & knit, work on our projects, share information and get some help. We will share techniques, suggest patterns, but mainly we'll sit & knit (or pick). We are discussing trying to do a group project-meaning everyone does the same pattern. Each month we will learn a different pattern, make it into a square and eventually put all the squares into one project-afghan, scarf, bag, etc. 2nd & 4th Wednesdays, 3-7.

\*\*\*\*\*

### **Block of the Month Club FREE!**

First Saturday of the Month, 10:30-11:15. Join at any time. You get a free fat quarter if you come to class with the previous month's completed block.

\*\*\*\*\*

### **Toad Toters Club**

On full moon days (as noted in the calendar) you will get 20% off all purchases (not otherwise discounted) that you can fit in your bag. You must bring your bag to participate.

Full Moon Days: December 12, January 10, February 9, March 9, April 8, May 7

#### Discount Policy

We will honor only one discount -- whichever is largest. You can't combine a 10% with a 25% discount to get a 35% discount. On this we can't be bribed.

#### Color of the Month

December Christmas, January purple, February red, March green, April yellow, May white

Join the fun and come feel the difference of quality fabrics.

Happy quilting!

Sincerely, Barbara Boyer

Around the Block

307-433-9555

[www.aroundtheblockquilts.com](http://www.aroundtheblockquilts.com)