

Bucking Horse & Rider Fabric is back in!

We have 2 color ways: brown & gold & gold & brown (opposites). And we have the gold & brown in the small BH&R. 6 bolts. Don't wait too long.

Row By Row 2019 S'More Camping



August 9, 2019

Howl Le Lu Juh

"So did you have a howling good time?" Becca asked as she pushed her head into my hand, demanding more petting. Becca, for those of you who don't know, is my opinionated mini Australian Shepherd.

"Get it," she smirked. "Howling. As in Howl Le Lu Juh."

"I get it. You're not that subtle with your humor."

"Did you bring me back anything? Something from the Tower of London? A flag for my flag pole? So people will know I'm in residence, just like the Queen?"

"Becca, the Queen doesn't live in the Tower of London. Only her jewels do. The Tower was

reserved for political prisoners. Generally, if you got put there, the next step was, 'off with your head.'"

Becca shuddered. "But what did you get me? Something from Abbey Road Studios? Maybe a jeweled collar? A Beatles t-shirt?"

"I didn't have any room in my suitcase for extra stuff this time. I packed light. Besides, you can't wear t-shirts."

"But the last time you went to London, you bought a leash at Harrods. That didn't take up much room." She's right about that, but I don't know how she knows that. I still have it; it's my favorite leash.

"I also brought a dog back on that trip. But that was before airlines charged an arm and a leg for luggage."

"You brought a dog back from London?" Becca was beside herself. "Where is she? Was she like me? What color was she?"

"Becca, slow down. That was a long time ago. She was a black & white border collie and her name was Fly. She was trained to herd sheep. I didn't keep her long. I traded her for an Australian Shepherdbut that's a story for another time. On this trip, we just didn't have much time for shopping."

"Fly? Who would name a dog Fly? We've got too many flies in the house as it is. You need to get some fly paper or something 'cause...." "Becca, do you want to hear about London, or not?" Becca settled back into my hand, sighed, & said, "Okay. But only if you talk about Howl Le Lu Juh."

So, for those of you who don't know, I went to London to record Handel's Messiah at Abbey Road Studios, under the direction of Jonathan Griffith, the Artistic Director and co-founder of Distinguished Concert International New York (DCINY) Carnegie Hall conductor. We were accompanied by the Royal Philharmonic Orchestra and joined with the National Youth Choirs of Great Britain, a group of young adults.

There's a lot going on in that paragraph. Abbey Road Studios, home of the Beatles. Royal Philharmonic Orchestra. Recording a CD. Jonathan Griffith, maestro. Messiah. Trust me. It was a lot to take in.

Most of you are probably familiar with the Messiah and the famous Hallelujah Chorus and a few of the "Christmas" selections. This is a work that has been performed extensively since it was written in 1741 by Handel. Handel composed the oratorio in three parts, reflecting the life of Christ: Birth, Crucifixion, Resurrection. The text for the Messiah was written by Charles Jennens, a frequent collaborator with Handel. After receiving the text from Jennens, Handel scored the Messiah in 24 days.

And...he continued to revamp the work over his lifetime, depending, in part, on the venue, the popularity or unpopularity of the work, and the purpose for the performance-charity, available musicians and singers, and his health. As a result no definitive score regarding what should and should not be part of a Messiah performance exists. Over the next several hundred years, the Messiah was repurposed to suit all sorts of different occasions, with new

scorings, more instruments, fewer instruments, different instruments, and up to as many as 250 players and 800 singers. Even Mozart got into the act by rearranging parts of the work. In 1857, a "Great Handel Festival" was held at the Crystal Palace in London, and the Messiah was performed with 2,000 singers and an orchestra of 500.

Which brings us to the present, or almost. Sir Thomas Beecham, a British conductor, made the first near complete recording of the Messiah in 1928, "to provide an interpretation which, in his opinion, was nearer the composer's intentions." Gramophone, January 1928. Part of the interpretation included a faster tempo than was traditional at the time, but a tempo that we today are most familiar. Then in 1957 he commissioned his good friend Sir Eugene Goossens to reorchestrate the work and it was recorded in 1959 with the Royal Philharmonic Orchestra. That recording can still be found, but you have to look for it.

And then that score disappeared.

Nearly 50+ years later, the story continues. In 1999, the Goossens/Beecham orchestration was performed in London at the Royal Albert Hall. Following that performance, Jonathan Griffith met with the guardian of Goossens' estate in 1999 and Pamela Main provided Griffith with the Goossens/Beecham score. In 2000, Griffith premiered the Goossens/Beecham Messiah at Carnegie Hall. Griffith called the work, Messiah Refreshed. In 2011 it became an annual holiday tradition, sold out concert, at Carnegie.

Which brings us to this past July. Once again with the Royal Philharmonic Orchestra and the Goossens/Beecham orchestration, Messiah Refreshed was recorded at Abbey Road Studios! The chorus consisted of the Jonathan Griffith singers and the National Youth Choirs of Great Britain. I am part of the Jonathan Griffith Singers, of which 60 of the members were split evenly among the parts. We were joined by about 60 members of the National Youth Choirs of Great Britain, which is a flagship ensemble of the UK's leading youth singers, aged 18-25.

"But what about the Howl Le Lu Juh!" Becca interrupted. "Nobody wants to know what happened in 1782," "1741," I corrected, "whatever," she said. "I want to know why I didn't get to go. I can howl with the best of them." She grinned.

"That's why you weren't invited," I said. "But"...as she began to protest..."you can hear 1 minute of the Hallelujah Chorus, recorded from Studio 2 at Abbey Road Studios," I told her. Classic FM radio came the first day to shoot and record us. I should have a link to the clip on my Facebook page and you can also find it on DCINY Facebook page. Scroll down to find the video. This link might take you to it. I'm in the back row, bright blue shirt.
<https://www.facebook.com/ClassicFM/videos/401732387121432/>

The CD will come out in March, I think, but digital versions should be available in December. I'll keep you posted.

"But there's got to be some more interesting stories than just the history of the Messiah," Becca said. "What about your hotel room, or where you ate, or...."

"Becca, that's enough stories for now. I'll tell you more later. It's time to go outside." Becca agreed and went out to bark at joggers. I promise, more stories will come including the hottest day of the year in London and why England doesn't air condition anything. Almost. And why we went all the way to London just to eat Texas BBQ.

Note: I pulled the info about the Messiah and the recordings from various sources. If I made any mistakes in the telling, don't hesitate to shoot me an email.

STONEHENGE CONTEST!


Northcott fabrics is holding a quilt challenge to celebrate 10 years of their fabric line, Stonehenge. This challenge runs from March 15-Sept 30.

The block is 12" finished and the kit is \$5. We are currently out of kits and fabric. I'll let you know when more comes in.



WHAT'S NEW!!



From Riley Blake:



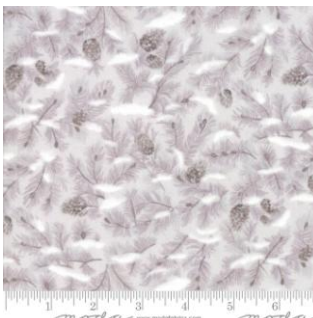

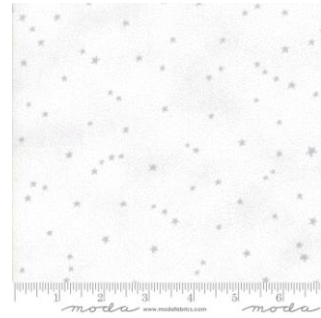

I have more John Wayne on order, but it's back ordered & may not come.

From Wilmington:







From Moda:




glitter white




white flannel



black flannel




flannel



flannel



flannel
















flannel


From In the Beginning:







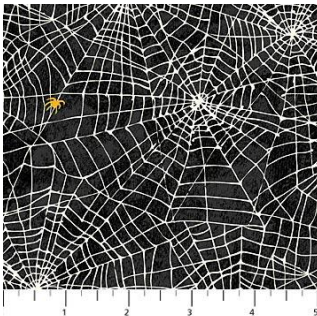
There be dragons!









From Northcott:





From P & B:



From River Bend:



We have kits for this quilt, plus some other precuts and a bolt of purple dots. It's hard to grab the pics from Midwest (River Bend) site.

From P & B:



AWAK 3039 MU




AWAK 3040 MU






LIVW 3086 MU

From In the Beginning:



From Northcott:





From Henry Glass:



SIGN UP FOR LONG ARM QUILTING CLASSES TODAY!

Classes are on Wednesdays and some Saturdays: 10:30-1:30; 2:30-5:30, or 6-8:30. Check the calendar for dates. Only 4 to a class.

Rentals have started for those who have taken the class. Tuesdays and Fridays, and a couple of Saturday and Sunday rentals. Check the calendar for rentals. Generally, there are 2 rentals times per day:

10:30-2 and 2:30-6. \$25/hr or \$85 for 3 1/2 hours. \$50 minimum. Plus \$5/bobbin for thread. Most quilts (double and smaller), even for beginners, will take about 2 1/2-3 hours. We will discuss what you plan to do on your quilt and will help you estimate how long it will take.

Class descriptions follow the calendar, so keep scrolling. Classes are listed alphabetically, by month.

NOTE TO Embroiders: Quilt Wyoming is scheduled for July 13. I am at the vendor show & Kathy is in a class. You can come to class & sit & stitch, but neither of us will be at the shop.

August 2019

Sunday	Mon	Tues	Wed	Thurs	Frid	Sat
				1 Beginning Quilt 1-4	2 Long Arm Rental Day	3 BOM 10:30 Teapot Sampler 1-4 Monthly Mini 4-6
4 Closed	5	6 Hand work Club 2-4 Long Arm Rental Day	7 Long Arm Quilt classes 10:30-1:30; 2:30-5:30	8	9 Open sew 3-7 Long Arm Rental Day	10 Embroidery Club 10- noon
11 Beginning Quilt 1-4	12	13 Hand work Club 2-4 Long Arm Rental Day	14 Knit Pickers' Club 3- 7	15 Full Moon	16 Long Arm Rental Day	17 Jelly Roll Race 10:30-4
18	19	20 Hand work Club 2-4 Long Arm Rental Day	21	22	23 Open sew 3-7 Long Arm Rental Day	24
25	26 English Paper Piecing & Hand Piecing 1-4	27 Hand work Club 2-4 Long Arm Rental Day	28 Knit Pickers' Club 3- 7	29	30 Long Arm Rental Day	31 Fab 40s sampler 10:30-4
Color of the month: blacks						

Summer Classes

Please look on the calendars above for times and dates. We will add a couple more classes, time & energy permitted, so keep an eye on the calendar.


Ongoing Classes & Clubs

Block of the Month First Sat of month 10:30-11:15 FREE Barb Boyer
Join at any time. You get a free fat quarter if you come to class with the previous month's completed block. This year we're making a black & Y white + one color quilt. The challenge, if you choose to accept it, is work within the black & white palette (plus one color placed where ever you like). For the color choice, we are drawing paint chip cards, covered in newspaper so you can't see what color you're getting. But...if you don't like the color you've drawn you can 1) swap with a neighbor, or 2) draw a new color. And if you just can't bring yourself to work in neon green and no one will swap with you, you can just choose your own color.

Grandmother's Flower Garden, English

Paper Piecing last Monday of each month, 2-4 Barb Boyer \$20 (one time fee)

We will teach the basics of English Paper Piecing, the simple & easy way to hand piece. English paper piecing dates back to the early 1800s. It is a hand sewing method that uses paper templates to help sew complex angles together, like hexagons. Any number of different designs can be made, including Grandmother's Flower Garden-this is the pattern we're doing this year. We will also show how to hand piece the traditional way, also, if you are interested.



Hand Embroidery Club 2nd Sat. of the month, 10-noon FREE Kathy Sconce

If you want to learn to hand embroider or just brush up your technique, join us on the second Saturday of the month from 10 to noon. You can work on your own projects or you can join the project we are doing. This year we are following a purchased pattern called Gardner's Alphabet Quilt Block of the Month by Crabapple Hill. We will explore a variety of embroidery stitches for each block each block (2 letters per month), plus we will learn how to color with regular crayons to enhance the blocks. Each month Kathy Sconce shows us a new stitch to try, plus, she guides us through thread choices, how to knot, fabrics to use, and tracing techniques.



Knit Pickers' Club 2nd and 4th Wed of each month, 3-7 Carol Moler
We are changing up the Knit Pickers' Club. We're going to knit 2 days a month every second and fourth Wednesday, and we'll start earlier in the day at 3. For those you who work, we'll still be knitting 'till 7. The Club is open to all skill levels. We want to share what we've learned, find new patterns, and simply just sit and knit. We work on some felting projects, fingerless mittens, mittens, and socks. And we are working on a group project-meaning everyone does the same pattern. Each month we will learn a different pattern, make it into a square and eventually put all the squares into one project-afghan, scarf, bag, etc.

Live Each Season Wool Applique Thurs: Jan 10, Feb 7, Mar 7, April 11, May 9 (& rest of year) 1-4 Barb Boyer \$20

This wool wall hanging has 4 rows: Spring, Summer, Fall & Winter. We will start with the Winter Row in January. We will take 2 months per row, and we'll take July & August off. You will learn wool applique, various embroider stitches, and how to add fun embellishments to your wall hanging. **Note: we are taking July & August off. We'll start on the pumpkin row in September.**



Long Arm Quilting Classes Wednesdays from 10:30-1:30, 2:30-5:30 Barb Boyer \$30 (check calendar for specific times & dates)

In this class you will learn all about the Nolting long arm quilting machines: loading, threading, quilting. I'll demonstrate how to load and thread, set stitch length, change tension, wind and load bobbins. Then I will load a practice quilt onto the machine and show how to do hand guided quilting. Each student will be given at least 15-20 minutes of practice time. (Each class is limited to 4 students). You will be able to do free hand quilting plus you can practice following a pantograph. Any quilter who wants to rent to machines must take this class first, regardless of whether you have experience on a long arm machine. This class is not designed to teach you everything there is to know about long arm quilting-it's just a start.

Mystic Garden

For those of you who missed the retreat, we will schedule a couple of extra classes to help get you going on your quilt. And for those that did attend the retreat, we will work on the blocks that we didn't have time for. Watch the newsletter for dates & times.

Teapot Sampler (class is free with purchase of kit -- \$175) 3-4 months Barb Boyer

Jason Yenter & In The Beginning Fabrics have done it again! This beautiful quilt combines fusible applique with easy to do piece blocks. We will do the quilt as a block of the month, doing 2 blocks a month (there are 9). Skills learned include fusible applique, machine applique with mono filament thread, mitered borders and basic pieced blocks. We have kits!



August Classes

Jelly Roll Race \$20 Barb Boyer

See explanation in July. Same quilt, different day.

Fab Forties Quilt \$25 Sue Frerich

Our final Log Cabin quilt of the year involves both log cabin blocks and 12-14 other pieced blocks. Eleanor has been taking her old quilts, with classic blocks, and turning them into fabulous! patterns. This quilt will be taught as a (several) block of the month-it will continue into the fall schedule. Skills learned include how to use lots of new rulers (Eleanor has a ruler for many of her blocks which make the cutting and piecing easy peasy); how to make lots of new blocks; and how to choose the right color palate.



CLUBS

HAND EMBROIDERY CLUB FREE!

If you want to learn to hand embroider or just brush up your technique, join us on the second Saturday of the month from 10 to noon. You can work on your own projects or you can join the project we are doing.

Hand Work Club FREE!

Every Tuesday afternoon from 2-4, join us to just sit & hand stitch, crochet, bind, or knit group. Bring what you're working on, sit up at the table in front by the window and work on your projects for awhile. You can get advice & suggestions from your fellow quilters and share your experiences about your projects.

Knit Pickers' Club FREE!

This is another get-together class to sit & knit, work on our projects, share information and get some help. We will share techniques, suggest patterns, but

mainly we'll sit & knit (or pick). We are discussing trying to do a group project meaning everyone does the same pattern. Each month we will learn a different pattern, make it into a square and eventually put all the squares into one project Afghan, scarf, bag, etc.

Block of the Month Club FREE!

First Saturday of the Month, 10:30-11:15. Join at any time. You get a free fat quarter if you come to class with the previous month's completed block.

Monthly Mini Club FREE!

First Saturday of the Month from 4-6.

This year we are going to do several different wall hangings. These will be kitted with all of the necessary fabrics and patterns. We will work on the same wall hanging for 2-3 months. You can choose to do one or all of them (I think I have 4 scheduled). In class we will learn various machine applique techniques to use on the blocks and some of the kits come with embellishments, so we will discuss how to add the embellishments to the quilts.

Toad Toters Club

On full moon days (as noted in the calendar) you will get 20% off all purchases (not otherwise discounted) that you can fit in your bag. You must bring your bag to participate.

Full Moon Days: June 17; July 16; August 15

Discount Policy

We will honor only one discount -- whichever is largest. You can't combine a 10% with a 25% discount to get a 35% discount. On this we can't be bribed.

Color of the Month

June blue; July Christmas; August blacks.

Nolting Longarm Machines

Nolting has 5 main machines, each with different reaches: from 17" to 30" depending on the machine. They are sold with or without a frame, but after I saw & helped set up one of the steel frames this week, I recommend buying the frame. All machines, except for the Standard-- the most economical machine-- have a stitch regulator. I recommend a stitch regulator. All machines can be equipped with a computer and there are a couple of different ones to choose from. In addition, you can get an extended table base so that you can use rulers, you can get larger bobbins on some of the models and on the frames you can get hydraulic lifts to raise and lower the tables. In the coming weeks, I will print out more information on each model.

The best entry level machine is the Fun Quilter. It comes in 17", 20" & 23" reach. It comes with the Intellistitch Equalizer stitch regulator, standard speed control, needle up/down, and fixed handles in the front & rear. This machine can also be equipped with a computer.



The Pro Machine has the Intellistitch Turbo stitch regulator, single stitch option, standard speed control, needle up/down and customizable handles in the front & rear. The Pro Machine comes in 20", 24" and 30" reach with 10-12" of inside height. There are easy dials on the front to set stitch length and other options. This machine can also be equipped with a computer.



The NV Machine is the newest in the fleet of Nolting machines. This machine has a touch screen with progra

mmable stitch regulation. You can stitch in 4 different stitch modes plus single stitch and needleup/down. It also has an adjustable brightness LED work light. This machine can also be equipped with a computer.



Nolting also has a commercial machine with the Intellistitch Equalizer stitch regulator, standard speed control, needle up/down, and fixed handles in the front & rear. This machine can also be equipped with a computer.

CLUBS

HAND EMBROIDERY CLUB-FREE!

If you want to learn to hand embroider or just brush up your technique, join us on the second Saturday of the month from 10 to noon. You can work on your own projects or you can join the project we are doing.

Hand Work Club-FREE!

Every Tuesday afternoon from 2-4, join us to just sit & hand stitch, crochet, bind, or knit group. Bring what you're working on, sit up at the table in front by the window and work on your projects for awhile. You can get advice & suggestions from your fellow quilters and share your experiences about your projects.

Knit Pickers' Club FREE!

This is another get-together class to sit & knit, work on our projects, share information and get some help. We will share techniques, suggest patterns, but mainly we'll sit & knit (or pick). We are discussing trying to do a group project-meaning everyone does the same pattern. Each month we will learn a different pattern, make it into a square and eventually put all the squares into one project-afghan, scarf, bag, etc. 2nd & 4th Wednesdays, 3-7.

Block of the Month Club FREE!

First Saturday of the Month, 10:30-11:15. Join at any time. You get a free fat quarter if you come to class with the previous month's completed block.

Monthly Mini Club FREE!

First Saturday of the Month from 4-6.

This year we are going to do several different wall hangings. These will be kitted with all of the necessary fabrics and patterns. We will work on the same wall hanging for 2-3 months. You can choose to do one or all of them (I think I have 4 scheduled). In class we will learn various machine applique techniques to use on the blocks and some of the kits come with embellishments, so we will discuss how to add the embellishments to the quilts.

Toad Toters Club

On full moon days (as noted in the calendar) you will get 20% off all purchases (not otherwise discounted) that you can fit in your bag. You must bring your bag to participate.

Full Moon Days: January 20 , February 19 , March 20, April 19, May 18.

Discount Policy

We will honor only one discount -- whichever is largest. You can't combine a 10% with a 25% discount to get a 35% discount. On this we can't be bribed.

Color of the Month

January red; February purple; March green; April yellow; May white.

Join the fun and come feel the difference of quality fabrics.

Happy quilting!

Sincerely, Barbara Boyer

Around the Block

307-433-9555

www.aroundtheblockquilts.com