

Bucking Horse & Rider Fabric is back in!

We have 2 color ways: brown & gold & gold & brown (opposites). And we have the gold & brown in the small BH&R. 6 bolts. Don't wait too long.

Row By Row 2019 S'More Camping



August 16, 2019

London part 2:

We landed in London on the hottest day of the year and we left Denver on one of its hottest days: London 100 (although a cabbie told me his car said it was 107) and Denver 99. After getting through security at Denver, I had to buy a new t-shirt. I didn't want my seat companion to have to put up with strange odors wafting off my body.

London typically is cool, so not much is air conditioned. Our dorm room wasn't and the window opened about one inch, so no cross ventilation. We did have a fan, a very small fan. The dorm room was big enough for a double bed shoved against the wall, a built in desk meant for one, and a shower & toilet. Very tiny. And very hot. We never did sleep under the covers. In fact, we often slept with damp towels across us to help keep us cool.

Fortunately, the rehearsal halls were air conditioned. We had morning and afternoon rehearsals on Friday and Saturday and an afternoon rehearsal on Sunday afternoon. The rehearsals were with the piano only and were intense.

Diction and vowel sounds were critical-meaning that we all needed to sound alike: When you take British singers and American singers, and put them together, you have to figure out common pronunciations. Our choral master told us that the Brits want to sound more American and the Americans want to sound more like Brits-or as we call it, Julia Child. So we compromised.

We also weren't singing from a common score. There were differences among the various scores that had to be worked out so that we were singing the same notes and words at the same time. Cut offs had to be worked out and placement of consonants had to be exact. To say we were tired at the end of the day is an understatement.

Next up Abbey Road Studios. Abbey Road Studios is the largest purpose-built recording studio in the world. Studio one can accommodate an orchestra and choir (this is the studio we were in). Film scores for the Lord of the Rings, The Empire Strikes Back, Skyfall, Black Panther and Avengers: End Game were recorded here. Stevie Wonder, Kanye West, Sting and U2 (and many others) have recorded here. Studio 2 (our relaxation room) was home to the Beatles.

Our first recording sessions were Monday afternoon (3 hours) and Monday evening (3 hours). Our second sessions were Tuesday morning and Tuesday afternoon. We were given a page long set of rules: had to sign in; couldn't wander around; no photos in the hallways but you could take photos in the studios but not during the recording; had to take own lunch/dinner, water & snacks; no breaks during each 3-hour recording session; no selfies or pics of other artists who might be in the building (didn't see anyone anyway); anything that makes noise must be powered off, not merely turned off.

And the last rule: "Be aware that the Producer is Tim Thorne and sound engineer is Mike Hatch. Please listen for any instructions or requests. Please keep quiet when there is interaction between the box (control room/production) and the artists, especially Jonathan. Classic FM is likely to be coming to record a short clip of the Hallelujah Chorus for their website. No moving around, talking or shuffling during session time, only at breaks."

We were told that if we made inadvertent noise during the recording, we'd get a warning and maybe a second warning. After that, we might be asked to leave. Every minute of recording time is valuable and costly.

Amazingly enough, no one dropped pencils, coughed, fell off the risers, pushed at their chairs or made any strange sounds during any of the recordings. In between the recordings all of that happened, including a violinist who sneezed about 2 seconds after we had finished.

When we were ready to record, we'd stand, the red light would come on, we'd freeze, and then Jonathan (Maestro Griffith) would start. At the end, we'd freeze until Jonathan relaxed, which was the signal that a little noise was permitted. Which means, we could sit.

Each song was recorded 5-10 times. I didn't keep track, although my neighbor said she started to track how many times we started each song. Sometimes it was as many as 5-8 times. We would sing through each song from start to finish and then go back and rerecord. Sometimes we would repeat only portions of the song, repeating sections until the production guys told us they had captured what they needed. We didn't get it right every time. The last song we did, on the last take, the production guys told us, "Got it in one." So it's possible that one song, from start to finish, may be used in its entirety.

When we first started, we were not together with the orchestra. The first time we got to sing with the Royal Philharmonic was during the first recording session. It was a bit of a disaster. The choir was singing at the speed we were used to, but it wasn't syncing with the orchestra. In part this is because sound and light travel at different speeds: A choir can't wait for the sound to reach the ears because by then the choir is behind. You have to watch the director and follow his baton beat. I also don't think the orchestra was playing at quite the right speed.

So the next time through the song, the choir sped up a bit, but each part chose different tempos. That take was interesting, to say the least. These first three hours in the studio were meant as "practice," to allow the choir and orchestra to balance with each other. Even still, we recorded everything, even the mistakes, just in case. But about 45-60 minutes into this first afternoon session, our choral master Dominic came out to tell us that the choir had settled sooner than anticipated and that we were going to start recording the songs planned for the Monday night session.


From that point on, we concentrated on one song at a time until the production guys told us they had captured what they needed. Sometimes the issue was the articulation of a consonant (the word "world" being pronounced like "worlt"), a rare under the pitch take (right after lunch on Tuesday), a miscue in the orchestra, a missed dynamic, missed consonants (flesh shall-getting both the sh and the s articulated), andah making sure all the anduhs were enunciated: Andah thhhe guh lory ova thhe laudah: And the glory of the Lord. Whew.

The only thing we didn't get to do on this trip was perform before a live audience. In a live concert, you only get one shot at it and you strive for perfection, but there are always small things that happen. In the recording studio, it was short intense moments of perfection, over and over again, with the knowledge that a slip up was costly but could be corrected on the next run through. In a sense, we performed in miniature every time we sang and we sang for 12 hours.

I am still processing this adventure. I don't think it will settle until I hear the recording. I know I will be amazed to be able to say, "That's me. I was part of that choir." I don't think it will be real until then.




WHAT'S NEW!!

From Riley Blake:

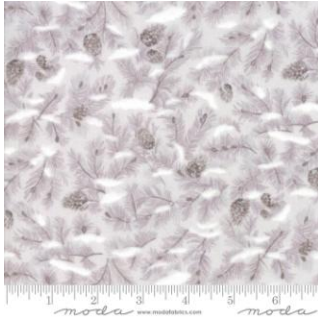




I have more John Wayne on order, but it's back ordered & may not come.


From Wilmington:




From Moda:




glitter white




white flannel



black flannel




flannel



flannel



flannel

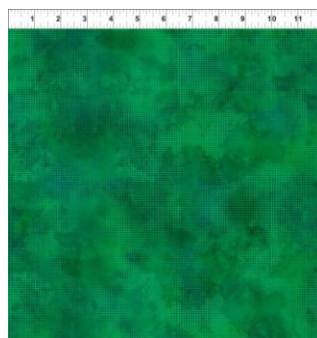
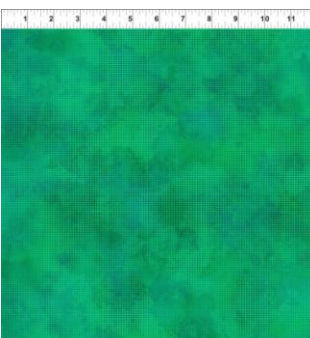








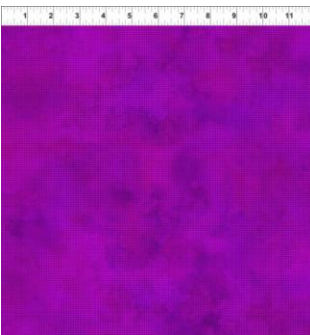












flannel

From In the Beginning:









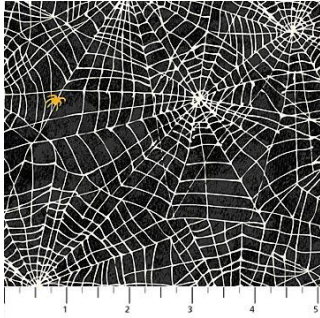
There be dragons!





From Northcott:





From P & B:



From River Bend:



We have kits for this quilt, plus some other precuts and a bolt of purple dots. It's hard to grab the pics from Midwest (River Bend) site.

From P & B:



From In the Beginning:



From Henry Glass:



SIGN UP FOR LONG ARM QUILTING CLASSES TODAY!

Classes are on Wednesdays and some Saturdays: 10:30-1:30; 2:30-5:30, or 6-8:30. Check the calendar for dates. Only 4 to a class.

Rentals have started for those who have taken the class. Tuesdays and Fridays, and a couple of Saturday and Sunday rentals. Check the calendar for rentals. Generally, there are 2 rentals times per day: 10:30-2 and 2:30-6. \$25/hr or \$85 for 3 1/2 hours. \$50 minimum. Plus \$5/bobbin for thread. Most quilts (double and smaller), even for beginners, will take about 2 1/2-3 hours. We will discuss what you plan to do on your quilt and will help you estimate how long it will take.

**Class descriptions follow the calendar, so keep scrolling.
Classes are listed alphabetically, by month.**

NOTE TO Embroiders: Quilt Wyoming is scheduled for July 13. I am at the vendor show & Kathy is in a class. You can come to class & sit & stitch, but neither of us will be at the shop.

August 2019						
Sunday	Mon	Tues	Wed	Thurs	Frid	Sat

				1 Beginning Quilt 1-4	2 Long Arm Rental Day	3 BOM 10:30 Teapot Sampler 1-4 Monthly Mini 4-6
4 Closed	5	6 Hand work Club 2-4 Long Arm Rental Day	7 Long Arm Quilt classes 10:30-1:30; 2:30-5:30	8	9 Open sew 3-7 Long Arm Rental Day	10 Embroidery Club 10- noon
11 Beginning Quilt 1-4	12	13 Hand work Club 2-4 Long Arm Rental Day	14 Knit Pickers' Club 3- 7	15 Full Moon	16 Long Arm Rental Day	17 Jelly Roll Race 10:30-4
18	19	20 Hand work Club 2-4 Long Arm Rental Day	21	22	23 Open sew 3-7 Long Arm Rental Day	24
25	26 English Paper Piecing & Hand Piecing 1- 4	27 Hand work Club 2-4 Long Arm Rental Day	28 Knit Pickers' Club 3- 7	29	30 Long Arm Rental Day	31 Fab 40s sampler 10:30-4
Color of the month: blacks						

September 2019

Sun	Mon	Tues	Wed	Thurs	Fri	Sat
1 Closed	2 Labor Day	3 Hand work Club 2-4 Long Arm Rental Day	4 Long Arm Quilt classes 10:30-1:30; 2:30-5:30; OR 6-9	5 Live Each Season fall Applique Wall hanging Fall 1-4	6 Long Arm Rental Day	7 BOM 10:30 Gravity 1- 4 Teapot Sampler 4- 6

8 Beginning Quilt 1-4	9	10 Hand work Club 2-4 Long Arm Rental Day	11 Long Arm classes 10:30-1:30; Knit Pickers' Club 3- 7 Full Moon	12 Beginning Quilt 6-9	13 Open sew 3-7 Long Arm Rental Day	14 Embroidery Club 10- noon Christmas Fat Quarter Quilt 1-6
15 Beginning Quilt 1-4	16	17 Hand work Club 2-4 Long Arm Rental Day	18 Take 5 for the Holiday 10:30-4	19 Beginning Quilt 6-9	20 Long Arm Rental Day	21 Peeking Points, 10:30-4 AccuCut Rental 2-4
22 Beginning Quilt 1-4	23 English Paper Piecing 2-4	24 Hand work Club 2-4 Long Arm Rental Day	25 Back Basting 10- noon Knit Pickers' Club 3-7	26 Beginning Quilt 6-9	27 Open sew 3-7 Long Arm Rental Day	28 Fab 40s sampler 1-5
29 Beginning Quilt 1-4	30					Color of the month: orange

October 2019

Sun	Mon	Tues	Wed	Thurs	Fri	Sat
		1 Hand work Club 2-4 Long Arm Rental Day	2 Long Arm Quilt classes 10:30-1:30; 2:30-5:30; OR 6- 9	3 Live Each Season fall Applique Wall hanging Fall 1-4 Beginning Quilt 6-9	4 Long Arm Rental Day	5 BOM 10:30 Gravity 1- 4 Teapot Sampler 4- 6

6 Closed	7 Holiday Lodge 10:30-2	8 Hand work Club 2-4 Long Arm Rental Day	9 Long Arm Quilt classes 10:30-1:30 Knit Pickers' Club 3-7	10 Beginning Quilt 6-9	11 Open sew 3-7 Long Arm Rental Day	12 Embroidery Club 10- noon Stack & Whack 1-6
13 Beginning Quilt 1-4 Full Moon	14 Light up Your Panel 10:30-4 Columbus Day	15 Hand work Club 2-4 Long Arm Rental Day	16 Hand Piecing, 10-noon	17 Sidelights Halloween 10:30-4 Beginning Quilt 6-9	18 Long Arm Rental Day	19 Stack & Whack 10:30-4 AccuCut 4-6
20 Beginning Quilt 1-4	21 Holiday Lodge 10:30-2	22 Hand work Club 2-4 Long Arm Rental Day	23 Intro to Wool: Needle Case KnitPickersClub 3-7	24 Beginning Quilt 6-9	25 Open sew 3-7 Long Arm Rental Day	26 Fab 40s sampler 1-5
27 Beginning Quilt 1-4	28 English Paper Piecing 2-4	29 Hand work Club 2-4 Long Arm Rental Day	30 Hand Quilting 10- noon Holiday Tote Bags 2-5	31 Beginning Quilt 6-9 Halloween		Color of the month: green

November 2019						
Sun	Mon	Tues	Wed	Thurs	Fri	Sat
Color of the month: flannels					1 Long Arm Rental Day	2 BOM 10:30 Gravity 1- 4 Intro to Sashiko 4- 6
3 Closed	4 Fall Mystery Part 1	5 Hand work Club 2-4 Long Arm Rental Day	6 Long Arm Quilt classes 10:30-1:30; 2:30-5:30; OR 6-9	7 Churn Dash Flannel 1-4 Beginning Machine Quilting 6-9	8 Open sew 3-7 Long Arm Rental Day	9 Embroidery Club 10- noon Paper piece Christmas Tree 1-6

10 Beginning Quilt 1-4	11 Fall Mystery Part 2 Veterans Day	12 Hand work Club 2-4 Long Arm Rental Day Full Moon	13 Long Arm Quilt classes 10:30-1:30 Knit Pickers' Club 3-7	14 Churn Dash Flannel 1-4 Beginning Machine Applique 6-9	15 Long Arm Rental Day	16 Boxy Tote Bag 10:30-4 AccuCut 4-6
17 Pillow Case Party 1-4	18 Fall Mystery Part 3 Triangle Frenzy 10:30-2	19 Hand work Club 2-4 Long Arm Rental Day	20 Knit Pickers' Club 3- 7	21 Machine Binding 1-4	22 Open sew 3-7 Long Arm Rental Day	23 Triangle Frenzy 10- 1 Fab 40s sampler 1-5
24 Beginning Machine Quilting 1-4	25 Fall Mystery Part 4 English Paper Piecing 2-4	26 Hand work Club 2-4	27	28 Closed Thanksgiving Day	29 Black Friday Sale	30 Shop Small Business Sale Boxy Tote Bag 1-6

December 2019

Sun	Mon	Tues	Wed	Thurs	Fri	Sat
1 Closed	2	3 Hand work Club 2-4 Long Arm Rental Day	4 Long Arm Quilt classes 10:30-1:30; 2:30-5:30; OR 6-9	5 Dragon Quilt 10:30-4	6 Long Arm Rental Day	7 BOM 10:30 Gravity 1- 4 Long Arm Rental Day 3-6
8	9 Intro to Wool Applique: Ornaments 1-4	10 Hand work Club 2-4 Long Arm Rental Day	11 Long Arm Quilt classes 10:30-1:30 Knit Pickers' Club 3-7	12 Christmas Stockings 10:30-4 Full Moon	13 Open sew 3-7 Long Arm Rental Day	14 Embroidery Club 10- noon Triangle Frenzy 1-6
15 Traditional Binding 1-4	16	17 Hand work Club 2-4 Long Arm	18 Credit Card Holders 1-4	19	20 Long Arm Rental Day	21

		Rental Day				
22 AccuCut 1-4	23	24	25 Closed Christmas	26	27	28
29	30	31	Color of the month: red			

Summer Classes

Please look on the calendars above for times and dates. We will add a couple more classes, time & energy permitted, so keep an eye on the calendar.

Ongoing Classes & Clubs

Block of the Month First Sat of month 10:30-11:15 FREE Barb Boyer Join at any time. You get a free fat quarter if you come to class with the previous month's completed block. This year we're making a black & white + one color quilt. The challenge, if you choose to accept it, is work within the black & white palette (plus one color placed where ever you like). For the color choice, we are drawing paint chip cards, covered in newspaper so you can't see what color you're getting. But...if you don't like the color you've drawn you can 1) swap with a neighbor, or 2) draw a new color. And if you just can't bring yourself to work in neon green and no one will swap with you, you can just choose your own color.

Grandmother's Flower Garden, English

Paper Piecing last Monday of each Boyer \$20 (one time fee) basics of English Paper Piecing, the way to hand piece. English paper back to the early 1800s. It is a method that uses paper templates to help sew complex angles together, like hexagons. Any number of different designs can be made, including Grandmother's Flower Garden-this is the pattern we're doing this year. We will also show how to hand piece the traditional way, also, if you are interested.



month, 2-4 Barb
We will teach the
simple & easy
piecing dates
hand sewing



Hand Embroidery Club 2nd Sat. of the month, 10-noon FREE KathySconce

If you want to learn to hand embroider or just brush up your technique, join us on the second Saturday of the month from 10 to noon. You can work on your own projects or you can join the project we are doing. This year we are following a purchased pattern called Gardner's Alphabet Quilt Block of the Month by Crabapple Hill. We will explore a variety of embroidery stitches for each block each block (2 letters per month), plus we will learn how to color with regular crayons to enhance the blocks. Each month Kathy Sconce shows us a new stitch to try, plus, she guides us through thread choices, how to knot, fabrics to use, and tracing techniques.

Knit Pickers' Club 2nd and 4th Wed of each month, 3-7 Carol Moler
We are changing up the Knit Pickers' Club. We're going to knit 2 days a month every second and fourth Wednesday, and we'll start earlier in the day at 3. For those you who work, we'll still be knitting 'till 7. The Club is open to all skill levels. We want to share what we've learned, find new patterns, and simply just sit and knit. We work on some felting projects, fingerless mittens, mittens, and socks. And we are working on a group project-meaning everyone does the same pattern. Each month we will learn a different pattern, make it into a square and eventually put all the squares into one project-afghan, scarf, bag, etc.

Live Each Season Wool Applique Thurs: Jan 10, Feb 7, Mar 7, April 11, May 9 (& rest of year) 1-4 Barb Boyer \$20
This wool wall hanging has 4 rows: Spring, Summer, Fall & Winter. We will start with the Winter Row in January. We will take 2 months per row, and we'll take July & August off. You will learn wool applique, various embroider stitches, and how to add fun embellishments to your wall hanging. **Note: we are taking July & August off. We'll start on the pumpkin row in September.**



Long Arm Quilting Classes Wednesdays from 10:30-1:30, 2:30-5:30 Barb Boyer \$30 (check calendar for specific times & dates)
In this class you will learn all about the Nolting long arm quilting machines: loading, threading, quilting. I'll demonstrate how to load and thread, set stitch length, change tension, wind and load bobbins. Then I will load a practice quilt onto the machine and show how to do hand guided quilting. Each student will be given at least 15-20 minutes of practice time. (Each class is limited to 4 students). You will be able to do free hand quilting plus you can practice following a pantograph. Any quilter who wants to rent to machines must take this class first, regardless of whether you have experience on a long arm machine. This class is not designed to teach you everything there is to know about long arm quilting-it's just a start.

Teapot Sampler (class is free with purchase of kit -- \$175) 3-4 months Barb Boyer

Jason Yenter & In The Beginning Fabrics have done it again! This beautiful quilt combines fusible applique with easy to do piece blocks. We will do the quilt as a block of the month, doing 2 blocks a month (there are 9). Skills learned



include fusible applique, machine applique with mono filament thread, mitered borders and basic pieced blocks. We have kits!

August Classes

Jelly Roll Race \$20 Barb Boyer

See explanation in July. Same quilt, different day.

Fab Forties Quilt \$25 Sue Frerich

Our final Log Cabin quilt of the year involves both log cabin blocks and 12-14 other pieced blocks. Eleanor has been taking her old quilts, with classic blocks, and turning them into fabulous! patterns. This quilt will be taught as a (several) block of the month-it will continue into the fall schedule. Skills learned include how to use lots of new rulers (Eleanor has a ruler for many of her blocks which make the cutting and piecing easy peasy); how to make lots of new blocks; and how to choose the right color palate.



CLUBS

HAND EMBROIDERY CLUBFREE!

If you want to learn to hand embroider or just brush up your technique, join us on the second Saturday of the month from 10 to noon. You can work on your own projects or you can join the project we are doing.

Hand Work ClubFREE!

Every Tuesday afternoon from 2-4, join us to just sit & hand stitch, crochet, bind, or knit group. Bring what you're working on, sit up at the table in front by the window and work on your projects for awhile. You can get advice & suggestions from your fellow quilters and share your experiences about your projects.

Knit Pickers' Club FREE!

This is another get-together class to sit & knit, work on our projects, share information and get some help. We will share techniques, suggest patterns, but mainly we'll sit & knit (or pick). We are discussing trying to do a group project meaning everyone does the same pattern. Each month we will learn a different pattern, make it into a square and eventually put all the squares into one project. Afghan, scarf, bag, etc.

Block of the Month Club FREE!

First Saturday of the Month, 10:30-11:15. Join at any time. You get a free fat quarter if you come to class with the previous month's completed block.

Toad Toters Club

On full moon days (as noted in the calendar) you will get 20% off all purchases (not otherwise discounted) that you can fit in your bag. You must bring your bag to participate.

Full Moon Days: June 17; July 16; August 15

Discount Policy

We will honor only one discount -- whichever is largest. You can't combine a 10% with a 25% discount to get a 35% discount. On this we can't be bribed.

Color of the Month

June blue; July Christmas; August blacks.

Nolting Longarm Machines

Nolting has 5 main machines, each with different reaches: from 17" to 30" depending on the machine. They are sold with or without a frame, but after I saw & helped set up one of the steel frames this week, I recommend buying the frame. All machines, except for the Standard-- the most economical machine-- have a stitch regulator. I recommend a stitch regulator. All machines can be equipped with a computer and there are a couple of different ones to choose from. In addition, you can get an extended table base so that you can use rulers, you can get larger bobbins on some of the models and on the frames you can get hydraulic lifts to raise and lower the tables. In the coming weeks, I will print out more information on each model.

The best entry level machine is the Fun Quilter. It comes in 17", 20" & 23" reach. It comes with the Intellistitch Equalizer stitch regulator, standard speed control, needle up/down, and fixed handles in the front & rear. This machine can also be equipped with a computer.



The Pro Machine has the Intellistitch Turbo stitch regulator, single stitch option, standard speed control, needle up/down and customizable

handles in the front & rear. The Pro Machine comes in 20", 24" and 30" reach with 10-12" of inside height. There are easy dials on the front to set stitch length and other options. This machine can also be equipped with a computer.



The NV Machine is the newest in the fleet of Nolting machines. This machine has a touch screen with programmable stitch regulation. You can stitch in 4 different stitch modes plus single stitch and needleup/down. It also has an adjustable brightness LED work light. This machine can also be equipped with a computer.



Nolting also has a commercial machine with the Intellistitch Equalizer stitch regulator, standard speed control, needle up/down, and fixed handles in the front & rear. This machine can also be equipped with a computer.

CLUBS

HAND EMBROIDERY CLUB-FREE!

If you want to learn to hand embroider or just brush up your technique, join us on the second Saturday of the month from 10 to noon. You can work on your own projects or you can join the project we are doing.

Hand Work Club-FREE!

Every Tuesday afternoon from 2-4, join us to just sit & hand stitch, crochet, bind, or knit group. Bring what you're working on, sit up at the table in front by the window and work on your projects for awhile. You can get advice & suggestions from your fellow quilters and share your experiences about your projects.

Knit Pickers' Club FREE!

This is another get-together class to sit & knit, work on our projects, share information and get some help. We will share techniques, suggest patterns, but mainly we'll sit & knit (or pick). We are discussing trying to do a group project-meaning everyone does the same pattern. Each month we will learn a different pattern, make it into a square and eventually put all the squares into one project-afghan, scarf, bag, etc. 2nd & 4th Wednesdays, 3-7.

Block of the Month Club FREE!

First Saturday of the Month, 10:30-11:15. Join at any time. You get a free fat quarter if you come to class with the previous month's completed block.

Toad Toters Club

On full moon days (as noted in the calendar) you will get 20% off all purchases (not otherwise discounted) that you can fit in your bag. You must bring your bag to participate.

Full Moon Days: September 11, October 13, November 12 December 12.

Discount Policy

We will honor only one discount -- whichever is largest. You can't combine a 10% with a 25% discount to get a 35% discount. On this we can't be bribed.

Color of the Month

August blacks, September orange, October green, November flannels, December red

Join the fun and come feel the difference of quality fabrics.

Happy quilting!

Sincerely, Barbara Boyer

Around the Block

307-433-9555

www.aroundtheblockquilts.com