



Around the Block  
QUILT SHOP

October 19, 2018

My dad was an avid reader. He would have several books going at the same time and he also watched television...at the same time. And not just one station. He was known to stack three tvs on top of each other so that he could watch all 3 football games at once, while he had a book in his hands. Just in case that last sentence doesn't make sense, you have to remember (or envision, if you weren't born yet) what it was like before cable, satellite, remotes and smart tvs which can show at least 2 stations at once. This was also way before ESPN launched in 1979.

Dad had a console (big), medium tv and small one. The small set was not much more than 8 inches across. He also had an even tinier tv/radio that sat on the table next to his chair. In those days, you could tune in tv stations by dialing in the frequency, much like you do a radio station. Thus, he could have 3 games (all on the networks) going at the same time but with the sound turned off and then he would dial in the sound for which ever game was most interesting-without ever getting out of his chair. We have pictures. Anyway, dad liked to read books or stories relating to the holiday seasons. Mostly this meant he read Christmas stories during the Christmas season and, when we were kids, he'd read us Christmas books. Now I know what you're thinking: Even Hallmark hasn't started releasing its newest Christmas movies yet. So why am I talking about Christmas before Halloween? Well, dad instilled in me a desire to read at least one book related to the season each year. Unfortunately, that really means Halloween and Christmas books. There aren't many Thanksgiving, New Years, Valentines (other than romances), Easter, 4<sup>th</sup> of July, Labor Day, etc., books out there. But there are a lot of Halloween books.

I'll give you 2 lists: Ones I have read & liked (in no particular order) and ones that are on my to read list, either this year or saved for later.

My recommendations:

1. The Halloween Tree by Ray Bradbury. I like anything by Bradbury, but the Halloween Tree is the story of Halloween told through the ages, with a bit of a mysterious twist. It is written for teens, but it is a wonderful tale.
2. Dracula, by Bram Stoker. It is a gothic horror story, written in 1897,

and it's told, in part, through letters and diary entries. The story tells how Dracula makes it from Transylvania to New York, seeking more prey (food) and how he is hunted by Van Helsing.

3. Frankenstein, by Mary Shelley. She published it in 1818, and it is a gothic romance novel, to some extent. The monster says things like, "I ought to be thy Adam, but I am rather the fallen angel," when he talks to Victor Frankenstein, his creator. For those of you who liked Young Frankenstein, the movie, it's not quite like that.....
4. Anything by Edgar Allen Poe. My favorite is the Black Cat. The Tell-Tale Heart is wonderful, as well. A great read by a campfire with a flashlight turned toward your face. Creepy.
5. The Haunting of Hill House, by Shirley Jackson. It is styled as a 1959 gothic horror story, but it relies more on terror than horror for its creepiness. It has a standard "let's sleep in the haunted house to see if we can find the ghosts" story. But you'll want to keep the light on when you read it.
6. The Shining, and other creepy kinds of tales by Stephen King. My favorite King story is Pet Cemetery. He has a Poe-like quality of writing in this story. In his later books, the ones with thousands of pages, I often think what he really needs is a good editor.
7. The Screwtape Letters by C.S. Lewis. The story is in the form of a series of letters between a senior demon, Screwtape, and his nephew Wormwood. Basically, Screwtape is trying to convince his nephew to join him on the dark side, so to speak.
8. The Woman in Black, by Susan Hill. This is a basic ghost story, once again along the lines of how long can you live in a haunted house.
9. Ghost Story by Peter Straub. Well worth the read, plus you'll learn how to clean out the cat pee smell from an old house.
10. The Bad Seed by William March written in 1954. I saw the black & white movie first, at my friend's aunt's house. We were about 11 and watched it late at night. That's the best way to see that movie and the book is even better.

Ones I want to read:






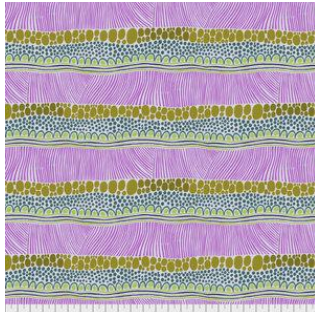
1. We Have Always Lived in the Castle, by Shirely Jackson
2. The Historian by Elizabeth Kostova (finish reading it)
3. Hallowe'en Party (Hercule Poirot #39) by Agatha Christie
4. The Physick Book of Deliverance Dane by Katherine Howe
5. The Witch and the Dead by Heather Blake, one of those beach read kind of books.

There are many others. But I have to save room for Christmas books. Christmas is only 67 days away. That's scary.

---

# WHAT'S NEW!!

From Free Spirit:




From Alexander Henry:





From Moda:








wide flannel



wide flannel






new grunge fats

ombre dots



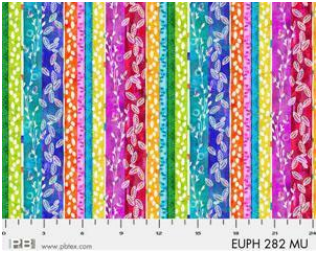
tea towels


From Art Gallery:





From P & B:





From Benartex & RJR:





SECTION SHOWN MEASURES APPROX. 15" X 30"





From Dear Stella:







From Hoffman:







From Timeless:






From Northcott:



All flannel





From Henry Glass:



From 3 wishes:








yes we do have this one. It was misshelved and I thought we had sold it out.



From Henry Glass:







## **SIGN UP FOR LONG ARM QUILTING CLASSES TODAY!**

**Classes are on Wednesdays and some Saturdays: 10:30-1:30; 2:30-5:30, or 6-8:30. Check the calendar for dates. Only 4 to a class.**

**Rentals have started for those who have taken the class. Tuesdays and Fridays, and a couple of Saturday and Sunday rentals. Check the calendar for rentals. Generally, there are 2 rentals times per day: 10:30-2 and 2:30-6. \$25/hr or \$85 for 3 1/2 hours. \$50 minimum. Plus \$5/bobbin for thread. Most quilts (double and smaller), even for beginners, will take about 2 1/2-3 hours. We will discuss what you plan to do on your quilt and will help you estimate how long it will take.**

**Class descriptions follow the calendar, so keep scrolling. Classes are listed alphabetically.**

---

October

2018

---

Sunday	Monday	Tuesday	Wednesday	Thursday	Friday	Saturday
	1	2	3 Long Arm Quilt classes 10:30-1:30; 2:30-5:30; OR 6-9	4 Halloween Triangle Frenzy 1-4 Beginning Quilt 6-9	5	6 BOM 10:30 Baltimore Woods 1-4 Great Pumpkin 4-6 Finish Your Quilt Sale
7 CLOSED	8 T-Shirt 10:30-5	9 Long arm rental day	10 Long Arm Quilt classes 10:30-1:30; 2:30-5:30  Back Basting 10-noon  Knit Pickers' Club 6-8:30	11 Zippered Pouches 10-1 Beginning Quilt 6-9	12 Long arm rental day	13 Embroidery Club 10-noon Story Quilt 1-6
14 Beginning Quilt 1-4	15 Halloween Candy Bag 1-5	16 Long arm rental day	17 Long Arm Quilt classes 10:30-1:30; 2:30-5:30  Hand Quilting 10-noon	18 Beginning Quilt 6-9	19 Long arm rental day	20 Zippered Pouches 10-1 Camden Bag 1-6
21 Beginning Quilt 1-4	22	23 Long arm rental day	24 Long Arm Quilt classes 10:30-1:30; 2:30-5:30; OR 6-9 Full moon	25 Beginning Quilt 6-9	26 Long arm rental day	27 Nutcracker 10:30-5
28 Beginning Quilt 1-4	29 T-Shirt 10:30-5	30 Long arm rental day	31			Color of the month Halloween

## November


Sunday	Monday	Tuesday	Wednesday	Thursday	Friday	Saturday
Color of the month Red				1 Beginning Quilt 6-9	2	3 BOM 10:30 Baltimore Woods 1-4 Great Pumpkin 4-6 Binding 4-6 Finish Your Quilt Sale

4 <b>CLOSED</b>	5 <b>Boston Commons</b> 10:30-5	6 Long arm rental day	7 <b>Long Arm Quilt classes</b> 10:30-1:30; 2:30-5:30	8 <b>Origami Bags</b> 1-4 <b>Beginning Quilt 6-9</b>	9 <b>Machine applied binding 2-4</b> Long arm rental day	10 <b>Embroidery Club 10-noon</b> <b>Story Quilt 1-6</b>
11 <b>Beginning Quilt 1-4</b>	12 <b>Hollow Cube</b> 10:30-5	13 Long arm rental day	14 <b>Knit Pickers' Club 6-8:30</b>	15 <b>Panels Are Fun! 1-6</b>	16 Long arm rental day	17 <b>Diamonds in the Sky</b> 10:30-5
18 <b>Beginning Quilt 1-4</b>	19	20 Long arm rental day	21	22 <b>CLOSED</b>	23 <b>Black Friday Sale Full Moon</b>	24 <b>Camden Bag 12-5</b> <b>Shop Small Business Sale</b>
25 <b>Beginning Quilt 1-4</b>	26 <b>Boston Commons</b> 10:30-5	27 Long arm rental day	28 <b>Long Arm Quilt classes</b> 10:30-1:30; 2:30-5:30	29 <b>Machine quilting 1-4 OR 6-9</b>	30 Long arm rental day	

### Baltimore Woods Block of the Month

1st Saturday of the month through Dec 1-4 \$25 Sue Frerich.

This Baltimore album inspired quilt features adorable woodland creatures including an owl, fox, deer, skunk and bear along with a modern take on some traditional Baltimore blocks. These blocks are fused and machine applied in place. We have the background fabric in stock-don't wait too long if you want it.



### Beginning Machine Applique Thurs Dec 5, 1-4 OR 6-9 \$25 Barb Boyer

So many quilts use applique these days. Learn the ins and outs of machine applique, from points to curves. We will practice the button hole/blanket stitch, satin stitch, and you can also play around with your decorative stitches. Threads, fusibles and stabilizers will be discussed.

### Beginning Machine Quilting Thurs Nov 29, 1-4 OR 6-9 \$25 Sue Frerich

Be prepared to quilt! You will practice your quilting skills on various samples,



using both your walking foot and darning foot. Batting, threads, needles and patterns will be discussed. Who knows? By the time you leave you may even be able to write/quilt your name!

**Beginning Quilting Thurs. starting Sept 20 6-9 OR Sun Sept 23 1-4 8 weeks \$65 Barb Boyer**

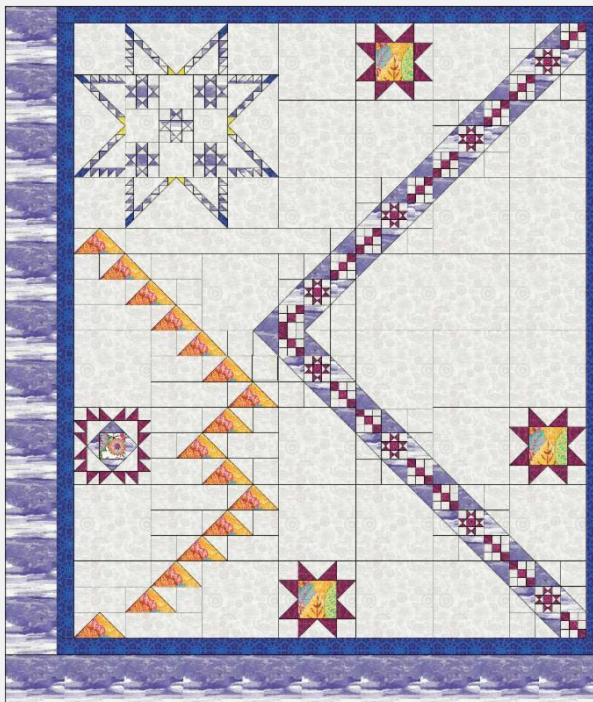
This comprehensive 8-week course will introduce to you almost everything you need to know about piecing a quilt top. Along the way you will learn about color, batting, thread, machines and various techniques to give you the skills to make almost any quilt.

**Binding Nov. 3 4-6 Jo Sunderman \$10**

Jo teaches you how to accurately cut you bindings, whether bias, cross or straight-and she'll explain the difference and when to use which one. She'll demonstrate the cutting, the sewing, the joining (so easy) and the hand stitching part. She makes bindings so easy peasy you'll wonder why you were ever nervous about putting on the binding.

**Block of the Month First Sat of month 10:30-11:15 FREE Barb Boyer**

Join at any time. You get a free fat quarter if you come to class with the previous month's completed block. This year we're making a "modern" quilt. Something new, something different. I will provide some other options as we explore the modern quilt world.



**Boston Commons Sat Nov. 5, 10:30-5 Sue Frerich \$20**

This traditional quilt is a cross between a trip around the world and a .... well, trip around the world. Instead of a square quilt, this quilt is rectangular. It uses 2 1/2" strips and can be done in a limited pallet of colors or entirely



scrappy. We should be getting about 4 books in, so if you are interested let me know. The book is hard to get. BTW, Sue's colors are pretty lavenders. Come in to see the quilt.

**Camden Bag Oct. 20 1-6 and Nov 24 12-5 Sue Frerich \$25 (two-session class)**

Bags and bags and bags. Zigzag together fabric-covered fusible-batting strips for the sides of this charming oval-bottom handmade bag. The pattern has two sizes to choose from: Large 18" wide x 16" tall x 12" deep Small 13" wide x 9" tall x 9" deep. Sue will walk you through the steps to make this great bag!



**Christmas Triangle Frenzy table runner  
Thur Dec 1-4 Barb Boyer \$20**

Make a Christmas table runner using the 60 degree triangle and a yard of fabric (border stripe). Or get a jump on the next holiday and make an Easter/spring table runner. Or make both!. These table runners are easy to cut & sew, and if you haven't made one yet it's time to add triangle sewing to you skill set.

**Diamonds in the Sky Sat Nov 17  
10:30-5 Sue Frerich \$25**

Diamonds in the Sky is a brilliant high contrast quilt. The diamonds are created using the Corner Beam™ ruler. You can use bright fat quarters for the stars, or scraps that are 6" wide. Sue will walk you through the cutting, using this amazing tool-which will make for quick & easy piecing.



**Hand Applique/Back Basting TBA Sandra Freeburg, 10-noon \$25  
or call for dates**

Back basting is a template free method of needle turn applique. No slippery freezer paper or chalked lines on top that never seem to get turned under quite right. This method is especially great for traveling, because your pieces will be basted onto your background -- no need for pins to get in the way. This class is great for beginners and all levels of appliquers. Don't let hand applique frustrate you. It's really easy and relaxing!

**Hand Embroidery Club 2nd Sat. of the month, 10-noon FREE  
Kathy Sconce**

If you want to learn to hand embroider or just brush up your technique, join us

on the second Saturday of the month from 10 to noon. You can work on your own projects or you can join the project we are doing. This year we are following a purchased pattern called My Crazy Life. It is wool appliques on flannel backgrounds. Then we will explore a variety of embroidery stitches to embellish each block-4 six inch blocks per month (or whatever you choose to do), for a total of 48 blocks. Each month Kathy Sconce shows us a new stitch to try, plus, she guides us through thread choices, how to knot, fabrics to use, and tracing techniques. We will also discuss wool, felted wool, wool felt, various threads for embroidery, various techniques for the wool applique and setting options for the quilt.

**Hand Quilting Oct. 17, 10-noon Sandra Freeburg \$25 Watch the calendar or call for other dates**

Hand quilting is an art that should not be lost. By the end of Sandra's class you will be hand quilting with confidence. Everyone has at least one special quilt that calls out for hand quilting. And there is nothing better than the feel of a hand quilted quilt. Do yourself a favor and learn this art that connects us to our past -- our mothers, grandmothers and great grandmothers.

**Hello Pouches Mon Dec 10 10:30-3 OR Sat Dec 15 1-5 Sue Frerich \$20**

Bags and bags and bags. This little zippered pouch has clear vinyl on the top for a see-through look and a quilted base for stability. With the see-through vinyl top you can say "hello" to all your treasured trinkets. Pattern includes instructions to make all four sizes.



**Hollow Cube Nov. 12 10:30-5 Sue Frerich \$25**

This is a technique quilt with careful color placement to create a 3 dimensional look. If you went to the quilt show, you saw this quilt hanging. The beauty of this technique is there are no inset seams! This quilt is for confident beginners and up. Sue will teach you how to select your fabrics to create a dazzling 3-D design.



**Knit Pickers' Club 2nd Wed of each month, 6-8:30 Carol Moler**

Every second Thursday, we're getting together to practice our knitting. The Club is open to all skill levels. We want to share what we've learned, find new patterns, and simply just sit and knit. We're currently working on some felting projects, but we're planning on heading into fingerless mittens, mittens, and socks. We are discussing trying to do a group project-meaning everyone does the same pattern. Each month we will learn a different pattern, make it into a square and eventually put all the squares into one project-afghan, scarf, bag, etc.

**Long Arm Quilting Classes Wednesdays from 10:30-1:30, 2:30-5:30 or 6-8:30 Barb Boyer \$30 (check calendar for specific times & dates)**



In this class you will learn all about the Nolting long arm quilting machines: loading, threading, quilting. I'll demonstrate how to load and thread, set stitch length, change tension, wind and load bobbins. Then I will load a practice quilt onto the machine and show how to do hand guided quilting. Each student will be given at least 15-20 minutes of practice time. (Each class is limited to 4 students). You will be able to do free hand quilting plus you can practice following a pantograph. Any quilter who wants to rent to machines must take this class first, regardless of whether you have experience on a long arm machine. This class is not designed to teach you everything there is to know about long arm quilting-it's just a start.

**Machine Applied Binding Fri. Nov. 9 2-4 \$20 Jean Korber**

Jean will teach 2 different machine applied bindings. One style uses cording to help keep the binding straight & true. The other uses a flange, for a two-toned binding. Putting binding on by machine cuts your time more than in half-and by using cording, you can have a perfectly applied binding with no messy "oops" where your stitching just didn't quite catch the binding on the back side.

**Market Tote Bag Dec 3 1-4 Barb Boyer \$20**

Bags and bags and bags. This bag is layered, made from fat quarters. It's simple (if I'm teaching a bag, it's gotta be simple), strong, and you'll want to make several so you can take them the grocery store. I need to be more eco conscious and I plan to make several to keep in my car so that I have no excuses.

**Monthly Minis First Saturday of the Month, 4-6**

This year we are going to do the Great Pumpkin Quilt, a purchased pattern. It will start in February because we are still finishing last year's Holiday Houses in January. Starting in February we will work on the Great Pumpkin quilt. We will plan to do 2 blocks a month, and do the top banner section over two months. In class we will discuss use of color in the backgrounds and pumpkins. We will also discuss and learn various machine applique techniques to use on the blocks.



**Nutcracker paper pieced wall hanging Oct. 27 10:30-5 Sue Frerich \$20**

There are 12 different nutcrackers in this series (we only have a few of them in-I keep looking for more). The nutcrackers are paper pieced and then embellished with beads, rickrack, lame, satin-almost anything you want. The pieces are small, so the project is challenging. But you can do it! It may not be a "first" paper

piecing project, but if you are familiar with paper piecing, you won't have any

trouble. e

**One Block Wonder Panel Quilt Start preparing now! Sue Frerich**



For all of you who missed the class before, you don't want to miss this class-we will

run for everyone who has taken the class. So, get your quilts done so we can display them at the store, schedule in January for the next class and we will schedule a reunion and start choosing your panels for your next One Block Wonder Panel Quilt.



**Origami Bags Nov. 8 OR Dec. 6 OR Dec 13 Barb Boyer \$20**

Bags and bags and bags. The origami bag is a folded bag with a draw string closure. It has pockets on the front and can be embellished with buttons for closures. The bag is the perfect size for carrying your sock knitting, embroidery projects, wallet, book, cosmetics, you name it. It's a perfect little gift bag.

**Panels are Fun! Thur Nov.15 OR Dec 9 1-4 Barb Boyer \$20**

Panels are tricky because they are not always straight. But there are wonderful ways to use panels in very creative ways. In class, we will sew a Christmas panel by putting on simple borders and then I'll show you how to light it up-put twinkly lights in it. We will also explore other ways to use panels, so bring any other panel you have and we'll discuss how you can turn your panels into a quilt or wall hanging.


**Pillow Case Party Sun. Dec. 16 1-4 FREE**

If you've never made a pillow case, or just want some time to sew a pillow case, this class is for you. This is a great mother/daughter styled class and pillow cases make great presents!

**Pot luck 2nd Sat/month 1-6 Ginger Newman \$25 or two for the price of 1(bring a friend)**

Collaborate with a friend and discover true freedom to create your own quilt that is beautifully unique. You and your friend will collaborate on the colors,

blocks and settings for your quilts. You will share blocks, share fabric and share ideas. But you will make and design your own quilt. The blocks are taken from Gwen Marston and Freddy Moran's Collaborative Quilting books. Each month we will teach a new block, plan a new row, try a new design. It's collaborative and you will have a quilt with its own unique voice and story to tell. This is the first in a series of freeform/collaborative quilts we want to pursue this fall and spring. Join the fun and let your imagination run wild.



**Spoon Quilting TBA Sandra Freeburg \$25 Watch the calendar or call for dates**

No more sore fingers! Learn to Spoon Quilt, with a special spoon quilting tool. This tool helps you keep your stitches tiny and even without pricking your finger. Need to have basic quilting skills (rocking motion quilting).



**Take 5 Quilt, Wed Dec 19 10:30-5 Barb**

### **Boyer \$20**

In 5 minutes you can find 5 fabrics and in 5 hours you will have a quilt. You can do it, but most people take a little longer. This is a quick & easy quilt. It's great for a kid's quilt, a dorm quilt, or just a quilt to showcase big and bold prints. Come sew all and see how far you get!

### **Toy Bags Sat Dec 1, 4-6 OR Thurs. Dec 6, 2-5 OR Thurs Dec 13 2-5 Ginger Newman \$20**

Bags and bags and bags. Make these reusable toy/gift bags for quick wrapped presents. You can make them any size, even large enough to fit a quilt! These are fast sewn, quickly done, so you can make bunches for Christmas.

### **T-Shirt Quilt Sept 3, 24; Oct. 8 & 29 10:30-5 Barb Boyer \$20**

Learn to design your own t-shirt quilt. The class consists of 2 parts: getting the t-shirts ready and designing your quilt top. In the first class we get the shirts ready for stitching. How many shirts? Your choice, but 10-20 will work. The second class is designing and that's where I help. There are 4 session

### **Zippered Pouches**

#### **Oct. 11 10-1 OR Sat Oct 20 10-1 Ginger Newman \$20**

Bags and bags and bags. This little zippered pouch is useful for all sorts of

things: English paper piecing projects, embroidery, wool applique, and for non quilters, everything you've ever wanted to stuff into a cute bag. And it comes in different sizes! This class will teach how to add zippers, something some of us haven't done since 7th grade.



## **Nolting Longarm Machines**

Nolting has 5 main machines, each with different reaches: from 17" to 30" depending on the machine. They are sold with or without a frame, but after I saw & helped set up one of the steel frames this week, I recommend buying the frame. All machines, except for the Standard-- the most economical machine-- have a stitch regulator. I recommend a stitch regulator. All machines can be equipped with a computer and there are a couple of different ones to choose from. In addition, you can get an extended table base so that you can use rulers, you can get larger bobbins on some of the models and on the frames you can get hydraulic lifts to raise and lower the tables. In the coming weeks, I will print out more information on each model.



The best entry level machine is the Fun Quilter. It comes in 17", 20" & 23" reach. It comes with the Intellistitch Equalizer stitch regulator, standard speed control, needle up/down, and fixed handles in the front & rear. This machine can also be equipped with a computer.



The Pro Machine has the Intellistitch Turbo stitch regulator, single stitch option, standard speed control, needle up/down and customizable handles in the front & rear. The Pro Machine comes in 20", 24" and 30" reach with 10-12" of inside height. There are easy dials on the front to set stitch length and other options. This machine can also be equipped with a computer.



The NV Machine is the newest in the fleet of Nolting machines. This machine has a touch screen with programmable stitch regulation. You can stitch in 4 different stitch modes plus single stitch and needle up/down. It also has an adjustable brightness LED work light. This machine can also be equipped with a computer.



Nolting also has a commercial machine with the Intellistitch Equalizer stitch regulator, standard speed control, needle up/down, and fixed handles in the front & rear. This machine can also be equipped with a computer.

\*\*\*\*\*

#### HAND EMBROIDERY CLUB

If you want to learn to hand embroider or just brush up your technique, join us on the second Saturday of the month from 10 to noon. We use printed patterns and some vintage free patterns that you can embroider, embellish and color. Depending on the projects, each month Kathy Sconce shows us a new stitch to try, plus, she guides us through thread choices, how to knot, fabrics to use, and tracing techniques.

\*\*\*\*\*

#### Knit Pickin' Club

This is another get-together class to sit & knit, work on our projects, share information and get some help. We will share techniques, suggest patterns, but mainly we'll sit & knit (or pick).

#### Toad Toters

On full moon days (as noted in the calendar) you will get 20% off all purchases (not otherwise discounted) that you can fit in your bag. You must bring your bag to participate.

Full Moon Days: Sept. 24, Oct. 24, Nov. 23, Dec. 23

#### Discount Policy

We will honor only one discount -- whichever is largest. You can't combine a 10% with a 25% discount to get a 35% discount. On this we can't be bribed."

#### Color of the Month

September orange, October Halloween, November red, December Christmas

Join the fun and come feel the difference of quality fabrics.

Happy quilting!

Sincerely, Barbara Boyer

Around the Block

307-433-9555

[www.aroundtheblockquilts.com](http://www.aroundtheblockquilts.com)