



Around the Block  
QUILT SHOP

May 4, 2018

"Do you remember when I was a cute little puppy?" Becca asked out of the blue. "I was sweet and cuddly, ready for new adventures. An empty slate, eager to learn new things."

"Becca, you were none of those things." She ignored me.

"I remember learning to sit for treats. I really liked that trick."

"Becca??"

"Remember when we went to the pet store to buy my first bed? I tried out several different ones before selecting the cozy tan, cushy one. Everyone thought I was so cute curled up in the bed."

"I do remember that, Becca. You were a scared little pup and you curled up in the first bed you tried. You just wanted to hide."

"Was not." "Were too." "Was not." "Were..." Never get into an argument with a mini Aussie. You can't win even if you are right. "Becca, what is this all about?"

"I'm writing my memoirs," she said brightly.

"You can't remember s.....," I began.

"Watch your language. This is a family friendly newsletter."

"...stuff from last week, let alone when you were 8 weeks old."

"I don't have to," she said. "Memoirs are always made up by the author. Everyone knows that. I remember you complaining about that memoir about Glass Houses and how that author was stealing stories from Black Beauty and that she couldn't possibly remember all those things that happened to her when she was 4." She's right about that. I had serious questions about the legitimacy of that memoir.

"And that author was a best seller and they made a movie out of her book. Everyone loved it."

"Becca, they're not going to love your memoir, especially if you make up stuff about being a sweet little loving puppy, which you weren't, by the way."

"Yes I was." "No you weren't." "Yes I was." "No..." I quit and tried a different approach.

"Do you remember the trip home from Kansas with your brother Jack and you whined all the way. For 4 hours or more?" Blank stare.

"And you continued to whine for almost a whole year. You talked way too much back then and it took a long time before you learned to be quiet." She opened her mouth, then thought better of it and closed it again.

"You wouldn't even let me pet you, you were so skittish."

"But I love it when you scratch my eyes when they itch."

"You like it now but it took me months just to be able to scratch the top of your head, let alone your eyes." She cocked her head, like she was trying to remember but I knew she didn't.

"You wouldn't walk on a leash, you still don't. You didn't come when you're called-you still don't. You don't sit when I ask you...." "Do too!" "Only if a treat is involved. You still talk way too much." "I'm protecting the back yard!" "Yeah, from joggers out on the road." "Well, they never come into the yard." "Becca, that's like the old joke about the kid standing on the street corner snapping his fingers. When someone asked him why he was doing that, he said it kept the tigers away. When told there were no tigers within 3,000 miles, the kid replied, works, don't it."

"So the kid was right, then," she said. I sighed.

"Why do you want to write your memoirs, anyway?" I asked. Again, I should know better.

"I want to become famous. I can go to book signings and put my paw print inside my book. I will have adoring fans and Steven Spielberg will make it into a movie. Like the Post. Or Star Wars."

"Spielberg didn't direct Star Wars."

"Star Trek, then." I gave up. "And who's going to play you?" I asked instead.

"Beethoven." I wasn't expecting that.

"That's a St. Bernard. That dog is 10 times bigger than you." She ignored me.

"And you'll be played by Betty White," she said.

"Becca, she's 96 years old."

"But she's a dog lover. And besides, you're old." I opened my mouth to complain, but Becca ignored me.

"Okay, how about Martha Stewart?" "She's a felon." "Ophra." "Seriously?" "Elton John?"

"Come on. Becca, you have no idea what you're talking about. You're just pulling names off the internet. I'm going to take away your wifi privileges if you keep this up." Becca started to protest, but I continued before she could say anything.

"Actually, writing your memoirs isn't a bad idea. You can talk about how you kept escaping from both the front and back yards and then couldn't figure out how to get back in. That's the grit, the drama you need for a successful story." Becca growled.

"And, if you get famous you'll have to go to a beauty salon to get clipped and blown. You've turned into quite a little mudball with all of the rain we've had recently. Becca?"


But Becca was headed out the door.

# WHAT'S NEW!!


From Hoffman:



From Northcott:



From Timeless Treasures:



From Henry Glass:



wool





wool

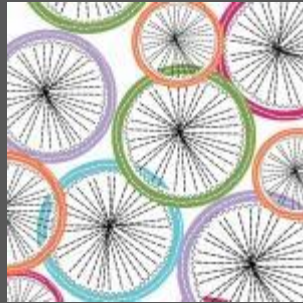


wool

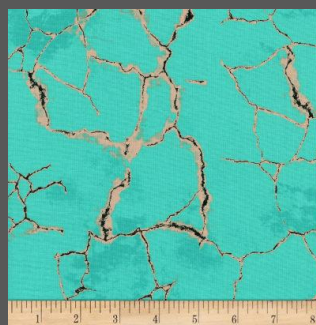



wool










From Cotton & Steel:



From Hoffman:









From RJR:








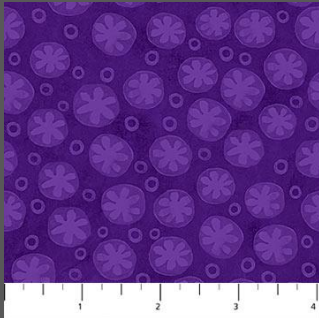
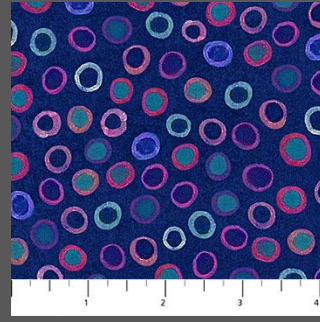
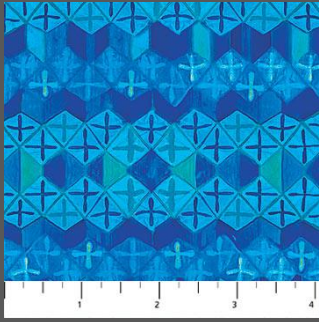
From Moda:






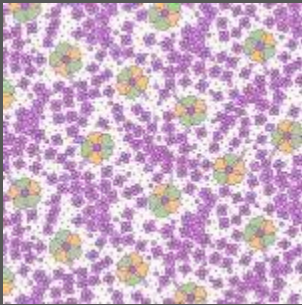


From Moda:




From Northcott:



From Henry Glass, the Nana Mae 30s collection:





From Northcott:





## **SIGN UP FOR LONG ARM QUILTING CLASSES TODAY!**

**Classes are on Wednesdays and Saturdays in April: 10:30-1:30; 2:30-5:30, or 6-8:30. Check the calendar for April dates. Only 4 to a class.**

**Rentals have started for those who have taken the class. Tuesdays and Fridays, and a couple of Sunday rentals only for right now. Check the April calendar for rentals on Sunday. 2 rentals times per day: 10:30-2 and 2:30-6. \$25/hr or \$85 for 3 1/2 hours. \$50 minimum. Plus \$5/bobbin for thread. Most quilts (double and smaller), even for beginners, will take about 2 1/2-3 hours. We will discuss what you plan to do on your quilt and will help you estimate how long it will take.**

Class descriptions follow the calendar, so keep scrolling. Classes are listed alphabetically.

---


May

---

Sunday	Monday	Tuesday	Wednesday	Thursday	Friday	Saturday
		1 Long arm rental day	2 Long Arm Quilt classes 10:30-1:30; 2:30-5:30; OR 6-9	3	4 Long arm rental day	5 BOM 10:30 <b>Floral Menagerie 1-4</b> Great Pumpkin 4-6
6 CLOSED	7	8 Long arm rental day	9 Long Arm Quilt class; 2:30-5:50 <b>Knit Pickers' Club 6-8:30</b>	10	11 Long arm rental day	12 Embroidery Club 10-noon <b>One Block Wonder Panel 1-6</b>
13	14	15	16	17	18	19
20	21	22 Long arm rental day	23 Long Arm Quilt classes 10:30-1:30; 2:30-5:30	24	25 Long arm rental day	26 <b>One Block Wonder Panel 10:30-4</b>
27 Long arm rental day	28	29 <b>FULL MOON</b>	30 Long Arm Quilt classes 10:30-1:30; 2:30-5:30; OR 6-9	31		<b>Color of the month: Neutrals: beige/white</b>

**Block of the Month First Sat of month 10:30-11:15 FREE Barb Boyer**

Join at any time. You get a free fat quarter if you come to class with the previous month's completed block. This year we're making a "modern" quilt. Something new, something different. I will provide some other options as we explore the modern quilt world.



**English Paper Piecing Club 4th (or last) Mondays 2-4 Barb Boyer \$20**

English paper piecing dates back to the early 1800s. It is a hand sewing method that uses paper templates to help sew complex angles together, like hexagons. Any number of different designs can be made, including Grandmother's Flower Garden-this is the pattern I am STILL doing this year. Several patterns will be available, including traditional Flower Garden and the Downton Abbey free pattern.

**Hand Applique/Back Basting Wed Jan 17, 10-noon Sandra Freeburg \$25**

Back basting is a template free method of needle turn applique. No slippery freezer paper or chalked lines on top that never seem to get turned under quite right. This method is especially great for traveling, because your pieces will be basted onto your background -- no need for pins to get in the way. This class is great for beginners and all levels of appliquers. Don't let hand applique frustrate you. It's really easy and relaxing!

**Hand Embroidery Club 2nd Sat. of the month, 10-noon FREE Kathy Sconce**

If you want to learn to hand embroider or just brush up your technique, join us on the second Saturday of the month from 10 to noon. You can work on your own projects or you can join the project we are doing. This year we are following a purchased pattern called My Crazy Life. It is wool appliques on flannel



backgrounds. Then we will explore a variety of embroidery stitches to embellish each block-4 six inch blocks per month (or whatever you choose to do), for a total of 48 blocks. Each month Kathy Sconce shows us a new stitch to try, plus, she guides us through thread choices, how to knot, fabrics to use, and tracing techniques. We will also discuss wool, felted wool, wool felt, various threads for embroidery, various techniques for the wool applique and setting options for the quilt.

**Hand Quilting Wed Jan 31, 10-noon Sandra Freeburg \$25**

Hand quilting is an art that should not be lost. By the end of Sandra's class you will be hand quilting with confidence. Everyone has at least one special quilt that calls out for hand quilting. And there is nothing better than the feel of a hand quilted quilt. Do yourself a favor and learn this art that connects us to our past -- our mothers, grandmothers and great grandmothers.

**Hunter Star, the easy way in June 16 10:30-5 Barb Boyer \$20**

The Hunter looks complicated, but with the fast & easy tool, it's a snap. We are getting beautiful collections that I bought specifically for this class. If you are looking to learn a new technique, this is a great quilt for that.



**Knit Pickers' Club 2nd Wed of each month, 6-8:30 Carol Moler**

Every second Thursday, we're getting together to practice our knitting. The Club is open to all skill levels. We want to share what we've learned, find new patterns, and simply just sit and knit. This year we are doing a knit along project involving 6" squares. Each month we will learn a different pattern (or 2), make it into a square and eventually put all the squares into one project-afghan, scarf, bag, etc. Join us & learn some new stitches!

**Long Arm Quilting Classes Wednesdays in April & May from 10:30-1:30, 2:30-5:30 or 6-9 and Barb Boyer \$30 (check calendar for times & dates)**

In this class you will learn all about the Nolting long arm quilting machines: loading, threading, quilting. I'll demonstrate how to load and thread, set stitch length, change tension, wind and load bobbins. Then I will load a practice quilt onto the machine and show how to do hand guided quilting. Each student will be given at least 15-20 minutes of practice time. (Each class is limited to 4 students). You will be able to do free hand quilting plus you can practice following a pantograph. Any quilter who wants to rent to machines must take this class first, regardless of whether you have experience on a long arm machine. This class is not designed to teach you everything there is to know about long arm quilting-it's just a start.



**Monthly Minis First Saturday of the Month, Feb-Dec. 4-6 FREE**

This year we are going to do the Great Pumpkin Quilt, a

purchased pattern. It will start in February because we are still finishing last year's Holiday Houses in January.

Starting in February we will work on the Great Pumpkin quilt. We will plan to do 2 blocks a month, and do the top banner section over two months. In class we will discuss use of color in the backgrounds and pumpkins. We will also discuss and learn various machine applique techniques to use on the blocks.

**One Block Wonder Panel Quilt Sat April 28 & May 12 & 26 see calendar for times**

**\$30 Sue Frerich**

For all of you who missed the class before, you don't want to miss this class-we won't have it on the schedule again for awhile. The technique is called One Block Wonder and you need 7 panels for the quilt. Sue used a beautiful eagle print (keep your fingers crossed, we may be able to get 1 bolt). But we have lots of interesting panels that would make a fantastic One Block Wonder Panel Quilt. (I'm looking at the Star Wars panels....). The technique used is similar to a Stack & Whack quilt, but the difference is in how it is sewn together. This is truly a stunning quilt. You don't want to miss this class!



**Spoon Quilting Wed Feb 7, 10-noon Sandra Freeburg \$25**

No more sore fingers! Learn to Spoon Quilt, with a special spoon quilting tool. This tool helps you keep your stitches tiny and even without pricking your finger. Need to have basic quilting skills (rocking motion quilting).

## Nolting Longarm Machines

Nolting has 5 main machines, each with different reaches: from 17" to 30" depending on the machine. They are sold with or without a frame, but after I saw & helped set up one of the steel frames this week, I recommend buying the frame. All machines, except for the Standard-- the most economical machine-- have a stitch regulator. I recommend a stitch regulator. All machines can be equipped with a computer and there are a couple of different ones to choose from. In addition, you can get an extended table base so that you can use rulers, you can get

larger bobbins on some of the models and on the frames you can get hydraulic lifts to raise and lower the tables. In the coming weeks, I will print out more information on each model.

The best entry level machine is the Fun Quilter. It comes in 17", 20" & 23" reach. It comes with the Intellistitch Equalizer stitch regulator, standard speed control, needle up/down, and fixed handles in the front & rear. This machine can also be equipped with a computer.



The Pro Machine has the Intellistitch Turbo stitch regulator, single stitch option, standard speed control, needle up/down and customizable handles in the front & rear. The Pro Machine comes in 20", 24" and 30" reach with 10-12" of inside height. There are easy dials on the front to set stitch length and other options. This machine can also be equipped with a computer.



The NV Machine is the newest in the fleet of Nolting machines. This machine has a touch screen with programmable stitch regulation. You can stitch in 4 different stitch modes plus single stitch and needle up/down. It also has an adjustable brightness LED work light. This machine can also be equipped with a computer.



Nolting also has a commercial machine with the Intellistitch Equalizer stitch regulator, standard speed control, needle up/down, and fixed handles in the front & rear. This machine can also be equipped with a

computer.

\*\*\*\*\*

#### HAND EMBROIDERY CLUB

If you want to learn to hand embroider or just brush up your technique, join us on the second Saturday of the month from 10 to noon. We use printed patterns and some vintage free patterns that you can embroider, embellish and color. Depending on the projects, each month Kathy Sconce shows us a new stitch to try, plus, she guides us through thread choices, how to knot, fabrics to use, and tracing techniques.

\*\*\*\*\*

#### Knit Pickin' Club

This is another get-together class to sit & knit, work on our projects, share information and get some help. We will share techniques, suggest patterns, but mainly we'll sit & knit (or pick).

#### Toad Toters

On full moon days (as noted in the calendar) you will get 20% off all purchases (not otherwise discounted) that you can fit in your bag. You must bring your bag to participate.

Full Moon Days: Jan 1, Jan 31, March 1, March 31, April 29, May 29

#### Discount Policy

We will honor only one discount -- whichever is largest. You can't combine a 10% with a 25% discount to get a 35% discount. On this we can't be bribed."

#### Color of the Month

January purple; February red, March green, April yellow; May neutrals: whites & beiges

Join the fun and come feel the difference of quality fabrics.

Happy quilting!

Sincerely, Barbara Boyer

Around the Block

307-433-9555

[www.aroundtheblockquilts.com](http://www.aroundtheblockquilts.com)

Around the Block, 453 Vandehie Suite 120, Cheyenne, WY 82009