

SIGN UP FOR LONG ARM QUILTING CLASSES TODAY!

Classes are on Wednesdays in March: 10:30-1:30; 2:30-5:30, or 6-8:30. Check the calendar for April dates. Only 4 to a class--classes are filling, so if you want a March class, be sure to call. We will continue with classes in April and May and I will schedule some classes on Saturday and Sunday, time permitting.

Rentals have started for those who have taken the class. Mondays and Fridays rentals only for right now. Check the April calendar for rentals on Sunday. 2 rentals times per day: 10:30-2 and 2:30-6. \$25/hr or \$85 for 3 1/2 hours. \$50 minimum. Plus \$5/bobbin for thread. Most quilts (double and smaller), even for beginners, will take about 2 1/2-3 hours. We will discuss what you plan to do on your quilt and will help you estimate how long it will take.



March 23, 2018

It's hard living with mini Australian Shepherd, sometimes. Becca, my red-tri mini Aussie, caught me looking at a web site entitled, the cutest new dog combination breeds for 2018.

"You're not getting a new dog, are you?" She glared at me. "Mary got a new dog. I smelled her when you got home yesterday. You're not going to get one of those, are you?" She practically sneered at me.

"Becca, Millie is a cute wired haired Dachshund, and, no, I'm not getting a small dog. You're small enough." Becca thought about that for a minute.

You can tell when she's thinking; she gets this odd look on her face. I knew she was trying to figure out if I'd insulted her. She finally decided to change the subject.

"Okay, but why are you looking at mutt breeds?" Becca's not very politically correct in the dog world.

"Becca, just because you are pure bred, doesn't mean you're better than other dogs."

"Course it does. That's why I have a flag for when the queen is in residence. That's me."

"I know, Becca. We've talked about that before. I was looking at those pictures just to see what dogs people were buying. I'm not planning on getting another dog. You're enough dog for two."

She puzzled about that, too, but decided to continue being snarky.

"Who would want a dog breed called a Pitsky, or Taco Terrier or a Cheagle. I mean, it's embarrassing." Actually, I kinda agreed with her, but I didn't want her to know that.

"A Pitsky is a cross between a Pit Bull and a Husky. A Taco Terrier is a cross between a Toy Fox Terrier and a Chihuahua-Get it?"

Becca just stared at me.

"The Taco Bell Chihuahua on tv?" Blank stare. "Must be before your time. Anyway, the Cheagle is a cross between a Jack Russell Terrier and a Miniature Poodle."

"Who thinks these things up?" she demanded. "Do they come up with the name first and then try it to see if it works? And why would anyone want to take a yappy dog that bounces up & down more than Cassidy & mix it with a yappy dog that you can clip into a topiary of a duck." I really don't know how she knows these things.

"Becca, you are a yappy dog."

"I'm protecting the back yard and besides you can't clip my fur to look like some lawn ornament."

"Becca, poodles are nice dogs. I had one as a kid. She was a toy, Champaigned colored and very discerning. She only growled at one of my folks' friends. I didn't like him much, either. I remember he always said he could tell the difference between cheap booze and expensive brands. So my dad bought a cheap bottle of vodka and poured it into a bottle with an impressive/expensive label. When Ben came over, dad got out the expensive bottle and served Ben inexpensive vodka drinks. Ben swore it was the best."

"I bet I'd growl at him as well," Becca swore. "But I'm glad I'm not a Chug, or a Yorkiepoo, or a Dorgi or a Maltipoo, or anything else that ends in poo. If I had a name like that, I think I would hate you."

"Becca, that's not nice."

"I'd pee on the rug, chew up your stuff, scratch, growl, bite, ignore you, and bare my teeth at you. But I'd never refuse treats."

"Becca?" I glanced over at the computer. On the screen was "How to tell if your dog hates you."

"No, you'd just refuse to use your dog house, or put up a pirate flag on your flag pole.... Becca? Where are you going?"

Never give an Aussie an idea.

Springtime in the Rockies Shop Hop!

April 20-21

The Ranch, First National Bank Building, Loveland, CO

Our theme for this year's quilt show is Modern Quilts and we are asking for your participation. Design your own modern quilt or use a commercial pattern that embraces the modern quilting movement. To participate, fill out an entry form and bring it to the shop with your quilt by April 2. Forms are available here, just ask me for one. Quilts will hang at the Springtime in the Rockies Shop Hop at the Ranch, April 20 & 21. Gift Basket Prizes awarded: \$400 1st, \$300 2nd, and \$200 3rd, selected by Viewer's Choice. Quilts and prizes can be collected from me after the show.

A few rules: Quilts must be made by entrant and made within the last 6 months.

Our challenge this year is cats & dogs! Big ones, little ones, funny ones, short ones, tall ones. Design your own project or use a commercial pattern. To participate, fill out an entry form (get from me) and bring it to the shop with your project by April 2. Wallhangings, totes or other interpretations of cats and dogs no larger than 60" X 60" will be accepted. Last year Tracy Wilson won! Can we take home the prize again this year?!!!!

Projects will hang at the Springtime in the Rockies Shop Hop at the Ranch, April 20 & 21. Gift Basket Prizes awarded: \$150 1st; \$100 2nd; \$50 3rd, selected by Viewer's Choice. Projects and prizes can be collected from me after the show.


A few rules: Projects must be made by entrant and made within the last 6 months.

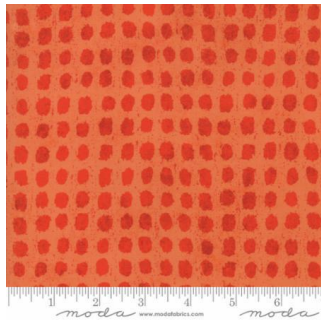

WHAT'S NEW!!

From Henry Glass:



From Moda:






From Benartex:




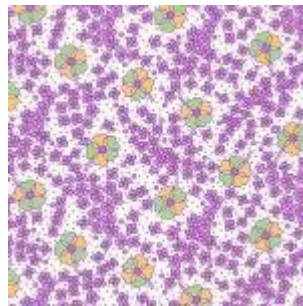

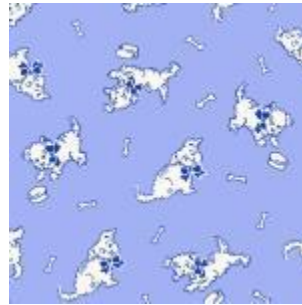
Panel Measures at 24" X 42"












From Hoffman: These are batik ombres. We have all the colors:

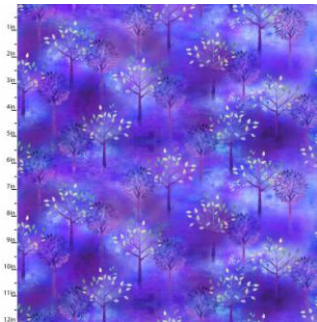
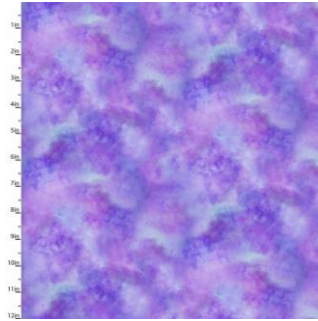




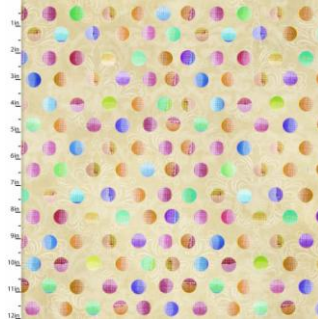



From Henry Glass, the Nana Mae 30s collection:







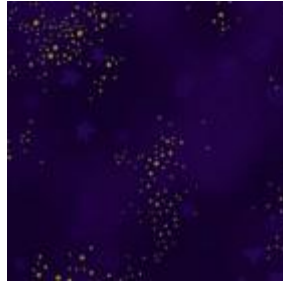
From 3 Wishes:



From Northcott:




From Clothworks (the bolts are flannel and the precuts are cotton/flat):



From Hoffman:






From Elizabeth Studio:



From M & S Textiles:



From Robert Kaufman:





Class descriptions follow the calendar, so keep scrolling. Classes are listed alphabetically.

March

| Sunday | Monday | Tuesday | Wednesday | Thursday | Friday | Saturday |
|-----------------|---|---|---|---|--|---|
| | | | | 1 | 2 | 3 |
| | | | | Beginning Quilt 6-8:30 FULL MOON | Long Arm Quilt demo10:30-1:30 (maybe) | BOM 10:30 Floral Menagerie 1-4 Great Pumpkin 4-6 |
| 4 CLOSE D | 5 Long Arm Quilt demo10:30-1:30 (maybe) | 6 Long Arm Quilt demo10:30-1:30 (maybe) | 7 Long Arm Quilt class 10:30-1:30, 2:30-5:30 OR 6-9 | 8 Beginning Quilt 6-8:30 | 9 | 10 Embroidery Club 10-noon |
| 11 | 12 | 13 | 14 Long | 15 | 16 | 17 National |

| | | | | | | |
|--|---|----|---|--|----|---|
| Beginning Quilt 1-4 | | | Arm Quilt class 10:30-1:30 , 2:30- 5:30 | | | Quilt Day! |
| | | | Knit Pickers' Club 6- 8:30 | | | French Braid10:3 0-5 |
| 18 Beginning Quilt 1-4 | 19 | 20 | 21 | 22 | 23 | 24 |
| | | | Long Arm Quilt class 10:30- 1:30, 2:30- 5:30 OR 6-9 | Beginnin g Machine Quilting 1-4 and 6-9 | | Spider Web Quilt 10:30-4 |
| 25 Beginning Quilt 1-4 | 26 | 27 | 28 | 29 | 30 | 31 |
| | English Paper Piecing 1- 4 | | Long Arm Quilt class 10:30- 1:30, 2:30- 5:30 OR 6- 9 | Beginnin g Machine Applique 1-4 and 6-9 | | French Braid10:3 0-5 FULL MOON BLUE MOON |
| Color of the month: Green | | | | | | |

April

| Sunday | Monday | Tuesday | Wednesday | Thursday | Friday | Saturday |
|-----------------------|--------|-----------------------------------|--|----------|-----------------------------------|--|
| 1 CLOSED EASTER | 2 | 3 Long are rental day | 4 Long Arm Quilt class 10:30-1:30; 2:30-5:30; 6-8:30 | 5 | 6 Long are rental day | 7 BOM 10:30 Floral Menagerie 1-4 Great Pumpkin 4-6 |
| 8 | 9 | 10 | 11 | 12 | 13 | 14 |

| | | | | | | |
|--|--|---------------------------|---|--------------------------------|---------------------------|---|
| Long are rental day | | Long are rental day | Long Arm Quilt class 10:30-1:30; 2:30-5:30 Knit Pickers' Club 6-8:30 | | Long are rental day | Embroidery Club 10-noon Long Arm Quilt class 2:30-5:30 |
| 15 Long are rental day | 16 | 17 Long are rental day | 18 | 19 | 20 Shop Hop | 21 Shop Hop |
| 22 Long Arm Quilt class 1-4 | 23 | 24 Long are rental day | 25 Long Arm Quilt class 10:30-1:30; 2:30-5:30; 6-8:30 | 26 Paper Piecing 1-4 | 27 Long are rental day | 28 One Block Wonder Panel 10:30-4 |
| 29 Pillow Case Party 1-4 FULL MOON | 30 English Paper Piecing 1-4 | | | | | Color of the month: Yellow |

Beginning Machine Applique Thurs Mar 29, 1-4 AND 6-9 \$25 Barb Boyer

So many quilts use applique these days. Learn the ins and outs of machine applique, from points to curves. We will practice the button hole/blanket stitch, satin stitch, and you can also play around with your decorative stitches. Threads, fusibles and stabilizers will be discussed.

Beginning Machine Quilting Thurs Mar 22, 1-4 AND 6-9 \$25 Sue Frerich

Be prepared to quilt! You will practice your quilting skills on various samples, using both your walking foot and darning foot. Batting, threads, needles and patterns will be discussed. Who knows? By the time you leave you may even be able to write/quilt your name!

Block of the Month First Sat of month 10:30-11:15 FREE Barb Boyer

Join at any time. You get a free fat quarter if you come to class with the previous month's completed block. This year we're making a "modern" quilt. Something new, something different. I will provide some other options as we explore the modern quilt world.



English Paper Piecing Club 4th (or last) Mondays 2-4 Barb Boyer \$20

English paper piecing dates back to the early 1800s. It is a hand sewing method that uses paper templates to help sew complex angles together, like hexagons. Any number of different designs can be made, including Grandmother's Flower Garden- this is the pattern I am STILL doing this year. Several patterns will be available, including traditional Flower Garden and the Downton Abbey free pattern.

French Braid March 17 & 31 10:30-5 Sue Frerich \$25

Are you looking for a little challenge & new technique to learn? That results in a spectacular quilt? Then come learn how to do the French Braid quilt. Casca

ding colors make this a very striking quilt-and it really is easier

than it looks. Techniques learn include how to handle bias, color placement to create a great cascading effect, and, of course, how to French Braid!



Hand Applique/Back Basting Wed Jan 17, 10-noon Sandra Freeburg \$25

Back basting is a template free method of needle turn applique. No slippery freezer paper or chalked lines on top that never seem to get turned under quite right. This method is especially great for traveling, because your pieces will be basted onto your background -- no need for pins to get in the way. This class is great for beginners and all levels of appliquers. Don't let hand applique frustrate you. It's really easy and relaxing!

Hand Embroidery Club 2nd Sat. of the month, 10-noon FREE Kathy Sconce

If you want to learn to hand embroider or just brush up your technique, join us on the second Saturday of the month from 10 to noon. You can work on your own projects or you can join the project we are doing. This year we are following a purchased pattern called My Crazy Life. It is wool appliques on flannel backgrounds. Then we will explore a variety of embroidery stitches to embellish each block-4 six inch blocks per month (or whatever you choose to do), for a total of 48 blocks. Each month Kathy Sconce shows us a new stitch to try, plus, she guides us through thread choices, how to knot, fabrics to use, and tracing techniques. We will also discuss wool, felted wool, wool felt, various threads for embroidery, various techniques for the wool applique and setting options for the quilt.

Hand Quilting Wed Jan 31, 10-noon Sandra Freeburg \$25

Hand quilting is an art that should not be lost. By the end of Sandra's class you will be hand quilting with confidence. Everyone has at least one special quilt that calls out for hand quilting. And there is nothing better than the feel of a hand quilted quilt. Do yourself a favor and learn this art that connects us to our past -- our mothers, grandmothers and great grandmothers.

**Hunter Star, the easy way May 19 10:30-4 Barb Boyer
\$20 (Watch this date, it may have to change)**

The Hunter looks complicated, but with the fast & easy tool, it's a snap. We are getting beautiful collections that I bought specifically for this class. If you are looking to learn a new technique, this is a great quilt for that.



**Knit Pickers' Club 2nd Wed of each month, 6-8:30
Carol Moler**

Every second Thursday, we're getting together to practice our knitting. The Club is open to all skill levels. We want to share what we've learned, find new patterns, and simply just sit and knit. This year we are doing a knit along project involving 6" squares. Each month we will learn a different pattern (or 2), make it into a square and eventually put all the squares into one project-afghan, scarf, bag, etc. Join us & learn some new stitches!

**Long Arm Quilting Classes Wednesdays in, March & April from 10:30-1:30,
2:30-5:30 or 6-8:30 and Barb Boyer \$30 (check calendar for times & dates)**

In this class you will learn all about the Nolting long arm quilting machines: loading, threading, quilting. I'll demonstrate how to load and thread, set stitch length, change tension, wind and load bobbins. Then I will load a practice quilt onto the machine and show how to do hand guided quilting. Each student will be given at least 15-20 minutes of practice time. (Each class is limited to 4 students). You will

be able to do free hand quilting plus you can practice following a pantograph. Any quilter who wants to rent to machines must take this class first, regardless of whether you have experience on a long arm machine. This class is not designed to teach you everything there is to know about long arm quilting-it's just a start.

Monthly Minis First Saturday of the Month, Feb-Dec. 4-6 FREE

This year we are going to do the Great Pumpkin Quilt, a purchased pattern. It will start in February because we are still finishing last year's Holiday Houses in January. Starting in February we will work on the Great Pumpkin quilt. We will plan to do 2 blocks a month, and do the top banner section over two months. In class we will discuss use of color in the backgrounds and pumpkins. We will also discuss and learn various machine applique techniques to use on the blocks.



One Block Wonder Panel Quilt Sat April 28 & May 12 & 26 see calendar for times

\$30 Sue Frerich

For all of you who missed the class before, you don't want to miss this class-we won't have it on the schedule again for awhile. The technique is called One Block Wonder and you need 7 panels for the quilt. Sue used a beautiful eagle print (keep your fingers crossed, we may be able to get 1 bolt). But we have lots of interesting panels that would make a fantastic One Block Wonder Panel Quilt. (I'm looking at the Star Wars panels....).



The technique used is similar to a Stack & Whack quilt, but the difference is in how it is sewn together. This is truly a stunning quilt. You don't want to miss this class!

Pillow Case Party Sun. April 29 1-4 FREE

If you've never made a pillow case, or just want some time to sew a pillow case, this class is for you. This is a great mother/daughter styled class and pillow cases make great presents!

Spider Web Quilt Saturday March 24. 10:30-4 Barb Boyer \$20

Everyone who has the 60 degree triangle for making the Triangle Frenzy table runner-here is a quilt that you can do using this same ruler! It's a strip pieced quilt (strip size of your choosing). Turn your strips into triangles and turn your



triangles into rows, creating "spider webs." Great for scraps or precuts.

Spoon Quilting Wed Feb 7, 10-noon Sandra Freeburg \$25

No more sore fingers! Learn to Spoon Quilt, with a special spoon quilting tool. This tool helps you keep your stitches tiny and even without pricking your finger. Need to have basic quilting skills (rocking motion quilting).

Nolting Longarm Machines

Nolting has 5 main machines, each with different reaches: from 17" to 30" depending on the machine. They are sold with or without a frame, but after I saw & helped set up one of the steel frames this week, I recommend buying the frame. All machines, except for the Standard--the most economical machine-- have a stitch regulator. I recommend a stitch regulator. All machines can be equipped with a computer and there are a couple of different ones to choose from. In addition, you can get an extended table base so that you can use rulers, you can get larger bobbins on some of the models and on the frames you can get hydraulic lifts to raise and lower the tables. In the coming weeks, I will print out more information on each model.

The best entry level machine is the Fun Quilter. It comes in 17", 20" & 23" reach. It comes with the Intellistitch Equalizer stitch regulator, standard speed control, needle up/down, and fixed handles in the front & rear. This machine can also be equipped with a computer.



The Pro Machine has the Intellistitch Turbo stitch regulator, single stitch option, standard speed control, needle up/down and customizable handles in the front & rear. The Pro Machine comes in 20", 24" and 30" reach with 10-12" of inside height. There are easy dials on the front to set stitch length and other options. This



machine can also be equipped with a computer.

The NV Machine is the newest in the fleet of Nolting machines. This machine has a touch screen with programmable stitch regulation. You can stitch in 4 different stitch modes plus single stitch and needleup/down. It also has an adjustable brightness LED work light. This machine can also be equipped with a computer.



Nolting also has a commercial machine with the Intellistitch Equalizer stitch regulator, standard speed control, needle up/down, and fixed handles in the front & rear. This machine can also be equipped with a computer.

HAND EMBROIDERY CLUB

If you want to learn to hand embroider or just brush up your technique, join us on the second Saturday of the month from 10 to noon. We use printed patterns and some vintage free patterns that you can embroider, embellish and color. Depending on the projects, each month Kathy Sconce shows us a new stitch to try, plus, she guides us through thread choices, how to knot, fabrics to use, and tracing techniques.

Knit Pickin' Club

This is another get-together class to sit & knit, work on our projects, share information and get some help. We will share techniques, suggest patterns, but mainly we'll sit & knit (or pick).

Toad Toters

On full moon days (as noted in the calendar) you will get 20% off all purchases (not otherwise discounted) that you can fit in your bag. You must bring your bag to participate.

Full Moon Days: Jan 1, Jan 31, March 1, March 31, April 29

Discount Policy

We will honor only one discount -- whichever is largest. You can't combine a 10% with a 25% discount to get a 35% discount. On this we can't be bribed."

Color of the Month

January purple; February red, March green, April yellow.

Join the fun and come feel the difference of quality fabrics.

Happy quilting!

Sincerely, Barbara Boyer

Around the Block

307-433-9555

www.aroundtheblockquilts.com

Around the Block, 453 Vandehie Suite 120, Cheyenne, WY 82009