

## **SIGN UP FOR LONG ARM QUILTING CLASSES TODAY!**

**We've had our first week of classes and have quilters ready to go! It's easy and fun, so if you haven't signed up, be sure to call to get registered.**

**Right now all classes are on Wednesdays: 10:30-1:30; 2:30-5:30, or 6-8:30. Only 4 to a class. We will continue with classes in April and May and I will schedule some classes on Saturday and Sunday, time permitting.**

**Rentals will start next week for those who have taken the class. Mondays and Fridays rentals only for right now. 2 rentals times per day: 10:30-2 and 2:30-6. \$25/hr or \$85 for 3 1/2 hours. \$50 minimum. Plus \$5/bobbin for thread. Most quilts (double and smaller), even for beginners, will take about 2 1/2-3 hours. We will discuss what you plan to do on your quilt and will help you estimate how long it will take.**



March 9, 2018

So I'm listening to this murder mystery called *The Forgotten Girls* by Sara Blaedel, and the murders take place in a forest in Denmark. I should back up here: Sara Blaedel is Danish and the book is translated. She's one of the most popular Danish murder mystery writers in Denmark.

So anyway, there is this forest, with a lake, hiking paths and various cottages. Think Guernsey Reservoir with more trees, a bigger lake, and less wind. Instead of slots for camper trailers, you can rent out houses for the summer or buy getaway cottages for that idyllic country life-minus murder, of course. What I found interesting in the book is that all of the cottages/houses in the forest had names: The Parson House, the Swallow House, the Birch House, the Lime House, Marsh House, Moor House, Swamp House, Rest for the Ages House, Good Hope House, the Cottage, and the Mound. Actually only a couple of these names are in the book. Since I'm listening, I can't go back through the pages and find all the house names that Blaedel uses.

So instead I looked up Denmark House names on the internet and found this article by Vibeke Dalberg: Name and Place, Ten essays on the dynamics of place names, edited and translated by Gillian Fellows-Jensen, Peder Gammeltoft, Bent Jorgensen and Berit Sandnes on the occasion of Vibeke Dalberg's 70<sup>th</sup> birthday, August 22<sup>nd</sup> 2008. And I found it fascinating, that a group of people would commemorate Vibeke's birthday by translating an essay he had written about place/house names in Denmark. I guess it's the perfect answer to the question: What do you get a guy who has everything on his 70<sup>th</sup> birthday?

Anyway, we don't really name houses in America. If a house gets a name it's because somebody lived there a long time or somebody notorious lived there: "That's the Morrison house, you remember mean old man Morrison who used to scare the kids at Halloween?" And we do the same thing with businesses: "Do you remember where the Bistro Diner was? Well, it's now a garden shop, but the old frame store right next to it, that's where my dentist is." We use old place names like gps, but you have to be older than gps and have lived in the community for a long time for that system to work. But other cultures purposefully name houses and hang up signs to prove it. In England you can find Martell, Noble and Bolton (from Game of Thrones); Thornfeld (Jane Eyre); Highclere (Downton Abbey); Clarence, Sandringham, and Balmoral (from royalty); Hogwarts (Harry Potter); The Old Vicarage, The Old Post Office and The Cottage (old classics); and Bag Ends (the Hobbit). Royal Mail spokesman Steve Rooney said, "We deliver mail to over 29 million addresses, six days a week which puts us in the unique position of being able to see the amazing house names that people choose. It is great to see that the literary classics are proudly sitting alongside new television shows on the list." I think only in England will you find addresses like: Mike Frank, British import/export, Chesterton House, 24 Chapman Lane, Eaton, South Hampton. Address requirements in England include the building name (when there is one and there usually is), not just

numerical address.

And I know you're wondering where this is all leading.....

You guessed it. Becca was listening to the book tape and she now wants to name her dog house. I reminded her that she barely uses it. I told her I saw her huddled against the cyclone fence this week when it was so windy and that if she had more sense she would have been in her dog house with its nice insulated walls and wood chips for warmth and cushion.

She just glared at me and declared that her house is going to be called the Dog House.

Now, I've never said Becca was really bright, but I did think she was a little more creative. I told her that and she huffed at me.

"Well, what do you suggest?" she said.

"Becca's House?"

"Now who's not being creative."

"The Swamp?"

"We don't get that much rain."

"How about a castle name? You've got a flag pole for your "in residence" flag. Castles and flags go together."

Becca perked up at that.

"I am a queen in my castle," she agreed.

"How about Boondoggle." She looked at me sideways. "You're named after Rebecca Boone, Daniel Boone's wife."

"It sounds a little like Boondoggie. I like it." I didn't tell her that the word boondoggle is defined as a futile or unnecessary work-kind like the dog house I built for her.

"Well, you need a name for your house," she said.

"Oh, it already has a name. Green Gate." She cocked her head.

"When I lived on Lupe Rd, I had sheep, but I didn't have a good gate across the driveway and the sheep kept getting out. My house got nicknamed, Barb's Gate. So when I moved to this house, I put in a big green metal farm gate. So the property is named, Green Gate."

"So when do I get my sign?" she asked.

"Becca, I just got a sign for my shop. It took me 9 years to get that sign. I can't afford any more signs right now."

"That's 81 dogs years. I won't live that long. Besides, your shop sign lights up. You can just paint it on my house. Better yet, I'll get Cassidy to do it. I know where there's a paint brush."

"Becca, you guys can't spell...." But Becca by then had raced off to find Cassidy.

**GRAND OPENING PARTY!  
MARCH 17  
LOTS OF THINGS TO CELEBRATE!**

**National Quilt Day!  
Brand New Sign!  
Nolting Quilt Machine!  
St. Patrick's Day!  
**Green Beer Punch!****

**Classes!  
Demos!  
Sales!**

**25% off sale**

**All books are 25% off, green fabric 25% off, and fat quarters are 25% off.**

**We will have hand quilting demos, long arm quilting demos, knitting demos and prairie point making demos! And it's the first class for French Braid. If you have never done a French Braid quilt it's time to add that to your skill set.**

**Long Arm demos & how to make prairie points will be all day long.**

**Hand quilting and knitting will be morning to early afternoon.**

**French Braid class is all day long.**

**We will also have a make and take small table topper demo about 4 p.m.**

And to celebrate all of this, we'll have cake, cookies, and green punch. If you haven't seen our new look, drop by and say hi!

## **Springtime in the Rockies Shop Hop! April 20-21 The Ranch, First National Bank Building, Loveland, CO**

**Our theme for this year's quilt show is Modern Quilts and we are asking for your participation. Design your own modern quilt or use a commercial pattern that embraces the modern quilting movement. To participate, fill out an entry form and bring it to the shop with your quilt by April 2. Forms are available here, just ask me for one. Quilts will hang at the Springtime in the Rockies Shop Hop at the Ranch, April 20 & 21. Gift Basket Prizes awarded: \$400 1st, \$300 2nd, and \$200 3rd, selected by Viewer's Choice. Quilts and prizes can be collected from me after the show.**

**A few rules: Quilts must be made by entrant and made within the last 6 months.**

Our challenge this year is cats & dogs! Big ones, little ones, funny ones, short ones, tall ones. Design your own project or use a commercial pattern. To participate, fill out an entry form (get from me) and bring it to the shop with your project by April 2. Wallhangings, totes or other interpretations of cats and dogs no larger than 60" X 60" will be accepted. Last year Tracy Wilson won! Can we take home the prize again this year?!!!!

Projects will hang at the Springtime in the Rockies Shop Hop at the Ranch, April 20 & 21. Gift Basket Prizes awarded: \$150 1<sup>st</sup>; \$100 2<sup>nd</sup>; \$50 3<sup>rd</sup>, selected by Viewer's Choice. Projects and prizes can be collected from me after the show.

A few rules: Projects must be made by entrant and made within the last 6 months.






---














## **WHAT'S NEW!!**

From Hoffman: These are batik ombres. We have all the colors:




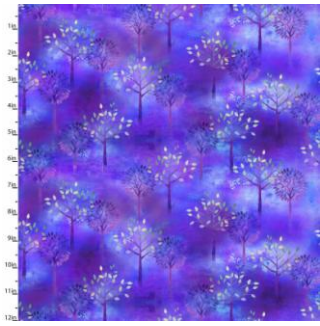
From Henry Glass, the Nana Mae 30s collection:












From Northcott:







From Clothworks (the bolts are flannel and the precuts are cotton/flat):



From Hoffman:



From Elizabeth Studio:



From M & S Textiles:





From Robert Kaufman:





Class descriptions follow the calendar, so keep scrolling. Classes are listed alphabetically.

## March

Sunday	Monday	Tuesday	Wednesday	Thursday	Friday	Saturday
				1 Beginning Quilt 6-8:30 <b>FULL MOON</b>	2 <b>Long Arm Quilt demo10:30- 1:30 (maybe)</b>	3 <b>BOM 10:30 Floral Menagerie 1-4 Great Pumpkin 4-6</b>
4 <b>CLOSED</b>	5 <b>Long Arm Quilt demo10:30- 1:30 (maybe)</b>	6 <b>Long Arm Quilt demo10:30- 1:30 (maybe)</b>	7 <b>Long Arm Quilt class 10:30-1:30, 2:30-5:30 OR 6- 9</b>	8 <b>Beginning Quilt 6-8:30</b>	9	10 <b>Embroidery Club 10-noon</b>

11  Beginning Quilt 1-4	12	13	14 Long Arm Quilt class 10:30- 1:30 , 2:30- 5:30 Knit Pickers' Club 6- 8:30	15	16	17 National Quilt Day!  French Braid10:30- 5
18 Beginning Quilt 1-4	19	20	21 Long Arm Quilt class 10:30- 1:30, 2:30- 5:30 OR 6-9	22 Beginning Machine Quilting 1-4 and 6- 9	23	24 Spider Web Quilt 10:30-4
25 Beginning Quilt 1-4	26 English Paper Piecing 1- 4	27	28 Long Arm Quilt class 10:30- 1:30, 2:30- 5:30 OR 6- 9	29 Beginning Machine Appique 1-4 and 6- 9	30	31 French Braid10:30- 5 FULL MOON BLUE MOON
Color of the month: Green						

## April

Sunday	Monday	Tuesday	Wednesday	Thursday	Friday	Saturday
1	2	3	4 Long Arm Quilt class 10:30-1:30	5	6	7 BOM 10:30 Floral Menagerie 1-4 Great Pumpkin 4-6
8	9	10	11	12	13	14

CLOSED EASTER			<b>Knit Pickers' Club 6- 8:30</b>			<b>Embroidery Club 10- noon</b>
15	16	17	18	19	20 Shop Hop	21 Shop Hop
22	23	24	25 <b>Long Arm Quilt class 10:30-1:30</b>	26 <b>Paper Piecing 1- 4</b>	27	28 <b>One Block Wonder Panel 10:30-4</b>
29 <b>Pillow Case Party 1- 4 FULL MOON</b>	30 <b>English Paper Piecing1- 4</b>					<b>Color of the month: Yellow</b>



**Beginning Machine Applique Thurs Mar 29, 1-4 AND 6-9 \$25 Barb Boyer**

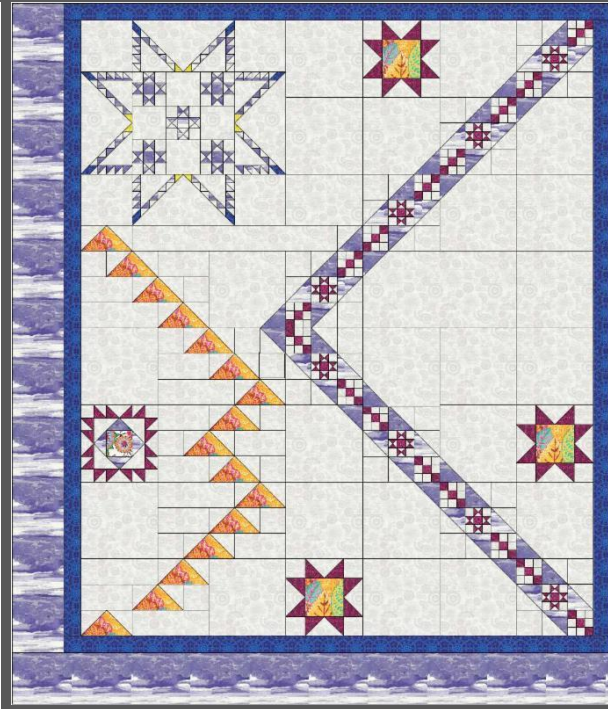
So many quilts use applique these days. Learn the ins and outs of machine applique, from points to curves. We will practice the button hole/blanket stitch, satin stitch, and you can also play around with your decorative stitches. Threads, fusibles and stabilizers will be discussed.

**Beginning Machine Quilting Thurs Mar 22, 1-4 AND 6-9 \$25 Sue Frerich**

Be prepared to quilt! You will practice your quilting skills on various samples, using both your walking foot and darning foot. Batting, threads, needles and patterns will be discussed. Who knows? By the time you leave you may even be able to write/quilt your name!

**Block of the Month First Sat of month 10:30-11:15 FREE Barb Boyer**

Join at any time. You get a free fat quarter if you come to class with the previous month's completed block. This year we're making a "modern" quilt. Something new, something different. I will provide some other options as we explore the modern quilt world.



**English Paper Piecing Club 4th (or last) Mondays 2-4 Barb Boyer \$20**

English paper piecing dates back to the early 1800s. It is a hand sewing method that uses paper templates to help sew complex angles together, like hexagons. Any number of different designs can be made, including Grandmother's Flower Garden- this is the pattern I am STILL doing this year. Several patterns will be available, including traditional Flower Garden and the Downton Abbey free pattern.

**French Braid March 17 & 31 10:30-5 Sue Frerich**

**\$25**

Are you looking for a little challenge & new technique to learn? That results is a spectacular quilt? Then come learn how to do the French Braid quilt. Casca

ding colors make this a very striking quilt-and it really is easier

than it looks. Techniques learn include how to handle bias, color placement to create a great cascading effect, and, of course, how to French Braid!



**Hand Applique/Back Basting Wed Jan 17, 10-noon Sandra Freeburg \$25**

Back basting is a template free method of needle turn applique. No slippery freezer paper or chalked lines on top that never seem to get turned under quite right. This method is especially great for traveling, because your pieces will be basted onto your background -- no need for pins to get in the way. This class is great for beginners and all levels of appliquers. Don't let hand applique frustrate you. It's really easy and relaxing!

**Hand Embroidery Club 2nd Sat. of the month, 10-noon FREE Kathy Sconce**

If you want to learn to hand embroider or just brush up your technique, join us on the second Saturday of the month from 10 to noon. You can work on your own projects or you can join the project we are doing. This year we are following a purchased pattern called My Crazy Life. It is wool appliques on flannel backgrounds. Then we will explore a variety of embroidery stitches to embellish each block-4 six inch blocks per month (or whatever you choose to do), for a total of 48 blocks. Each month Kathy Sconce shows us a new stitch to try, plus, she guides us through thread choices, how to knot, fabrics to use, and tracing techniques. We will also discuss wool, felted wool, wool felt, various threads for embroidery, various techniques for the wool applique and setting options for the quilt.

**Hand Quilting Wed Jan 31, 10-noon Sandra Freeburg \$25**

Hand quilting is an art that should not be lost. By the end of Sandra's class you will be hand quilting with confidence. Everyone has at least one special quilt that calls out for hand quilting. And there is nothing better than the feel of a hand quilted quilt. Do yourself a favor and learn this art that connects us to our past -- our mothers, grandmothers and great grandmothers.

**Hunter Star, the easy way May 19 10:30-4 Barb Boyer \$20 (Watch this date, it may have to change)**

The Hunter looks complicated, but with the fast & easy tool, it's a snap. We are getting beautiful collections that I bought specifically for this class. If you are looking to learn a new technique, this is a great quilt for that.



**Knit Pickers' Club 2nd Wed of each month, 6-8:30 Carol Moler**

Every second Thursday, we're getting together to practice our knitting. The Club is open to all skill levels. We want to

share what we've learned, find new patterns, and simply just sit and knit. This year we are doing a knit along project involving 6" squares. Each month we will learn a different pattern (or 2), make it into a square and eventually put all the squares into one project-afghan, scarf, bag, etc. Join us & learn some new stitches!

**Long Arm Quilting Classes Wednesdays in, March & April from 10:30-1:30, 2:30-5:30 or 6-8:30 and Barb Boyer \$30 (check calendar for times & dates)**

In this class you will learn all about the Nolting long arm quilting machines: loading, threading, quilting. I'll demonstrate how to load and thread, set stitch length, change tension, wind and load bobbins. Then I will load a practice quilt onto the machine and show how to do hand guided quilting. Each student will be given at least 15-20 minutes of practice time. (Each class is limited to 4 students). You will be able to do free hand quilting plus you can practice following a pantograph. Any quilter who wants to rent to machines must take this class first, regardless of whether you have experience on a long arm machine. This class is not designed to teach you everything there is to know about long arm quilting-it's just a start.

**Monthly Minis First Saturday of the Month, Feb-Dec. 4-6 FREE**


This year we are going to do the Great Pumpkin Quilt, a purchased pattern. It will start in February because we are still finishing last year's Holiday Houses in January. Starting in February we will work on the Great Pumpkin quilt. We will plan to do 2 blocks a month, and do the top banner section over two months. In class we will discuss use of color in the backgrounds and pumpkins. We will also discuss and learn various machine applique techniques to use on the blocks.



**One Block Wonder Panel Quilt Sat April 28 & May 12 & 26 see calendar for times**

**\$30 Sue Frerich**

For all of you who missed the class before, you don't want to miss this class-we won't have it on the schedule again for awhile. The technique is called One Block Wonder and you need 7 panels for the quilt. Sue used a beautiful eagle print (keep your fingers crossed, we may be able to get 1 bolt). But we have lots of interesting panels that would make a fantastic One Block Wonder Panel Quilt. (I'm looking at the Star Wars panels....). The technique used is similar to a Stack & Whack quilt, but the difference is in how it is sewn together. This is truly a stunning quilt. You don't want to miss this class!



### **Pillow Case Party Sun. April 29 1-4 FREE**

If you've never made a pillow case, or just want some time to sew a pillow case, this class is for you. This is a great mother/daughter styled class and pillow cases make great presents!

### **Spider Web Quilt Saturday March 24. 10:30-4 Barb Boyer \$20**

Everyone who has the 60 degree triangle for making the Triangle Frenzy table runner-here is a quilt that you can do using this same ruler! It's a strip pieced quilt (strip size of your choosing). Turn your strips into triangles and turn your triangles into rows, creating "spider webs." Great for scraps or precuts.



### **Spoon Quilting Wed Feb 7, 10-noon Sandra Freeburg \$25**

No more sore fingers! Learn to Spoon Quilt, with a special spoon quilting tool. This tool helps you keep your stitches tiny and even without pricking your finger. Need to have basic quilting skills (rocking motion quilting).

## **Nolting Longarm Machines**

Nolting has 5 main machines, each with different reaches: from 17" to 30" depending on the machine. They are sold with or without a frame, but after I saw & helped set up one of the steel frames this week, I recommend buying the frame. All machines, except for the Standard-- the most economical machine-- have a stitch regulator. I recommend a stitch regulator. All machines can be equipped with a computer and there are a couple of different ones to choose from. In addition, you can get an extended table base so that you can use rulers, you can get larger bobbins on some of the models and on the frames you can get hydraulic lifts to raise and lower the tables. In the coming weeks, I will print out more information on each model.

The best entry level machine is the Fun Quilter. It comes in 17", 20" & 23" reach. It comes with the Intellistitch Equalizer stitch regulator, standard speed control, needle up/down, and fixed handles in the front & rear. This machine can also be equipped with a computer.



The Pro Machine has the Intellistitch Turbo stitch regulator, single stitch option, standard speed control, needle up/down and customizable handles in the front & rear. The Pro Machine comes in 20", 24" and 30" reach with 10-12" of inside height. There are easy dials on the front to set stitch length and other options. This machine can also be equipped with a computer.



The NV Machine is the newest in the fleet of Nolting machines. This machine has a touch screen with programmable stitch regulation. You can stitch in 4 different stitch modes plus single stitch and needle up/down. It also has an adjustable brightness LED work light. This machine can also be equipped with a computer.



Nolting also has a commercial machine with the Intellistitch Equalizer stitch regulator, standard speed control, needle up/down, and fixed handles in the front & rear. This machine can also be equipped with a computer.

\*\*\*\*\*

#### HAND EMBROIDERY CLUB

If you want to learn to hand embroider or just brush up your technique, join us on the second Saturday of the month from 10 to noon. We use printed patterns and some vintage free patterns that you can embroider, embellish and color. Depending on the projects, each month Kathy Sconce shows us a new stitch to try, plus, she guides us through thread choices, how to knot, fabrics to use, and tracing techniques.

\*\*\*\*\*

#### Knit Pickin' Club

This is another get-together class to sit & knit, work on our projects, share information and get some help. We will share techniques, suggest patterns, but mainly we'll sit & knit (or pick).

**Toad Toters**

**On full moon days (as noted in the calendar) you will get 20% off all purchases (not otherwise discounted) that you can fit in your bag. You must bring your bag to participate.**

**Full Moon Days: Jan 1, Jan 31, March 1, March 31, April 29**

**Discount Policy**

**We will honor only one discount -- whichever is largest. You can't combine a 10% with a 25% discount to get a 35% discount. On this we can't be bribed."**

**Color of the Month**

**January purple; February red, March green, April yellow.**

Join the fun and come feel the difference of quality fabrics.

Happy quilting!

Sincerely, Barbara Boyer

Around the Block

307-433-9555

[www.aroundtheblockquilts.com](http://www.aroundtheblockquilts.com)

Around the Block, 453 Vandehie Suite 120, Cheyenne, WY 82009