

Watch for our After Market Party Extravaganza!

Coming soon: In June we will schedule an evening full of fun, sales and prizes. Everyone who attends will win a door prize--some prizes are better than others, but everybody wins.

We will tell you what we learned at Market, what will be coming into the shop over the coming months (clear into December), what new classes we will have, and other fun things.

Since we attended "School House Sessions" where we learned new things, we will have a few school house sessions for you, to learn new things. You will have a chance to buy at 20% off select stuff and a chance to order new patterns, fabric and books.

Our Market Party will be in mid June--I'm waiting for things that I ordered to come in. So watch for more details in the newsletter! (I need to check with all our staff to see which date will work best. The party will be in the evening)



June 1, 2018

It's a good thing I didn't buy a kitten when I was in Omaha. In fact, Becca was a little annoyed I even thought about shopping for a cat without her.

"Becca, you'd scare the poop out of a kitten," I told her.

"Well, I have to know whether she will fit in our family dynamic." Becca's been watching reality shows again, I think. I didn't even know she knew the word dynamic.

"Becca, a kitten will be small. She'll see you as a threat and perhaps your next meal."

"Tasty," Becca grinned.

"See, you're not coming with me when I cat shop."

But if I had found one in Omaha and brought it back, I'm not sure the kitten or I would have ever recovered because.....wait for it.....the car blew up 30 miles east of North Platte. Well, it didn't fireball blow up, it just decided to stop running. No engine, no clutch. Dead & drifting.

So what do you do when you are miles from, what I soon discovered was, a very small town-you call AAA. The very nice tow truck driver hauled me to a repair shop in North Platte, which, of course, was closed.

Did I mention I was driving home on Memorial Day? Never ever travel on a holiday. Everything is closed, including most takeout food joints, car rental places, service shops, you name it, it's closed.

So the tow truck driver gets me to a Holiday Inn, which of course only serves breakfast, and which, of course, is not near any restaurants. I had one choice available for food: Pizza Hut. Everything else that delivered was closed. Everyone was probably out picnicking by some lake. So I ordered a s'more cookie just to get in the spirit of adventure. I brought most of the cookie home with me.

I planned to spend one night, then have the car towed to Cheyenne, with me as a ride along (30 miles in the tow truck was hard, I was not looking forward to 240 miles). Turns out that plan wouldn't work until Wednesday about 4 p.m. (I upped my service to get free towing up to 200 miles and the tow truck guy would give me a break for the rest of the way, but I had to wait 48 hours for the policy to kick in.)

So the plan changed to renting a car the next day, getting to Cheyenne on Tuesday and then having the tow truck driver haul the car to Cheyenne on Wednesday. Plan B crashed & burned when North Platte had no one way rental cars and neither company knew when they'd get one in-two days, next week? Small town, remember?

Plan C, D, E & F similarly failed: No Amtrak, no UHaul truck available although I could get a Penske rental for \$1000+, a 12 hour bus ride for \$137 (and then I would have to have the car towed because I couldn't haul everything in the car on the bus), and no possibility of repair in North Platte anytime soon.

Add a cat to this mix and it's possible I wouldn't have even had a hotel room. So Capital Chorale to the rescue. I sent a text to the Board, asking if they knew of anyone headed west through North Platte. And Heather texted me back saying, she had

nothing better to do than drive to North Platte, pick me & take me home. Seriously, that's what she said. So dodging all sorts of storms, she made it to North Platte, we cleaned out my car & stashed almost everything in hers, and drove home. We forgot the remote garage door opener.

But the saga doesn't end with getting home. Did you know that Enterprise that prides itself on delivering a rental to your doorstep, won't deliver to my doorstep, approximately 12 miles away? So, I'm back in a small town, again. A seven mile Uber ride from my house to the store is \$20, assuming a driver might be out in my vicinity ever, maybe, some day, no guarantee.

But with more generous friends, I've been able to borrow trucks, snag rides and basically get around to overpriced car dealerships, looking for a car with sufficient clearance to handle the snow at my house, one that I can afford, and one that hasn't been flooded in places like--Texas, Florida, Louisiana. I would also like a car that isn't white, silver or faint gold. I don't really have a "bucket" list of things I want or want to do, but I would really like to own a car that is painted with a real color. This may not be the year.

So the moral of this story is: Never take a vacation. No, that's not it. Never drive an older car. No, that's not quite it either. Or, as my brother put it, "Most of your problem probably was the puddle of fluid on my garage floor," which translates into, never forget to check the garage floor before setting out on a 450 mile drive in 98 degree heat. But that's not quite it either.

I think the moral of the story is, don't plan to buy a cat in one city just to haul it to another. And never take Becca with you.


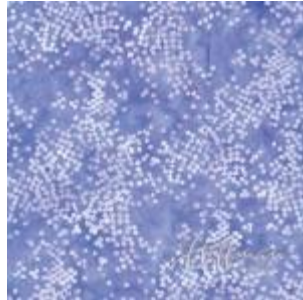
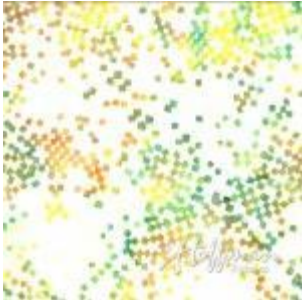

WHAT'S NEW!!




Hoffman Bucking Horse & Rider fabric should arrive next week!

This week we also got 4 bolts from Alexander Henry, about 15 from M&S Textiles (Australian), and 10 from Cotton & Steel. I'm barely swimming with my head above water, so I'll work on getting all of the new in by next week.





Also, we just got a shipment from RJR & I'll get those fabrics in next week.

From Hoffman:







From M&S Textiles:




Plus 2 or 3 others--
couldn't quickly locate
the pictures. Also we
have 2 1/2" strip sets
of Dreamtime, and 10"
squares of the
Dreamtime collection

From Moda:


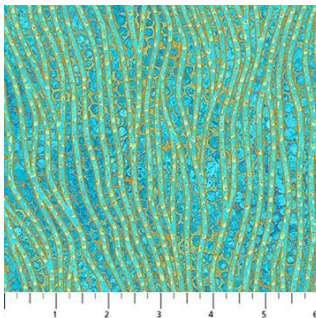



From Hoffman:

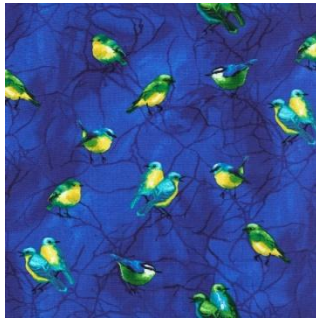




From Northcott:



From Timeless Treasures:



From Henry Glass:



wool



wool

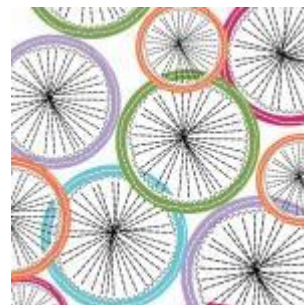




wool

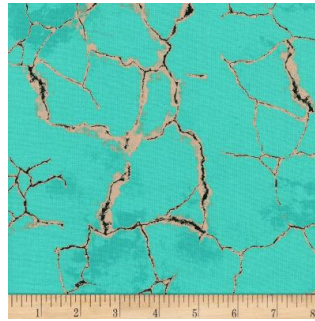


wool






From Cotton & Steel:





From Hoffman:





From Northcott:



SIGN UP FOR LONG ARM

QUILTING CLASSES TODAY!

Classes are on Wednesdays and Saturdays in April: 10:30-1:30; 2:30-5:30, or 6-8:30. Check the calendar for April dates. Only 4 to a class.

Rentals have started for those who have taken the class. Tuesdays and Fridays, and a couple of Sunday rentals only for right now. Check the April calendar for rentals on Sunday. 2 rentals times per day: 10:30-2 and 2:30-6. \$25/hr or \$85 for 3 1/2 hours. \$50 minimum. Plus \$5/bobbin for thread. Most quilts (double and smaller), even for beginners, will take about 2 1/2-3 hours. We will discuss what you plan to do on your quilt and will help you estimate how long it will take.

Class descriptions follow the calendar, so keep scrolling. Classes are listed alphabetically.

June

Sunday	Monday	Tuesday	Wednesday	Thursday	Friday	Saturday
					1	2 BOM 10:30 Floral Menagerie 1-4 Great Pumpkin 4-6 Long arm rental day 1-6
3	4	5	6	7	8	9

CLOSED		Long arm rental day	Long Arm Quilt classes 10:30-1:30; 2:30-5:30; OR 6-9	Beginning Quilt 1-4	Long arm rental day	Embroidery Club 10-noon Summer School Sessions, 1, 2, 3 & 4
10 Beginning Quilt 1-4	11 Summer School Sessions, 1, 2, 3 & 4	12 Long arm rental day	13 Long Arm Quilt classes 10:30-1:30 Knit Pickers' Club 6-8:30	14 Beginning Quilt 1-4	15 Long arm rental day	16 Hunter Star 10:30-5
17 Beginning Quilt 1-4	18	19 Long arm rental day	20 Long Arm Quilt classes 10:30-1:30; OR 2:30-5:30	21 Beginning Quilt 1-4	22 Long arm rental day	23 Window Squares 10:30-5
24 Beginning Quilt 1-4	25	26 Long arm rental day	27 Long Arm Quilt classes 10:30-1:30; 2:30-5:30; OR 6-9	28 Beginning Quilt 1-4 Full Moon	29 Long arm rental day	30 Zig Zag 10:30-5
Color of the month: blue						

July 2018

Sunday	Monday	Tuesday	Wednesday	Thursday	Friday	Saturday
1 CLOSED	2	3 Long arm rental day	4 CLOSED AT 3	5	6 Long arm rental day	7 BOM 10:30 Long arm rental day 1-6 Great Pumpkin 4-6
8	9	10	11	12	13	14


Beginning Quilt 1-4	Summer School Sessions, 1, 2, 3 & 4	Long arm rental day	Long Arm Quilt classes 10:30-1:30; OR 2:30-5:30 Knit Pickers' Club 6-8:30	Beginning Quilt 1-4	Long arm rental day	Embroidery Club 10-noon Summer School Sessions 1, 2, 3 & 4
15 Beginning Quilt 1-4	16	17 Long arm rental day	18 Disappearing 9-Patch 10:30-5	19 Beginning Quilt 1-4	20 Long arm rental day	21 Jelly Roll Race 10:30-5
22 Beginning Quilt 1-4	23	24 Long arm rental day	25 Long Arm Quilt classes 10:30-1:30; 2:30-5:30; OR 6-9	26 Beginning Quilt 1-4	27 Long arm rental day Full Moon	28 9-Patch- Snowball quilt 10:30-5
29 Beginning Quilt 1-4	30	31 Long arm rental day	Color of the month: Brown			

**Beginning Quilting Thurs. starting Thus June 7 1-4 OR Sun June 10 1-4
8 weeks \$65 Barb Boyer**

This comprehensive 8-week course will introduce to you almost everything you need to know about piecing a quilt top. Along the way you will learn about color, batting, thread, machines and various techniques to give you the skills to make almost any quilt.

**Block of the Month First Sat of
month 10:30-11:15 FREE Barb
Boyer**

Join at any time. You get a free fat quarter if you come to class with the previous month's completed block. This year we're making a "modern" quilt. Something new, something different. I will provide some other options as we explore the modern quilt world.



Disappearing 9-Patch Wed July 18 Barb Boyer 10:30-5 \$20

Take 48 5" squares, plus some extra fabric, make 9-patches, cut apart & sew back together again and voila! you have a fun, quick quilt. You don't have to worry about biased edges with this one. This is another one of our summer fun quilts. Techniques to learn: What happens when you chop up a perfectly good 9-patch!

English Paper Piecing Club 4th (or last) Mondays 2-4 Barb Boyer \$20

English paper piecing dates back to the early 1800s. It is a hand sewing method that uses paper templates to help sew complex angles together, like hexagons. Any number of different designs can be made, including Grandmother's Flower Garden-this is the pattern I am STILL doing this year. Several patterns will be available, including traditional Flower Garden and the Downton Abbey free pattern.

Hand Applique/Back Basting Wed As scheduled Sandra Freeburg \$25

Back basting is a template free method of needle turn applique. No slippery freezer paper or chalked lines on top that never seem to get turned under quite right. This method is especially great for traveling, because your pieces will be basted onto your background -- no need for pins to get in the way. This class is great for beginners and all levels of appliquers. Don't let hand applique frustrate you. It's really easy and relaxing!

Hand Embroidery Club 2nd Sat. of the month, 10-noon FREE Kathy Sconce

If you want to learn to hand embroider or just brush up your technique, join us on the second Saturday of the month from 10 to noon. You can work on your own projects or you can join the project we are doing. This year we are following a purchased pattern called My Crazy Life. It is wool appliques on flannel backgrounds. Then we will explore a variety of embroidery stitches to embellish each block-4 six inch blocks per month (or whatever you choose to do), for a total of 48 blocks. Each month Kathy Sconce shows us a new stitch to try, plus, she guides us through thread choices, how to knot, fabrics to use, and tracing techniques. We will also discuss wool, felted wool, wool felt, various threads for embroidery, various techniques for the wool applique and setting options for the quilt.

Hand Quilting Wed As scheduled Sandra Freeburg \$25

Hand quilting is an art that should not be lost. By the end of Sandra's class you will be hand quilting with confidence. Everyone has at least one special quilt that calls out for hand quilting. And there is nothing better than the feel of a hand quilted quilt. Do yourself a favor and learn this art that connects us to our past -- our mothers, grandmothers and great grandmothers.

Hunter Star, the easy way, Sat June 16 10:30-5 Barb Boyer \$20

The Hunter looks complicated, but with the fast & easy tool, it's a snap. We are getting beautiful collections that I bought specifically for this class. If you are looking to learn a new technique, this is a great quilt for that.



Jelly Roll Race Barb Boyer Sat July 21, 10:30-5 \$20

Using 1 2 1/2" strip set (you need 40-48 strips) plus fabrics for borders, you can stitch this colorful quilt in less than an hour. I'm kidding. You can't get the borders on. Okay, I'm kidding. But most can get the inside sewn in about 4 hours. But it is a race and I throw some extra fun into the class. This is a great quilt to use to practice your long arm machine quilting! And it is easy. You can add borders or leave as easy. This is another one of our summer fun quilts. Technique to learn: sewing strips together on diagonal without drawing your lines.

Knit Pickers' Club 2nd Wed of each month, 6-8:30 Carol Moler

Every second Thursday, we're getting together to practice our knitting. The Club is open to all skill levels. We want to share what we've learned, find new patterns,

and simply just sit and knit. This year we are doing a knit along project involving 6" squares. Each month we will learn a different pattern (or 2), make it into a square and eventually put all the squares into one project-afghan, scarf, bag, etc. Join us & learn some new stitches!

Long Arm Quilting Classes Wednesdays in April & May from 10:30-1:30, 2:30-5:30 or 6-9 and Barb Boyer \$30 (check calendar for times & dates)

In this class you will learn all about the Nolting long arm quilting machines: loading, threading, quilting. I'll demonstrate how to load and thread, set stitch length, change tension, wind and load bobbins. Then I will load a practice quilt onto the machine and show how to do hand guided quilting. Each student will be given at least 15-20 minutes of practice time. (Each class is limited to 4 students). You will be able to do free hand quilting plus you can practice following a pantograph. Any quilter who wants to rent to machines must take this class first, regardless of whether you have experience on a long arm machine. This class is not designed to teach you everything there is to know about long arm quilting-it's just a start.

**Monthly Minis First Saturday of the Month, Feb-Dec.
4-6 FREE**

This year we are going to do the Great Pumpkin Quilt, a purchased pattern. It will start in February because we are still finishing last year's Holiday Houses in January. Starting in February we will work on the Great Pumpkin quilt. We will plan to do 2 blocks a month, and do the top banner section over two months. In class we will discuss use of color in the backgrounds and pumpkins. We will also discuss and learn various machine applique techniques to use on the blocks.



Nine patch Snowball Quilt Sue Frerich Sat July 28, 10:30-5 \$20

Learn how to the 9-patch block + snowball block turns squares into circles. We will teach the block in one size, but offer other sizes of blocks that are also suitable for 2 1/2" pre cut strips. If you need a quick western quilt, baby quilt, 30s reproduction quilt--this one makes up quickly. This is another one of our summer fun quilts. Technique to learn: How to make the corners of snowballs to the 9-patch seams.

**One Block Wonder Panel Quilt
Sat April 28 & May 12 & 26 see
calendar for times
\$30 Sue Frerich**

For all of you who missed the class before, you don't want to miss this class-we won't have it on the schedule again for awhile. The



technique is called One Block Wonder and you need 7 panels for the quilt. Sue used a beautiful eagle print (keep your fingers crossed, we may be able to get 1 bolt). But we have lots of interesting panels that would make a fantastic One Block Wonder Panel Quilt. (I'm looking at the Star Wars panels....). The technique used is similar to a Stack & Whack quilt, but the difference is in how it is sewn together. This is truly a stunning quilt. You don't want to miss this class!

Spoon Quilting As scheduled Sandra Freeburg \$25

No more sore fingers! Learn to Spoon Quilt, with a special spoon quilting tool. This tool helps you keep your stitches tiny and even without pricking your finger. Need to have basic quilting skills (rocking motion quilting).

Summer School Sessions Barb Boyer \$5 June 9 (Sat), 11 (Mon), July 9 (Mon), 14 (Sat), classes at 1 p.m., 2 p.m., 3 p.m. & 4 p.m.

We are holding refreshed classes, called Summer School, that last 1 hour each. At 1 p.m., we will teach how to put on borders; at 2 the class will be on half square triangles, including how to measure, how to cut, the math involved and how to square up; at 3 the class will be on quarter square triangles; and at 4 the class will be on flying geese, how to cut, sew and square. So if you need a refreshed on one or more of these techniques, each class is only \$5 and lasts 1 hour. The classes are scheduled on Mondays and Saturdays (generally the second Monday and Saturday from June through August). Class is demo only; you don't need to bring anything but yourself.

Window Squares Sat June 23, 10:30-5 Sue Frerich \$20

Frame your square with a rainbow of colors, and a stripe border and you have a cute sunshiny quilt! You can add novelties in your squares, keep them low volume or make the polka dots. It's a quick & easy quilt. We call it Window Squares, because the quilt is hanging in our front window! This is another one of our summer fun quilts. Technique to learn: piano key border.

Zig Zag Barb Boyer Sat June 30, 10:30-5 \$20

Using 1 2 1/2" strip set (you need 38 strips) plus fabrics for the sides, you can stitch this colorful quilt in an afternoon (especially if you have all your strips cut & ready to go). You can add borders or leave as is. This is another one of our summer fun quilts. Technique to learn: How to keep track of all the colors.

Nolting Longarm Machines

Nolting has 5 main machines, each with different reaches: from 17" to 30" depending on the machine. They are sold with or without a frame,

but after I saw & helped set up one of the steel frames this week, I recommend buying the frame. All machines, except for the Standard-- the most economical machine-- have a stitch regulator. I recommend a stitch regulator. All machines can be equipped with a computer and there are a couple of different ones to choose from. In addition, you can get an extended table base so that you can use rulers, you can get larger bobbins on some of the models and on the frames you can get hydraulic lifts to raise and lower the tables. In the coming weeks, I will print out more information on each model.

The best entry level machine is the Fun Quilter. It comes in 17", 20" & 23" reach. It comes with the Intellistitch Equalizer stitch regulator, standard speed control, needle up/down, and fixed handles in the front & rear. This machine can also be equipped with a computer.



The Pro Machine has the Intellistitch Turbo stitch regulator, single stitch option, standard speed control, needle up/down and customizable handles in the front & rear. The Pro Machine comes in 20", 24" and 30" reach with 10-12" of inside height. There are easy dials on the front to set stitch length and other options. This machine can also be equipped with a computer.



The NV Machine is the newest in the fleet of Nolting machines. This machine has a touch screen with programmable stitch regulation. You can stitch in 4 different stitch modes plus single stitch and needle up/down. It also has an adjustable brightness LED work light. This machine can also be equipped with a



computer.

Nolting also has a commercial machine with the Intellistitch Equalizer stitch regulator, standard speed control, needle up/down, and fixed handles in the front & rear. This machine can also be equipped with a computer.

HAND EMBROIDERY CLUB

If you want to learn to hand embroider or just brush up your technique, join us on the second Saturday of the month from 10 to noon. We use printed patterns and some vintage free patterns that you can embroider, embellish and color. Depending on the projects, each month Kathy Sconce shows us a new stitch to try, plus, she guides us through thread choices, how to knot, fabrics to use, and tracing techniques.

Knit Pickin' Club

This is another get-together class to sit & knit, work on our projects, share information and get some help. We will share techniques, suggest patterns, but mainly we'll sit & knit (or pick).

Toad Toters

On full moon days (as noted in the calendar) you will get 20% off all purchases (not otherwise discounted) that you can fit in your bag. You must bring your bag to participate.

Full Moon Days: Jan 1, Jan 31, March 1, March 31, April 29, May 29, June 28, July 27

Discount Policy

We will honor only one discount -- whichever is largest. You can't combine a 10% with a 25% discount to get a 35% discount. On this we can't be bribed."

Color of the Month

January purple; February red, March green, April yellow; May neutrals: whites & beiges; June brown; July Blue

Join the fun and come feel the difference of quality fabrics.

Happy quilting!

Sincerely, Barbara Boyer

Around the Block

307-433-9555

www.aroundtheblockquilts.com

Around the Block, 453 Vandehie Suite 120, Cheyenne, WY 82009

