



Around the **Block**
QUILT SHOP



**Christmas in July
Sale 20% off all Christmas
Fabrics
July 21-29**

July 27, 2018

This falls under the category of "Ways to get your story on Late Night with Seth Meyers": Kill a cougar with your bare hands.

A bobcat attacked a 46-year old grandmother while she was working on her truck. She had just stepped inside the house to grab her phone to take a picture of the truck and when she stepped back outside, there was the cougar staring at her.

So she took a picture. I mean, why not, right?

Then it attacked.

"As soon as it took the first step, I was in trouble and I knew it," she said.

"When it got to [the] pole, it leaped on me...I grabbed it by the shoulders and pushed it back away from me...and I took it down."

The cougar was rabid and grandma will have to undergo rabies shots from the bites and scratches she endured during the struggle. She said, "If I had ever let it go, it would have been me, so I made sure I never let it go."

Now as remarkable as this was, it really wasn't what got the attention of Seth

Meyers. Other people have been attacked by bobcats and cougars and have lived to tell the tale.

No, it was in part because this grandmother didn't want to wake her 5 year old granddaughter who was sleeping inside. So during the attack, the grandmother didn't make a sound. She just quietly strangled the cat to death. I'm betting the cougar didn't care if he woke up the granddaughter. And did I mention that the woman was treated for several broken bones in her hands? And she didn't make a sound?

But even the fact that she didn't utter a sound during the strangling still may not have been enough to land the story on Meyers' show.

No, I think it was the reason she was outside in the first place, working on her truck. She had just put a bumper sticker on the fender which read:

"Women who behave rarely make history."

As Seth Meyers said in his intro, "This is the kind of story we need right now."

Watch the bit at:


<https://www.facebook.com/LateNightSeth/videos/1130111250472886/>


It's hilarious.

WHAT'S NEW!!


Notions are here: Lama pattern, rulers, cutters, blades, floss, pins, patterns, beginning quilt books, thimbles, Zig Zag, Wool pressing pad, mini note pads, patterns to go with the Hearthside Holiday fabric. More cutters, floss, patterns, wool--lots of new wool in oranges, red & greens, thread heaven, rulers.

From Henry Glass: All flannels






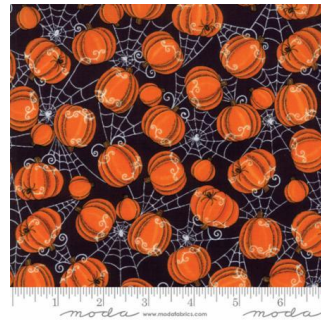

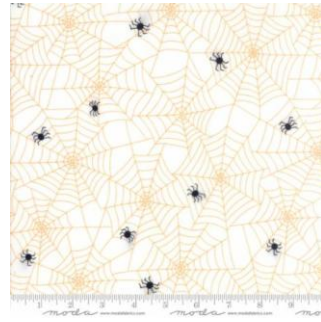
From Timeless Treasures:







And one other train fabric

From Moda:




From Northcott:






From Hoffman:











From Estudio:





From P & B:



From Stof:





From Moda:



(in white, not gray)







Alexander Henry:




From Stof:

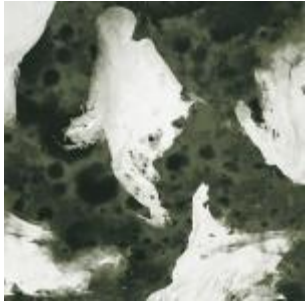




And one other

From Blank:








These 3 (ghosts, spiders & long panel) are glow in the dark



From Northcott:





From Estudio:





From Blank:



SIGN UP FOR LONG ARM QUILTING CLASSES TODAY!

Classes are on Wednesdays and some Saturdays: 10:30-1:30; 2:30-5:30, or 6-8:30. Check the calendar for dates. Only 4 to a class.

Rentals have started for those who have taken the class. Tuesdays and Fridays, and a couple of Saturday and Sunday rentals. Check the calendar for rentals. Generally, there are 2 rentals times per day: 10:30-2 and 2:30-6. \$25/hr or \$85 for 3 1/2 hours. \$50 minimum. Plus \$5/bobbin for thread. Most quilts (double and smaller), even for beginners, will take about 2 1/2-3 hours. We will discuss what you plan to do on your quilt and will help you estimate how long it will take.

Class descriptions follow the calendar, so keep scrolling. Classes are listed alphabetically.

July 2018

Sunday	Monday	Tuesday	Wednesday	Thursday	Friday	Saturday
1 CLOSED	2	3 Long arm rental day	4 CLOSED AT 3	5	6 Long arm rental day	7 BOM 10:30 Long arm rental day 1-6 Great Pumpkin 4-6
8 Beginning Quilt 1-4	9 Summer School Sessions, 1, 2, 3 & 4	10 Long arm rental day	11 Long Arm Quilt classes 10:30-1:30; OR 2:30-5:30 Knit Pickers' Club 6-8:30	12 Beginning Quilt 1-4	13 Long arm rental day	14 Embroidery Club 10-noon Summer School Sessions 1, 2, 3 & 4
15 Beginning Quilt 1-4	16	17 Long arm rental day	18	19 Beginning Quilt 1-4	20 Long arm rental day	21 Jelly Roll Race 10:30-5
22	23	24	25	26	27	28

Beginning Quilt 1-4		Long arm rental day	Long Arm Quilt classes 10:30- 1:30; 2:30-5:30; OR 6-9	Beginning Quilt 1-4	Long arm rental day Full Moon	9-Patch- Snowball quilt 10:30-5
29 Beginning Quilt 1-4	30	31 Long arm rental day	Color of the month: Brown			

August

Sunday	Monday	Tuesday	Wednesday	Thursday	Friday	Saturday
			1 Long Arm Quilt classes 10:30-1:30; 2:30-5:30; OR 6-9	2 Beginning Quilt 1-4	3 Long arm rental day	4 BOM 10:30 Long arm rental day 1-6 Great Pumpkin 4- 6
5 CLOSED	6	7 Long arm rental day	8 Disappearing 9-Patch 10:30-5 Knit Pickers' Club 6-8:30	9	10 Long arm rental day	11 Embroidery Club 10-noon Summer School Sessions, 1, 2, 3 & 4
12 Beginning Quilt 1-4	13 Summer School Sessions, 1, 2, 3 & 4	14 Long arm rental day	15	16	17 Long arm rental day	18 Disappearing Triangles 10:30-5
19	20	21 Long arm rental day	22 Long Arm Quilt classes 10:30-1:30; 2:30-5:30; OR 6-9	23	24 Long arm rental day	25 Long arm rental day
26 Full Moon	27	28 Long arm rental day	29	30	31 Long arm rental day	
Color of the month: black						

Block of the Month First Sat of month 10:30-11:15 FREE Barb Boyer

Join at any time. You get a free fat quarter if you come to class with the previous month's completed block. This year we're making a "modern" quilt. Something new, something different. I will provide some other options as we explore the modern quilt world.



English Paper Piecing Club 4th (or last) Mondays 2-4 Barb Boyer \$20

English paper piecing dates back to the early 1800s. It is a hand sewing method that uses paper templates to help sew complex angles together, like hexagons. Any number of different designs can be made, including Grandmother's Flower Garden- this is the pattern I am STILL doing this year. Several patterns will be available, including traditional Flower Garden and the Downton Abbey free pattern.

Hand Embroidery Club 2nd Sat. of the month, 10-noon FREE Kathy Sconce

If you want to learn to hand embroider or just brush up your technique, join us on the second Saturday of the month from 10 to noon. You can work on your own projects or you can join the project we are doing. This year we are following a purchased pattern called My Crazy Life. It is wool appliques on flannel backgrounds. Then we will explore a variety of embroidery stitches to embellish each block-4 six inch blocks per month (or whatever you choose to do), for a total of 48 blocks. Each month Kathy Sconce shows us a new stitch to try, plus, she guides us through thread choices, how to knot, fabrics to use, and tracing techniques. We will also discuss wool, felted wool, wool felt, various threads for embroidery, various techniques for the wool applique and setting options for the quilt.

Hand Quilting Wed As scheduled Sandra Freeburg \$25

Hand quilting is an art that should not be lost. By the end of Sandra's class you will be hand quilting with confidence. Everyone has at least one special quilt that calls out for hand quilting. And there is nothing better than the feel of a hand quilted quilt. Do yourself a favor and learn this art that connects us to our past -- our mothers, grandmothers and great grandmothers.

Knit Pickers' Club 2nd Wed of each month, 6-8:30 Carol Moler

Every second Thursday, we're getting together to practice our knitting. The Club is open to all skill levels. We want to share what we've learned, find new patterns, and

simply just sit and knit. This year we are doing a knit along project involving 6" squares. Each month we will learn a different pattern (or 2), make it into a square and eventually put all the squares into one project-afghan, scarf, bag, etc. Join us & learn some new stitches!

Long Arm Quilting Classes Wednesdays in April & May from 10:30-1:30, 2:30-5:30 or 6-9 and Barb Boyer \$30 (check calendar for times & dates)

In this class you will learn all about the Nolting long arm quilting machines: loading, threading, quilting. I'll demonstrate how to load and thread, set stitch length, change tension, wind and load bobbins. Then I will load a practice quilt onto the machine and show how to do hand guided quilting. Each student will be given at least 15-20 minutes of practice time. (Each class is limited to 4 students). You will be able to do free hand quilting plus you can practice following a pantograph. Any quilter who wants to rent to machines must take this class first, regardless of whether you have experience on a long arm machine. This class is not designed to teach you everything there is to know about long arm quilting-it's just a start.

Monthly Minis First Saturday of the Month, Feb-Dec. 4-6 FREE

This year we are going to do the Great Pumpkin Quilt, a purchased pattern. It will start in February because we are still finishing last year's Holiday Houses in January. Starting in February we will work on the Great Pumpkin quilt. We will plan to do 2 blocks a month, and do the top banner section over two months. In class we will discuss use of color in the backgrounds and pumpkins. We will also discuss and learn various machine applique techniques to use on the blocks.



Nine patch Snowball Quilt Sue Frerich Sat July 28, 10:30-5 \$20

Learn how to the 9-patch block + snowball block turns squares into circles. We will teach the block in one size, but offer other sizes of blocks that are also suitable for 2 1/2" pre cut strips. If you need a quick western quilt, baby quilt, 30s reproduction quilt--this one makes up quickly. This is another one of our summer fun quilts. Technique to learn: How to make the corners of snowballs to the 9-patch seams.

Summer School Sessions Barb Boyer \$5 June 9 (Sat), 11 (Mon), July 9 (Mon), 14 (Sat), classes at 1 p.m., 2 p.m., 3 p.m. & 4 p.m.

We are holding refreshed classes, called Summer School, that last 1 hour each. At 1 p.m., we will teach how to put on borders; at 2 the class will be on half square triangles, including how to measure, how to cut, the math involved and how to square up; at 3 the class will be on quarter square triangles; and at 4 the class will be on flying geese, how to cut, sew and square. So if you need a refreshed on one or more of these techniques, each class is only \$5 and lasts 1 hour. The classes are scheduled on Mondays and Saturdays (generally the second Monday and Saturday from June through August). Class is demo only; you don't need to bring anything but yourself.

Nolting Longarm Machines

Nolting has 5 main machines, each with different reaches: from 17" to 30" depending on the machine. They are sold with or without a frame, but after I saw & helped set up one of the steel frames this week, I recommend buying the frame. All machines, except for the Standard-- the most economical machine-- have a stitch regulator. I recommend a stitch regulator. All machines can be equipped with a computer and there are a couple of different ones to choose from. In addition, you can get an extended table base so that you can use rulers, you can get larger bobbins on some of the models and on the frames you can get hydraulic lifts to raise and lower the tables. In the coming weeks, I will print out more information on each model.

The best entry level machine is the Fun Quilter. It comes in 17", 20" & 23" reach. It comes with the Intellistitch Equalizer stitch regulator, standard speed control, needle up/down, and fixed handles in the front & rear. This machine can also be equipped with a computer.



The Pro Machine has the Intellistitch Turbo stitch regulator, single stitch option, standard speed control, needle up/down and customizable handles in the front & rear. The Pro Machine comes in 20", 24" and 30" reach with 10-12" of inside height. There are easy dials on the front to set stitch length and other options. This machine can also be equipped with a computer.



The NV Machine is the newest in the fleet of Nolting machines. This machine has a touch screen with progra

mmable stitch regulation. You can stitch in 4 different stitch modes plus single stitch and needleup/down. It also has an adjustable brightness LED work light. This machine can also be equipped with a computer.



Nolting also has a commercial machine with the Intellistitch Equalizer stitch regulator, standard speed control, needle up/down, and fixed handles in the front & rear. This machine can also be equipped with a computer.

HAND EMBROIDERY CLUB

If you want to learn to hand embroider or just brush up your technique, join us on the second Saturday of the month from 10 to noon. We use printed patterns and some vintage free patterns that you can embroider, embellish and color. Depending on the projects, each month Kathy Sconce shows us a new stitch to try, plus, she guides us through thread choices, how to knot, fabrics to use, and tracing techniques.

Knit Pickin' Club

This is another get-together class to sit & knit, work on our projects, share information and get some help. We will share techniques, suggest patterns, but mainly we'll sit & knit (or pick).

Toad Toters

On full moon days (as noted in the calendar) you will get 20% off all purchases (not otherwise discounted) that you can fit in your bag. You must bring your bag to participate.

Full Moon Days: Jan 1, Jan 31, March 1, March 31, April 29, May 29, June 28, July 27; August 26

Discount Policy

We will honor only one discount -- whichever is largest. You can't combine a 10% with a 25% discount to get a 35% discount. On this we can't be bribed."

Color of the Month

July Brown; August black

Join the fun and come feel the difference of quality fabrics.

Happy quilting!

Sincerely, Barbara Boyer

Around the Block

307-433-9555

www.aroundtheblockquilts.com