



Benefit "Pop-Up" Art Show

July 12-15, 2018

I have long been impressed by the generosity of my friends and neighbors. I have often written about the generosity of quilters. When our world news is often dominated by greed, it is refreshing to remember that most people prefer to help others in need.

Lynn Newman, local artist, is one of those people. He has created a 4 day "pop up" art sale at Clay Paper Scissors in Cheyenne, featuring his art. All sales from Lynn Newman's work will be donated to one of four charities: Cheyenne COMEA Shelter, Climb Wyoming, The National Human Rights Initiative or the National Immigration Forum - buyer's choice!

This show is hosted in collaboration with Camellis El-Antably and Mark Vinich, owners of Clay Paper Scissors Gallery, 1513 Carey Ave, in Cheyenne.

Please support Lynn's generosity by buying one of his beautiful works. I have one in the store, called "Singer's Garden." The work below is called Vedauwoo Blues and it may still be available.



July 13, 2018

This is a semi-follow up to last week's post regarding how I abuse my riding lawn mower.

Last month a 72 year old man was arrested for trying to run down his neighbor on a tractor. He was charged with aggravated assault with a deadly weapon, but without intent to kill.

I found that last bit interesting. I mean, I killed my hose when I ran over it with a riding lawn mower. If this guy ran over his neighbor with a tractor, which is bigger and meaner than a riding lawn mower, surely he'd kill the guy. He was definitely interested in maiming him and I think he had other things on his mind. The police, however, were probably just being generous.

Apparently, the two neighbors were arguing over property. I'm guessing either property line or, more to my liking, "You're not mowing your lawn in the correct diagonal pattern." Or perhaps one guy's tree was leaning over a fence. Maybe it was a road access issue. The speculative list could go on & on. I'm listening to a murder mystery about a murder mystery in the car right now. Essentially it's a mystery within a mystery. But part of the story

revolves around how to write a good who done it. I think I could start my story off with the guy trying to kill his neighbor with a tractor and when he turns up dead, wrapped around the blades of a riding lawn mower, I bet I could create at least a dozen people who hated him enough to be happy he can't threaten anyone anymore with his tractor.

Fortunately in this story, the neighbor, who was 20 years younger than the guy on the tractor, could run faster than the 72 year old could drive. Which bring to mind the old joke that you don't have to run faster than the bear, just your friend.

And you can all rest assured that my riding lawn mower could never be the implement of destruction, beyond grass, rocks, hoses, tree stumps, branches, etc. And that's mainly because it will always have a semi flat tire and it will never start on command. By the time it gets going, anyone could out run it. Even me.

Now, this weekend I have been put in charge of watering a friend's garden. After last week's post, he told me I can't drive his oversized equivalent of a bobcat machine-a farm tool that is a dirt mover, snow mover, manure mover, you name it, it moves it. But I think I'm probably safe to water. I don't think much can go wrong.....


WHAT'S NEW!!

Notions are here: Lama pattern, rulers, cutters, blades, floss, pins, patterns, beginning quilt books, thimbles, Zig Zag, Wool pressing pad, mini note pads, patterns to go with the Hearthside Holiday fabric

Moda:



(in white, not gray)





Alexander Henry:





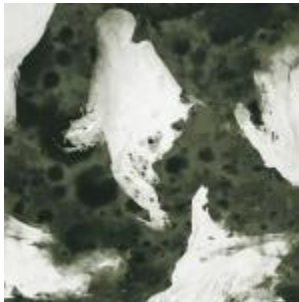
From Stof:



And one other

From Blank:






These 3 (ghosts,
spiders & long panel)
are glow in the dark

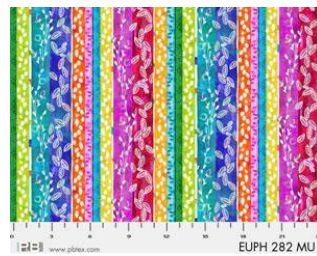
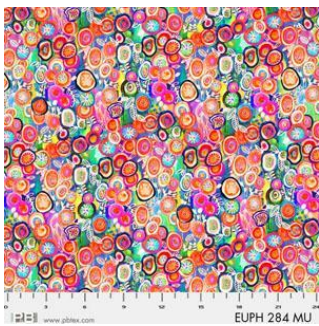


From Hoffman:




Yes--the wildlife fabric is back in. I have 2 bolts. We've cut one bolt into repeats of 2, which is what is needed for the quilt using the Times Three pattern. One of the bolts is almost gone, just so you know.


From P & B:






From Northcott:










From Estudio:





From Henry Glass:


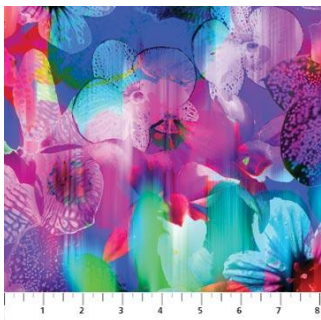
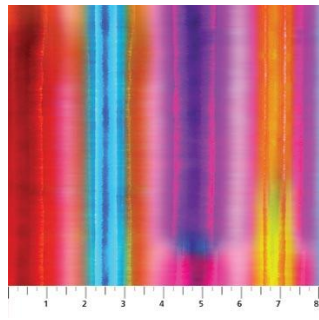






From Alexander Henry:



From Northcott:



From Blank:



From Foust Textiles:

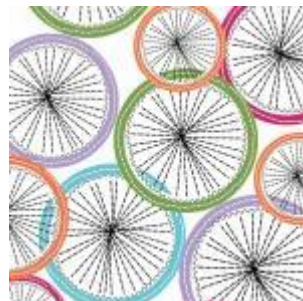




From Cotton & Steel:



From Henry Glass:



From Hoffman:



SIGN UP FOR LONG ARM QUILTING CLASSES TODAY!

Classes are on Wednesdays and some Saturdays: 10:30-1:30; 2:30-5:30, or 6-8:30. Check the calendar for dates. Only 4 to a class.

Rentals have started for those who have taken the class. Tuesdays and Fridays, and a couple of Saturday and Sunday rentals. Check the calendar for rentals. Generally, there are 2 rentals times per day: 10:30-2 and 2:30-6. \$25/hr or \$85 for 3 1/2 hours. \$50 minimum. Plus \$5/bobbin for thread. Most quilts (double and smaller), even for beginners, will take about 2 1/2-3 hours. We will discuss what you plan to do on your quilt and will help you estimate how long it will take.

Class descriptions follow the calendar, so keep scrolling. Classes are listed alphabetically.

July 2018

Sunday	Monday	Tuesday	Wednesday	Thursday	Friday	Saturday
1 CLOSED	2	3 Long arm rental day	4 CLOSED AT 3	5	6 Long arm rental day	7 BOM 10:30 Long arm rental day 1-6 Great Pumpkin 4-6
8 Beginning Quilt 1-4	9 Summer School Sessions, 1, 2, 3 & 4	10 Long arm rental day	11 Long Arm Quilt classes 10:30-1:30; OR 2:30-5:30 Knit Pickers' Club 6-8:30	12 Beginning Quilt 1-4	13 Long arm rental day	14 Embroidery Club 10-noon Summer School Sessions 1, 2, 3 & 4
15 Beginning Quilt 1-4	16	17 Long arm rental day	18 Disappearing 9-Patch 10:30-5	19 Beginning Quilt 1-4	20 Long arm rental day	21 Jelly Roll Race 10:30-5
22 Beginning Quilt 1-4	23	24 Long arm rental day	25 Long Arm Quilt classes 10:30-1:30; 2:30-5:30; OR 6-9	26 Beginning Quilt 1-4	27 Long arm rental day Full Moon	28 9-Patch-Snowball quilt 10:30-5
29 Beginning Quilt 1-4	30	31 Long arm rental day	Color of the month: Brown			

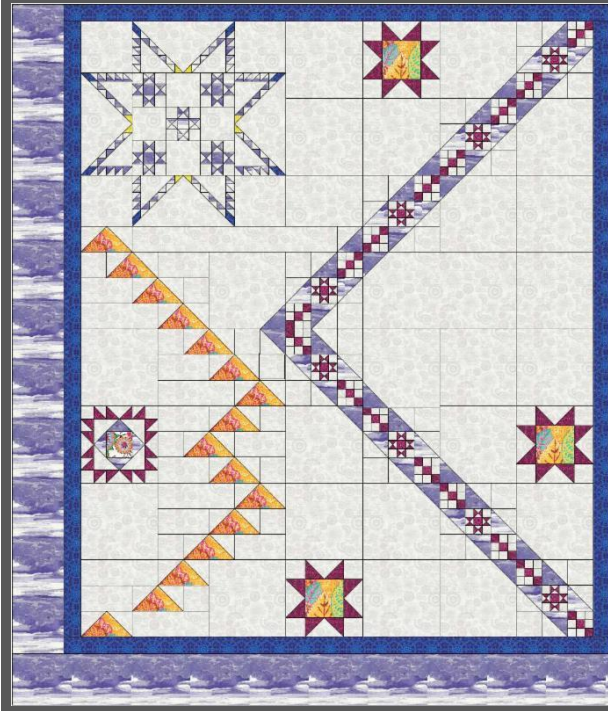
August

Sunday	Monday	Tuesday	Wednesday	Thursday	Friday	Saturday
			1	2	3	4

			Long Arm Quilt classes 10:30-1:30; 2:30-5:30; OR 6-9	Beginning Quilt 1-4	Long arm rental day	BOM 10:30 Long arm rental day 1-6 Great Pumpkin 4-6
5 CLOSED	6	7 Long arm rental day	8 Knit Pickers' Club 6-8:30	9	10 Long arm rental day	11 Embroidery Club 10-noon Summer School Sessions, 1, 2, 3 & 4
12 Beginning Quilt 1-4	13 Summer School Sessions, 1, 2, 3 & 4	14 Long arm rental day	15	16	17 Long arm rental day	18 Disappearing Triangles 10:30-5
19	20	21 Long arm rental day	22 Long Arm Quilt classes 10:30-1:30; 2:30-5:30; OR 6-9	23	24 Long arm rental day	25 Long arm rental day
26 Full Moon	27	28 Long arm rental day	29	30	31 Long arm rental day	
Color of the month: black						

Block of the Month First Sat of month 10:30-11:15 FREE Barb Boyer

Join at any time. You get a free fat quarter if you come to class with the previous month's completed block. This year we're making a "modern" quilt. Something new, something different. I will provide some other options as we explore the modern quilt world.



Disappearing 9-Patch Wed July 18 Barb Boyer 10:30-5 \$20

Take 48 5" squares, plus some extra fabric, make 9-patches, cut apart & sew back together again and voila! you have a fun, quick quilt. You don't have to worry about biased edges with this one. This is another one of our summer fun quilts. Techniques to learn: What happens when you chop up a perfectly good 9-patch!

English Paper Piecing Club 4th (or last) Mondays 2-4 Barb Boyer \$20

English paper piecing dates back to the early 1800s. It is a hand sewing method that uses paper templates to help sew complex angles together, like hexagons. Any number of different designs can be made, including Grandmother's Flower Garden-this is the pattern I am STILL doing this year. Several patterns will be available, including traditional Flower Garden and the Downton Abbey free pattern.

Hand Embroidery Club 2nd Sat. of the month, 10-noon FREE Kathy Sconce

If you want to learn to hand embroider or just brush up your technique, join us on the second Saturday of the month from 10 to noon. You can work on your own projects or you can join the project we are doing. This year we are following a purchased pattern called My Crazy Life. It is wool appliques on flannel backgrounds. Then we will explore a variety of embroidery stitches to embellish each block-4 six inch blocks per month (or whatever you choose to do), for a total of 48 blocks. Each month Kathy Sconce shows us a new stitch to try, plus, she

guides us through thread choices, how to knot, fabrics to use, and tracing techniques. We will also discuss wool, felted wool, wool felt, various threads for embroidery, various techniques for the wool applique and setting options for the quilt.

Hand Quilting Wed As scheduled Sandra Freeburg \$25

Hand quilting is an art that should not be lost. By the end of Sandra's class you will be hand quilting with confidence. Everyone has at least one special quilt that calls out for hand quilting. And there is nothing better than the feel of a hand quilted quilt. Do yourself a favor and learn this art that connects us to our past -- our mothers, grandmothers and great grandmothers.

Jelly Roll Race Barb Boyer Sat July 21, 10:30-5 \$20

Using 1 2 1/2" strip set (you need 40-48 strips) plus fabrics for borders, you can stitch this colorful quilt in less than an hour. I'm kidding. You can't get the borders on. Okay, I'm kidding. But most can get the inside sewn in about 4 hours. But it is a race and I throw some extra fun into the class. This is a great quilt to use to practice your long arm machine quilting! And it is easy. You can add borders or leave as easy. This is another one of our summer fun quilts. Technique to learn: sewing strips together on diagonal without drawing your lines.

Knit Pickers' Club 2nd Wed of each month, 6-8:30 Carol Moler

Every second Thursday, we're getting together to practice our knitting. The Club is open to all skill levels. We want to share what we've learned, find new patterns, and simply just sit and knit. This year we are doing a knit along project involving 6" squares. Each month we will learn a different pattern (or 2), make it into a square and eventually put all the squares into one project-afghan, scarf, bag, etc. Join us & learn some new stitches!

Long Arm Quilting Classes Wednesdays in April & May from 10:30-1:30, 2:30-5:30 or 6-9 and Barb Boyer \$30 (check calendar for times & dates)

In this class you will learn all about the Nolting long arm quilting machines: loading, threading, quilting. I'll demonstrate how to load and thread, set stitch length, change tension, wind and load bobbins. Then I will load a practice quilt onto the machine and show how to do hand guided quilting. Each student will be given at least 15-20 minutes of practice time. (Each class is limited to 4 students). You will be able to do free hand quilting plus you can practice following a pantograph. Any quilter who wants to rent to machines must take this class first, regardless of whether you have experience on a long arm machine. This class is not designed to teach you everything there is to know about long arm quilting-it's just a start.

**Monthly Minis First Saturday of the Month, Feb-Dec.
4-6 FREE**

This year we are going to do the Great Pumpkin Quilt, a purchased pattern. It will start in February because we are still finishing last year's Holiday Houses in Janu



ary. Starting in February we will work on the Great Pumpkin quilt. We will plan to do 2 blocks a month, and do the top banner section over two months. In class we will discuss use of color in the backgrounds and pumpkins. We will also discuss and learn various machine applique techniques to use on the blocks.

Nine patch Snowball Quilt Sue Frerich Sat July 28, 10:30-5 \$20

Learn how to the 9-patch block + snowball block turns squares into circles. We will teach the block in one size, but offer other sizes of blocks that are also suitable for 2 1/2" pre cut strips. If you need a quick western quilt, baby quilt, 30s reproduction quilt--this one makes up quickly. This is another one of our summer fun quilts. Technique to learn: How to make the corners of snowballs to the 9-patch seams.

Summer School Sessions Barb Boyer \$5 June 9 (Sat), 11 (Mon), July 9 (Mon), 14 (Sat), classes at 1 p.m., 2 p.m., 3 p.m. & 4 p.m.

We are holding refreshed classes, called Summer School, that last 1 hour each. At 1 p.m., we will teach how to put on borders; at 2 the class will be on half square triangles, including how to measure, how to cut, the math involved and how to square up; at 3 the class will be on quarter square triangles; and at 4 the class will be on flying geese, how to cut, sew and square. So if you need a refreshed on one or more of these techniques, each class is only \$5 and lasts 1 hour. The classes are scheduled on Mondays and Saturdays (generally the second Monday and Saturday from June through August). Class is demo only; you don't need to bring anything but yourself.

Nolting Longarm Machines

Nolting has 5 main machines, each with different reaches: from 17" to 30" depending on the machine. They are sold with or without a frame, but after I saw & helped set up one of the steel frames this week, I recommend buying the frame. All machines, except for the Standard--the most economical machine-- have a stitch regulator. I recommend a stitch regulator. All machines can be equipped with a computer and there are a couple of different ones to choose from. In addition, you can get an extended table base so that you can use rulers, you can get larger bobbins on some of the models and on the frames you can get hydraulic lifts to raise and lower the tables. In the coming weeks, I will print out more information on each model.

The best entry level machine is the Fun Quilter. It comes in 17", 20" & 23" reach. It comes with the Intellistitch Equalizer stitch regulator, standard speed control, needle up/down, and fixed handles in the front & rear. This machine can also be equipped with a computer.



The Pro Machine has the Intellistitch Turbo stitch regulator, single stitch option, standard speed control, needle up/down and customizable handles in the front & rear. The Pro Machine comes in 20", 24" and 30" reach with 10-12" of inside height. There are easy dials on the front to set stitch length and other options. This machine can also be equipped with a computer.



The NV Machine is the newest in the fleet of Nolting machines. This machine has a touch screen with programmable stitch regulation. You can stitch in 4 different stitch modes plus single stitch and needle up/down. It also has an adjustable brightness LED work light. This machine can also be equipped with a computer.



Nolting also has a commercial machine with the Intellistitch Equalizer stitch regulator, standard speed control, needle up/down, and fixed handles in the front & rear. This machine can also be equipped with a computer.

HAND EMBROIDERY CLUB

If you want to learn to hand embroider or just brush up your technique, join us on the second

Saturday of the month from 10 to noon. We use printed patterns and some vintage free patterns that you can embroider, embellish and color. Depending on the projects, each month Kathy Sconce shows us a new stitch to try, plus, she guides us through thread choices, how to knot, fabrics to use, and tracing techniques.

Knit Pickin' Club

This is another get-together class to sit & knit, work on our projects, share information and get some help. We will share techniques, suggest patterns, but mainly we'll sit & knit (or pick).

Toad Toters

On full moon days (as noted in the calendar) you will get 20% off all purchases (not otherwise discounted) that you can fit in your bag. You must bring your bag to participate.

Full Moon Days: Jan 1, Jan 31, March 1, March 31, April 29, May 29, June 28, July 27; August 26

Discount Policy

We will honor only one discount -- whichever is largest. You can't combine a 10% with a 25% discount to get a 35% discount. On this we can't be bribed."

Color of the Month

July Brown; August black

Join the fun and come feel the difference of quality fabrics.

Happy quilting!

Sincerely, Barbara Boyer

Around the Block

307-433-9555

www.aroundtheblockquilts.com

Around the Block, 453 Vandehie Suite 120, Cheyenne, WY 82009

[SafeUnsubscribe™ office@wyomingnetwork.com](mailto:SafeUnsubscribe™_office@wyomingnetwork.com)

[Forward this email](#) | [Update Profile](#) | [About our service provider](#)

Sent by barbboy@msn.com in collaboration with

Constant Contact 

Try it free today