

Expansion news

Come see the expansion! The hole is cut, books are moved to the other side and that is about it. Entrance, for the time being, will only be through the current side of the store.

We'll do furniture in the next couple of weeks. We will start holding classes on that side soon. The beginning quilt class will definitely be held in the new side.

We will have an opening party once we get organized, with balloons and everything.

We are also getting a sign and that will happen in about a month. We will celebrate that, but we won't have a party. :)



January 12, 2018

Rerun from 2015:

Who says the Federal Aviation Administration doesn't have a sense of humor. But maybe Fox Mulder (X-files) was working there at the time.

In any event, the Green River airport's name is the Greater Green River Intergalactic Spaceport, as approved by the FAA. The original name of the airport was Green River 48U. So I think the name change is a step up, actually. The airport, BTW, has a wind sock to help the aliens tell which direction the wind is coming from -although as we all know, alien spaceships simply descend or hover. Wind isn't an issue. The airport also has

one dirt landing strip. Again, not a concern for aliens.

Now, in case you're wondering, the airport board didn't choose the name- actually, I'm not even sure there is an airport board. The decision to change the name came from the elected officials who make up the City Council. You can just imagine the conversation at the town hall meeting:

"Why should Area 51 get all the attention? And tourists?"

"You mean Roswell. Area 51 doesn't exist."

"Yes it does."

"No it doesn't."

"Gentlemen and ladies, let's get back on topic."

"Okay, so we want to draw tourists to Green River on the hope of seeing aliens?"

"Roswell does it."

"Well, Roswell has aliens."

"No it doesn't."

"Yes it does."

"Please, stay on topic."

And then later that night, in bed:

"Frank, you did what?"

"We named the airport the Greater Green River Intergalactic Spaceport."

"I just don't know who you are any more."

And that's how Green River's airport got its name.

And my relatives wonder why I live in Wyoming.

P.S.

I only bring this up because I am headed to New York where one of things I'm planning on seeing is a show called "The Dark Universe," narrated by Neil DeGrasse Tyson, at the American Museum of Natural History. I know I won't understand it, any more than his book that I am reading right now: Astrophysics for People in a Hurry.

I love his opening statement: The universe is under no obligation to make sense to you. And I believe it.

WHAT'S NEW!!

From Alexander Henry:











From Clothworks:





From Moda (flannels, flannel layer cakes, and Lollies from Gypsy Wife):


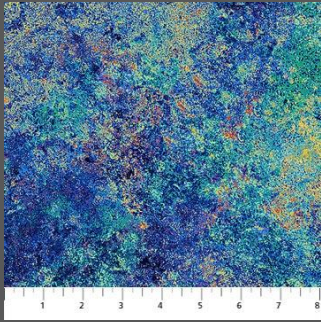




From Studio E:



From Northcott:



From Free Spirit:





From Hoffman--and we still have elk panels.



Class descriptions follow the calendar, so keep scrolling. Classes are listed alphabetically.

January

2018

Sunday	Monday	Tuesday	Wednesday	Thursday	Friday	Saturday
	1 NEW YEAR'S DAY FULL MOON	2	3	4	5	6 BOM 10:30 Floral Menagerie 1-4



	CLOSED					Monthly Mini 4-6
7 CLOSED	8	9	10 Knit Pickers' Club 6-8:30	11	12 Gypsy Wife	13 Embroidery Club 10-noon Baltimore Woods 1-4
14	15	16	17 Back Basting (hand applique) 10-noon	18 Beginning Quilt 6-9	19	20 Cardinal Waltz 1-6
21 Beginning Quilt 1-4	22	23	24	25 Beginning Quilt 6-9	26	27 Scrappy Churn Dash Flannel 10:30-4
28 Beginning Quilt 1-4	29 English Paper Piecing 1-4	30	31 Hand quilting 10-noon Quilt demo 1-3 FULL MOON/BLUE MOON			Color of the month: Purple

February

Sunday	Monday	Tuesday	Wednesday	Thursday	Friday	Saturday
				1 Paper Piecing 1-4 Beginning Quilt 6-9	2	3 BOM 10:30 Floral Menagerie 1-4 Great Pumpkin 4-6
4 CLOSED	5	6	7 Spoon Quilting 10-noon Long Arm Quilt class 10:30-1:30 or 6-9	8 Beginning Quilt 6-9	9	10 Embroidery Club 10-noon Baltimore Woods 1- 4
11 Beginning Quilt 1-4	12	13	14 Long Arm Quilt class 10:30-1:30 Knit Pickers' Club 6-8:30	15 Paper Piecing 1-4 Beginning Quilt 6-9	16	17 Long Arm Quilt class 10:30-1:30 & 3-6 Rainstick quilt 10:30-4
18 Beginning Quilt 1-4	19 Take 5 10:30-5	20	21 Long Arm Quilt class 10:30-1:30 or 6-9	22 Beginning Quilt 6-9	23	24 Strippy Quilt 10:30-4
25 Beginning Quilt 1-4	26 English Paper Piecing 1- 4	27	28 Long Arm Quilt class 10:30-1:30 or 6-9			Color of the month: Red

Baltimore Woods Block of the Month 2nd Saturday of the month through April 1-4 \$25 Sue Frerich.

This Baltimore album inspired quilt features adorable woodland creatures including an owl, fox, deer, skunk and bear along with a modern takes on some traditional Baltimore blocks. These blocks are fused and machine



applied in place.



Beginning Machine Applique Thurs Mar 29, 1-4 AND 6-9 \$25 Barb Boyer

So many quilts use applique these days. Learn the ins and outs of machine applique, from points to curves. We will practice the button hole/blanket stitch, satin stitch, and you can also play around with your decorative stitches. Threads, fusibles and stabilizers will be discussed.

Beginning Machine Quilting Thurs Mar 22, 1-4 AND 6-9 \$25 Sue Frerich

Be prepared to quilt! You will practice your quilting skills on various samples, using both your walking foot and darning foot. Batting, threads, needles and patterns will be discussed. Who knows? By the time you leave you may even be able to write/quilt your name!

Beginning Quilting Thurs. starting Jan 18 6-9 OR Sun Jan 21 1-4 8 weeks \$65 Barb Boyer

This comprehensive 8-week course will introduce to you almost everything you need to know about piecing a quilt top. Along the way you will learn about color, batting, thread, machines and various techniques to give you the skills to make almost any quilt.

Block of the Month First Sat of month 10:30-11:15 FREE Barb Boyer

Join at any time. You get a free fat quarter if you come to class with the previous month's completed block. This year we're making a "modern" quilt. Something new, something different. I will provide some other options as we explore the modern quilt world.



Cardinal Waltz Sat January 20, 1-6 2-4 Barb Boyer \$20

This quilt features the classic 54-40 or Fight block paired with a Snowball block. The combination is often called Tennessee Waltz. Pattern will be provided and a special ruler will be required. While this quilt is made in Christmas colors of red and green, the cardinal fabric that used is timeless and can be displayed any time during the year.



English Paper Piecing Club 4th (or last) Mondays 2-4 Barb Boyer \$20

English paper piecing dates back to the early 1800s. It is a hand sewing method that uses paper templates to help sew complex angles together, like hexagons. Any number of different designs can be made, including Grandmother's Flower Garden- this is the pattern I am STILL doing this year. Several patterns will be available, including traditional Flower Garden and the Downton Abbey free pattern.

Floral Menagerie 1st Saturday of Month thru June, 1-4 Barb Boyer free with purchase of kit

This adorable, bright & sparkling quilt is a snap to do. The quilt is kitted and the class works as follows: Buy the first installment for \$123, which contains all of the background fabric, the pattern and the first 2 blocks. Then every month, for \$16 you will get the fabric for the next 2 blocks. During class, you will have time to cut and piece your blocks- you may even get them done! I will also teach how to do the machine applique on the animals. We have 5 kits left- these kits will not be on the Customer Appreciation Sale.



French Braid March 17 & 31 10:30-5 Sue Frerich \$25

Are you looking for a little challenge & new technique to learn? That results in a spectacular quilt? Then come learn how to do the French Braid quilt. Casca

ding colors make this a very striking quilt- and it really is easier

than it looks. Techniques learned include how to handle bias, color placement to create a great cascading effect, and, of course, how to French Braid!



Hand Applique/Back Basting Wed Jan 17, 10-noon Sandra Freeburg \$25

Back basting is a template free method of needle turn applique. No slippery freezer paper or chalked lines on top that never seem to get turned under quite right. This method is especially great for traveling, because your pieces will be basted onto your background -- no need for pins to get in the way. This class is great for beginners and all levels of appliquers. Don't let hand applique frustrate you. It's really easy and relaxing!

Hand Embroidery Club 2nd Sat. of the month, 10-noon FREE Kathy Sconce

If you want to learn to hand embroider or just brush up your technique, join us on the second Saturday of the month from 10 to noon. You can work on your own projects or you can join the project we are doing. This year we are following a purchased pattern called My Crazy Life. It is wool appliques on flannel backgrounds. Then we will explore a variety of embroidery stitches to embellish each block-4 six inch blocks per month (or whatever you choose to do), for a total of 48 blocks. Each month Kathy Sconce shows us a new stitch to try, plus, she guides us through thread choices, how to knot, fabrics to use, and tracing techniques. We will also discuss wool, felted wool, wool felt, various threads for embroidery, various techniques for the wool applique and setting options for the quilt.

Hand Quilting Wed Jan 31, 10-noon Sandra Freeburg \$25

Hand quilting is an art that should not be lost. By the end of Sandra's class you will be hand quilting with confidence. Everyone has at least one special quilt that calls out for hand quilting. And there is nothing better than the feel of a hand quilted quilt. Do yourself a favor and learn this art that connects us to our past -- our mothers, grandmothers and great grandmothers.

Hunter Star, the easy way May 19 10:30-4 Barb Boyer \$20 (Watch this date, it may have to change)

The Hunter looks complicated, but with the fast & easy tool, it's a snap. We are getting beautiful collections that I bought specifically for this class. If you are looking to learn a new technique, this is a great quilt for that.



Knit Pickers' Club 2nd Wed of each month, 6-8:30 Carol Moler

Every second Thursday, we're getting together to practice our knitting. The Club is open to all skill levels. We want to share what we've learned, find new patterns, and simply just sit and knit. This year we are doing a knit along project involving 6" squares. Each month we will learn a different pattern (or 2), make it into a square and eventually put all the squares into one project-afghan, scarf, bag, etc. Join us & learn some new stitches!

Long Arm Quilting Classes Wednesdays in February, March & April from 10:30-1:30 or 6-8:30 and Saturday Feb. 17, 10:30-1:30 & 3-6, Barb Boyer \$30 (check calendar for times & dates)

In this class you will learn all about the Nolting long arm quilting machines: loading, threading, quilting. I'll demonstrate how to load and thread, set stitch length, change tension, wind and load bobbins. Then I will load a practice quilt onto the machine and show how to do hand guided quilting. Each student will be given at

least 15-20 minutes of practice time. (Each class is limited to 4 students). You will be able to do free hand quilting plus you can practice following a pantograph. Any quilter who wants to rent to machines must take this class first, regardless of whether you have experience on a long arm machine. This class is not designed to teach you everything there is to know about long arm quilting-it's just a start.

Long Arm Quilt Demonstrations Wednesdays in January from 1-3 Barb Boyer FREE!

Come watch long arm quilting in action! I will have a quilt loaded onto our Nolting long arm machine and I'll demonstrate various quilting patterns and basically show how the machine works. Come & watch, stay as long as you like. I have the classes scheduled to begin on the 10th, assuming our new space is up & running.

Monthly Minis First Saturday of the Month, Feb-Dec. 4-6 FREE

This year we are going to do the Great Pumpkin Quilt, a purchased pattern. It will start in February because we are still finishing last year's Holiday Houses in January. Starting in February we will work on the Great Pumpkin quilt. We will plan to do 2 blocks a month, and do the top banner section over two months. In class we will discuss use of color in the backgrounds and pumpkins. We will also discuss and learn various machine applique techniques to use on the blocks.



One Block Wonder Panel Quilt Sat April 28 & May 12 & 26 see calendar for times

\$30

For all of miss this awhile. need 7 print 1 bolt). make a looking similar but the sewn stunning this class!



Sue Frerich

you who missed the class before, you don't want to class-we won't have it on the schedule again for The technique is called One Block Wonder and you panels for the quilt. Sue used a beautiful eagle (keep your fingers crossed, we may be able to get But we have lots of interesting panels that would fantastic One Block Wonder Panel Quilt. (I'm at the Star Wars panels....). The technique used is to a Stack & Whack quilt, difference is in how it is together. This is truly a quilt. You don't want to miss



Pillow Case Party Sun. April

If you've never made a pillow to sew a pillow case, this class mother/daughter styled class presents!

29 1-4 FREE

case, or just want some time is for you. This is a great and pillow cases make great

Rain Stick Quilt, Saturday Feb 17 10:30-4 Sue Frerich \$25

This is a brightly colored, almost color wheel flavored quilt. It's a cascade of color in strips and squares, imitating the visually the sound a rain stick makes. We will have precut strips available in cascading colors for your convenience.



Roaring through the 20s, Foundation Paper Piecing Thursdays Feb 1 & 15; Mar 1 & 15, April 5 & 26. 2-4 Sue Frerich \$30

The blocks are classic, but you can put a modern spin on the blocks through your fabric selection. Learn to do a variety of paper pieced blocks-2 blocks per class and class every other week (for the most part) to keep you going. This is a great dorm quilt for your new grad, a mom's day quilt, a wedding quilt-just think of the May gifts you may be needing and make this quilt as one of your gifts. It's a perfect way to learn paper piecing.



Scrappy Churn Dash, Saturday Jan 27 10:30-4 Barb Boyer \$20

This is one of the coziest quilts you will ever make. The blocks are large sized churn dash blocks made from flannels and brushed cottons (your choice). You can also make it from batiks and regular cottons, but the scrappy flannel choices make this quilt into a perfect winter cozy quilt.

Spider Web Quilt Saturday March 24. 10:30-4 Barb Boyer \$20

Everyone who has the 60 degree triangle for making the Triangle Frenzy table runner-here is a quilt that you can do using this same ruler! It's a strip pieced quilt (strip size of your choosing). Turn your strips into triangles and turn your



triangles into rows, creating "spider webs." Great for scraps or precuts.

Spoon Quilting Wed Feb 7, 10-noon Sandra Freeburg \$25

No more sore fingers! Learn to Spoon Quilt, with a special spoon quilting tool. This tool helps you keep your stitches tiny and even without pricking your finger. Need to have basic quilting skills (rocking motion quilting).

Strippy Quilt Feb. 24, 10:30-4 Barb Boyer \$20

This is a great plaid quilt-but one where you don't have to worry about keeping anything straight. It has strips, squares, and diagonal stripped blocks, very geometric. Perfect for scraps, flannels, brushed cottons, solids, and I can envision a stunning version all from batiks.

Take 5 Quilt, Monday February 19 10:30-54 Barb Boyer \$20

In 5 minutes you can find 5 fabrics and in 5 hours you will have a quilt. You can do it, but most people take a little longer. This is a quick & easy quilt. It's great for a kid's quilt, a dorm quilt, or just a quilt to showcase big and bold prints. Come sew all and see how far you get!



Nolting Longarm Machines

Nolting has 5 main machines, each with different reaches: from 17" to 30" depending on the machine. They are sold with or without a frame, but after I saw & helped set up one of the steel frames this week, I recommend buying the frame. All machines, except for the Standard-- the most economical machine-- have a stitch regulator. I recommend a stitch regulator. All machines can be equipped with a computer and there are a couple of different ones to choose from. In addition, you can get an extended table base so that you can use rulers, you can get larger bobbins on some of the models and on the frames you can get hydraulic lifts to raise and lower the tables. In the coming weeks, I will print out more information on each model.

The best entry level machine is the Fun Quilter. It comes in

17", 20" & 23" reach. It comes with the Intellistitch Equalizer stitch regulator, standard speed control, needle up/down, and fixed handles in the front & rear. This machine can also be equipped with a computer.



The Pro Machine has the Intellistitch Turbo stitch regulator, single stitch option, standard speed control, needle up/down and customizable handles in the front & rear. The Pro Machine comes in 20", 24" and 30" reach with 10-12" of inside height. There are easy dials on the front to set stitch length and other options. This machine can also be equipped with a computer.



The NV Machine is the newest in the fleet of Nolting machines. This machine has a touch screen with programmable stitch regulation. You can stitch in 4 different stitch modes plus single stitch and needle up/down. It also has an adjustable brightness LED work light. This machine can also be equipped with a computer.



Nolting also has a commercial machine with the Intellistitch Equalizer stitch regulator, standard speed control, needle up/down, and fixed handles in the front & rear. This machine can also be equipped with a computer.

HAND EMBROIDERY CLUB

If you want to learn to hand embroider or just brush up your technique, join us on the second Saturday of the month from 10 to noon. We use printed patterns and some vintage free patterns that you can embroider, embellish and color. Depending on the projects, each month Kathy Sconce

shows us a new stitch to try, plus, she guides us through thread choices, how to knot, fabrics to use, and tracing techniques.

Knit Pickin' Club

This is another get-together class to sit & knit, work on our projects, share information and get some help. We will share techniques, suggest patterns, but mainly we'll sit & knit (or pick).

Toad Toters

On full moon days (as noted in the calendar) you will get 20% off all purchases (not otherwise discounted) that you can fit in your bag. You must bring your bag to participate.

Full Moon Days: Jan 1, Jan 31, March 1, March 31

Discount Policy

We will honor only one discount -- whichever is largest. You can't combine a 10% with a 25% discount to get a 35% discount. On this we can't be bribed."

Color of the Month

January purple; February red, March green

Join the fun and come feel the difference of quality fabrics.

Happy quilting!

Sincerely, Barbara Boyer

Around the Block

307-433-9555

www.aroundtheblockquilts.com

Around the Block, 453 Vandehie Suite 120, Cheyenne, WY 82009