

## Expansion news

**Come see the expansion! We have a few things yet to do, but the space is open! We do not yet have the Nolting quilt head. That is still coming. So classes and demos on the long arm are delayed for right now. I'll keep you updated.**



February 9, 2018

Becca didn't like my New York stories.

It reads like a travel journal like your mom used to write. @ I don't know how she knows this, but it's best not to ask.

Becca, you never met my mom. @ I don't always follow my own advice.

She used to write down every where she ate, what she had, how much it cost, what hotel she stayed at, what time she got up in the morning.... @ Becca groaned.

Now you're just making things up. She never wrote down what time she got up. @

But she did write down where she ate, what she ate & how much it cost. @

Becca's right about that. Mom's travel journals were a little like the letters I'd get when I was off to camp. She'd tell me that she did the laundry on Tuesday, weeded the garden in the afternoon, washed the dishes... Nothing overly exciting for a 12 year old, but as a mom she was obligated to write. In later years, after mom died, it was dad's responsibility to send the obligatory birthday and holiday cards. He did things a little differently. He'd often buy a box of various cards at the thrift store. I'd get a birthday

card with the Thanksgiving greeting crossed out and Happy Birthday written across the card. And "Love, Dad." Dad also wrapped his Christmas gifts in newsprint and masking tape. He never had to put a tag on the gifts--you knew who they were from. He was never one to waste money. But back to New York:

ABecca, a travel journal is supposed to help you remember what you did while you were on vacation. @

AWell, you don't have to remember that you ate. No one wants to read about that. Although that 15" hotdog you ate at the Brooklyn Diner was pretty impressive. I'd like one of those. @

ASee, you did find my New York stories interesting. @

ANot all of them. Although it was nice you fed Diego carrots after the carriage ride through Central Park. It must be hard to just stand around all day waiting to take people on carriage rides. But nobody wants to know that it was raining when you got to New York or how cold it was or how bright Times Square was at night or that you went to see Waitress or your tour through Radio City Music Hall. You need to write about the good stuff, like who snored or who barked at birds, or who sniffed whose ... @

ABecca, that's enough. I'm writing more for me. If I remember what I did and even where I ate I can remember more about my trip. I'm making memories."

So my memories of New York include having a great dinner at Angelos with our group, eating lunch at a Greek breakfast place (fantastic), finding a knitting store, watching Dark Matter, at the American Museum of Natural History, narrated by Neil deGrasse Tyson, seeing In Flight at the museum which was a 3/D movie about birds, in flight of course, and seeing more of New York than I had in the past by riding on the hop on hop off bus and never hopping off. And nobody snored, just so you know.

And, my best memory, was singing in Carnegie Hall. We had a tremendous choir of more than 250 voices, and at the end I got to join the directors of the choirs (from Germany, Tokyo, Norway, Ireland) to take a bow at the front of the stage with our director Jonathan Griffith. I have had a lot of once in a lifetime experiences but never one as glorious as that.

**Springtime in the Rockies Shop Hop!**  
**April 20-21**  
**The Ranch, First National Bank**

## Building, Loveland, CO

**Our theme for this year's quilt show is Modern Quilts and we are asking for your participation. Design your own modern quilt or use a commercial pattern that embraces the modern quilting movement. To participate, fill out an entry form and bring it to the shop with your quilt by April 2. Forms are available here, just ask me for one. Quilts will hang at the Springtime in the Rockies Shop Hop at the Ranch, April 20 & 21. Gift Basket Prizes awarded: \$400 1st, \$300 2nd, and \$200 3rd, selected by Viewer's Choice. Qu**

**ilts and prizes can be collected from me after the show.**

**A few rules: Quilts must be made by entrant and made within the last 6 months.**

**Our challenge this year is cats & dogs! Big ones, little ones, funny ones, short ones, tall ones. Design your own project or use a commercial pattern. To participate, fill out an entry form (get from me) and bring it to the shop with your project by April 2. Wallhangings, totes or other interpretations of cats and dogs no larger than 60" X 60" will be accepted. Last year Tracy Wilson won! Can we take home the prize again this year?!!!!**

**Projects will hang at the Springtime in the Rockies Shop Hop at the Ranch, April 20 & 21. Gift Basket Prizes awarded: \$150 1<sup>st</sup>; \$100 2<sup>nd</sup>; \$50 3<sup>rd</sup>, selected by Viewer's Choice. Projects and prizes can be collected from me after the show.**


**A few rules: Projects must be made by entrant and made within the last 6 months.**

---

## WHAT'S NEW!!

From Hoffman:







From Elizabeth Studio:






From Stoff:





The music notes are white on white


From Northcott:


9 show. I hope someday to write something worth plagiarizing. Fill y  
h when your imaginary friends stop talking to you. Fill your paper  
between the pages of a book in a lovely place to be. "Ritzy write non  
Voltaire - All writing is difficult. The most you can hope for is a de  
wait for inspiration to write, you're not a writer, you're a writer. Dai  
ng to say." P. Scott Fitzgerald - words still have meaning. "Don't write  
your heart." William Wordsworth - "Literature is a luxury; fiction is  
If you wait for inspiration to write, you're not a writer, you're a waite  
! "Don't say in 1000 words what can be said in 600." Journalism - writin  
best that record." Charles Dickens - "One should begin any work of ficti  
r words; once they are written that can never be erased. "No tears in  
has found words." Robert Frost - I want to live a life worth writing abo  
9 show. I hope someday to write something worth plagiarizing. Fill y  
h when your imaginary friends stop talking to you. Fill your paper  
between the pages of a book in a lovely place to be. "Ritzy write non  
Voltaire - All writing is difficult. The most you can hope for is a de  
wait for inspiration to write, you're not a writer, you're a writer. Dai  
ng to say." P. Scott Fitzgerald - words still have meaning. "Don't write  
your heart." William Wordsworth - "Literature is a luxury; fiction is  
If you wait for inspiration to write, you're not a writer, you're a waite  
! "Don't say in 1000 words what can be said in 600." Journalism - writin  
best that record." Charles Dickens - "One should begin any work of ficti






From AGF:





From RJR & Cotton & Steel:












Plus a box of basics fat quarters, from Cotton & Steel

From Moda:









From M & S Textiles:








From Robert Kaufman:





From Moda:












moda moda moda

moda moda moda

moda moda moda



moda moda moda

moda moda moda

moda moda moda



Class descriptions follow the calendar, so keep scrolling. Classes are listed alphabetically.

## February

Sunday	Monday	Tuesday	Wednesday	Thursday	Friday	Saturday
				1 <b>Beginning Quilt 6-9</b>	2	3 <b>BOM 10:30 Floral Menagerie 1-4 Great Pumpkin 4-6</b>
4  <b>CLOSED</b>	5	6	7 <b>Spoon Quilting 10-noon</b>  <b>Long Arm Quilt class 10:30-1:30 or 6-9</b>	8  <b>Beginning Quilt 6-9</b>	9	10  <b>Embroidery Club 10-noon Baltimore Woods 1- 4</b>

11 Beginning Quilt 1-4	12	13	14 Long Arm Quilt class 10:30-1:30 Knit Pickers' Club 6-8:30	15 Beginning Quilt 6-9	16	17 Long Arm Quilt class 10:30-1:30 & 3-6 Rainstick quilt 10:30-4
18 Beginning Quilt 1-4	19 <b>Take 5</b> 10:30-5	20	21 Long Arm Quilt class 10:30-1:30 or 6-9	22 Beginning Quilt 6-9	23	24 <b>Strippy Quilt</b> 10:30-4
25 Beginning Quilt 1-4	26 <b>English Paper Piecing1- 4</b>	27	28 Long Arm Quilt class 10:30-1:30 or 6-9			<b>Color of the month: Red</b>



## March

Sunday	Monday	Tuesday	Wednesday	Thursday	Friday	Saturday
				1 Beginning Quilt 6-8:30 <b>FULL MOON</b>	2	3 BOM 10:30 Floral Menagerie 1-4 Great Pumpkin 4-6
4 CLOSED	5	6	7 Long Arm Quilt class 10:30-1:30	8 Beginning Quilt 6-8:30	9	10 Embroidery Club 10-noon <b>Baltimore Woods 1-4</b>
11 Beginning Quilt 1-4	12	13	14 <b>Knit Pickers' Club 6- 8:30</b>	15	16	17 <b>French Braid10:30- 5</b>
18	19	20	21	22	23	24

Beginning Quilt 1-4			Long Arm Quilt class 10:30-1:30	Beginning Machine Quilting 1-4 and 6- 9		Spider Web Quilt 10:30-4
25 Beginning Quilt 1-4	26 English Paper Piecing1- 4	27	28	29 Beginning Machine Applique 1-4 and 6- 9	30	31 French Braid10:30- 5 FULL MOON BLUE MOON
Color of the month: Green						

**Baltimore Woods Block of the Month 2nd Saturday of the month through April 1-4 \$25 Sue Frerich.**

This Baltimore album inspired quilt features adorable woodland creatures including an owl, fox, deer, skunk and bear along with a modern takes on some traditional Baltimore blocks. These blocks are fused and machine



applied in place.

**Beginning Machine Applique Thurs Mar 29, 1-4 AND 6-9 \$25 Barb Boyer**  
So many quilts use applique these days. Learn the ins and outs of machine applique, from points to curves. We will practice the button hole/blanket stitch, satin stitch, and you can also play around with your decorative stitches. Threads, fusibles and stabilizers will be discussed.

**Beginning Machine Quilting Thurs Mar 22, 1-4 AND 6-9 \$25 Sue Frerich**  
Be prepared to quilt! You will practice your quilting skills on various samples, using both your walking foot and darning foot. Batting, threads, needles and patterns will



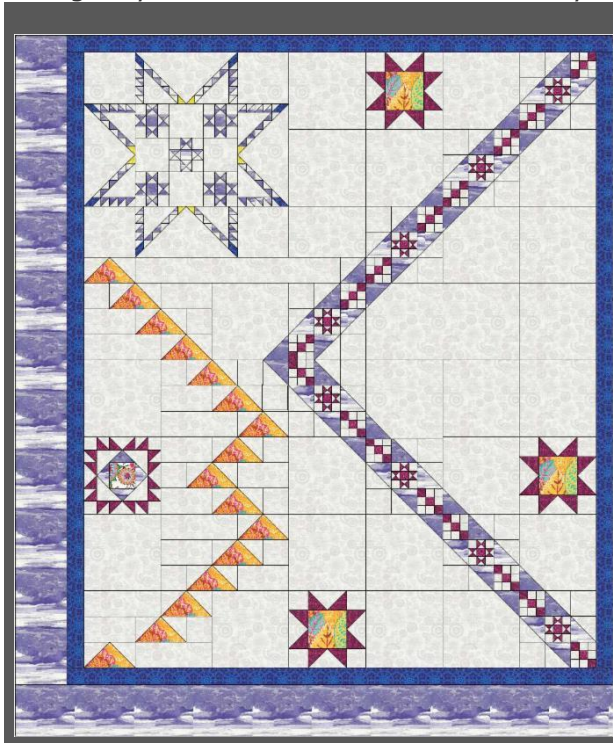
be discussed. Who knows? By the time you leave you may even be able to write/quilt your name!

**Beginning Quilting Thurs. starting Jan 18 6-9 OR Sun Jan 21 1-4 8 weeks  
\$65 Barb Boyer**

This comprehensive 8-week course will introduce to you almost everything you need to know about piecing a quilt top. Along the way you will learn about color, batting, thread, machines and various techniques to give you the skills to make almost any quilt.

**Block of the Month First Sat of  
month 10:30-11:15 FREE Barb  
Boyer**

Join at any time. You get a free fat quarter if you come to class with the previous month's completed block. This year we're making a "modern" quilt. Something new, something different. I will provide some other options as we explore the modern quilt world.



**Cardinal Waltz Sat January 20, 1-6 2-4 Barb Boyer \$20**

This quilt features the classic 54-40 or Fight block paired with a Snowball block. The combination is often called Tennessee Waltz. Pattern will be provided and a special ruler will be required. While this quilt is made in Christmas colors of red and green, the cardinal fabric that used is timeless and can be displayed any time during the year.



**English Paper Piecing Club 4th (or last) Mondays 2-4 Barb Boyer \$20**  
English paper piecing dates back to the early 1800s. It is a hand sewing method

that uses paper templates to help sew complex angles together, like hexagons. Any number of different designs can be made, including Grandmother's Flower Garden- this is the pattern I am STILL doing this year. Several patterns will be available, including traditional Flower Garden and the Downton Abbey free pattern.

**Floral Menagerie 1st Saturday of Month thru June, 1-4 Barb Boyer free with purchase of kit**

This adorable, bright & sparkling quilt is a snap to do. The quilt is kitted and the class works as follows: Buy the first installment for \$123, which contains all of the background fabric, the pattern and the first 2 blocks. Then every month, for \$16 you will get the fabric for the next 2 blocks. During class, you will have time to cut and piece your blocks- you may even get them done! I will also teach how to do the machine applique on the animals. We have 5 kits left- these kits will not be on the Customer Appreciation Sale.



**French Braid March 17 & 31 10:30-5 Sue Frerich \$25**

Are you looking for a little challenge & new technique to learn? That results in a spectacular quilt? Then come learn how to do the French Braid quilt. Casca

ding colors make this a very striking quilt- and it really is easier

than it looks. Techniques learned include how to handle bias, color placement to create a great cascading effect, and, of course, how to French Braid!



**Hand Applique/Back Basting Wed Jan 17, 10-noon Sandra Freeburg \$25**

Back basting is a template free method of needle turn applique. No slippery freezer paper or chalked lines on top that never seem to get turned under quite right. This method is especially great for traveling, because your pieces will be basted onto your background -- no need for pins to get in the way. This class is great for beginners and all levels of appliquers. Don't let hand applique frustrate you. It's really easy and relaxing!

**Hand Embroidery Club 2nd Sat. of the month, 10-noon FREE Kathy Sconce**

If you want to learn to hand embroider or just brush up your technique, join us on the second Saturday of the month from 10 to noon. You can work on your own projects or you can join the project we are doing. This year we are following a purchased pattern called My Crazy Life. It is wool appliques on flannel backgrounds. Then we will explore a variety of embroidery stitches to embellish each block- 4 six

inch blocks per month (or whatever you choose to do), for a total of 48 blocks. Each month Kathy Sconce shows us a new stitch to try, plus, she guides us through thread choices, how to knot, fabrics to use, and tracing techniques. We will also discuss wool, felted wool, wool felt, various threads for embroidery, various techniques for the wool applique and setting options for the quilt.

**Hand Quilting Wed Jan 31, 10-noon Sandra Freeburg \$25**

Hand quilting is an art that should not be lost. By the end of Sandra's class you will be hand quilting with confidence. Everyone has at least one special quilt that calls out for hand quilting. And there is nothing better than the feel of a hand quilted quilt. Do yourself a favor and learn this art that connects us to our past -- our mothers, grandmothers and great grandmothers.

**Hunter Star, the easy way May 19 10:30-4 Barb Boyer \$20 (Watch this date, it may have to change)**

The Hunter looks complicated, but with the fast & easy tool, it's a snap. We are getting beautiful collections that I bought specifically for this class. If you are looking to learn a new technique, this is a great quilt for that.



**Knit Pickers' Club 2nd Wed of each month, 6-8:30 Carol Moler**

Every second Thursday, we're getting together to practice our knitting. The Club is open to all skill levels. We want to share what we've learned, find new patterns, and simply just sit and knit. This year we are doing a knit along project involving 6" squares. Each month we will learn a different pattern (or 2), make it into a square and eventually put all the squares into one project-afghan, scarf, bag, etc. Join us & learn some new stitches!

**Long Arm Quilting Classes Wednesdays in February, March & April from 10:30-1:30 or 6-8:30 and Saturday Feb. 17, 10:30-1:30 & 3-6, Barb Boyer \$30 (check calendar for times & dates)**

In this class you will learn all about the Nolting long arm quilting machines: loading, threading, quilting. I'll demonstrate how to load and thread, set stitch length, change tension, wind and load bobbins. Then I will load a practice quilt onto the machine and show how to do hand guided quilting. Each student will be given at least 15-20 minutes of practice time. (Each class is limited to 4 students). You will be able to do free hand quilting plus you can practice following a pantograph. Any quilter who wants to rent to machines must take this class first, regardless of whether you have experience on a long arm machine. This class is not designed to teach you everything there is to know about long arm quilting-it's just a start.

**Long Arm Quilt Demonstrations Wednesdays in January from 1-3 Barb Boyer FREE!**

Come watch long arm quilting in action! I will have a quilt loaded onto our Nolting long arm machine and I'll demonstrate various quilting patterns and basically show how the machine works. Come & watch, stay as long as you like. I have the classes scheduled to begin on the 10th, assuming our new space is up & running.

**Monthly Minis First Saturday of the Month, Feb-Dec. 4-6 FREE**

This year we are going to do the Great Pumpkin Quilt, a purchased pattern. It will start in February because we are still finishing last year's Holiday Houses in January. Starting in February we will work on the Great Pumpkin quilt. We will plan to do 2 blocks a month, and do the top banner section over two months. In class we will discuss use of color in the backgrounds and pumpkins. We will also discuss and learn various machine applique techniques to use on the blocks.



**One Block Wonder Panel Quilt Sat April 28 & May 12 & 26 see calendar for times**

**\$30 Sue Frerich**

For all of you who missed the class before, you don't want to miss this class-we won't have it on the schedule again for awhile. The technique is called One Block Wonder and you need 7 panels for the quilt. Sue used a beautiful eagle print (keep your fingers crossed, we may be able to get 1 bolt). But we have lots of interesting panels that would make a fantastic One Block Wonder Panel Quilt. (I'm looking at the Star Wars panels....).



The technique used is similar to a Stack & Whack quilt, but the difference is in how it is sewn together. This is truly a stunning quilt. You don't want to miss this class!

**Pillow Case Party Sun. April 29 1-4 FREE**

If you've never made a pillow case, or just want some time to sew a pillow case, this class is for you. This is a great mother/daughter styled class and pillow cases make great presents!


**Rain Stick Quilt, Saturday Feb 17 10:30-4 Sue Frerich \$25**

This is a brightly colored, almost color wheel flavored quilt. It's a cascade of color in strips and squares, imitating the visually the sound a rain stick makes. We will have precut strips available in cascading colors for your convenience.



**Roaring through the 20s, Foundation Paper Piecing Thursdays Feb 1 & 15; Mar 1 & 15, April 5 & 26. 2-4 Sue Frerich \$30**

The blocks are classic, but you can put a modern spin on the blocks through your fabric selection. Learn to do a variety of paper pieced blocks-2 blocks per class and class every other week (for the most part) to keep you going. This is a great dorm quilt for your new grad, a mom's day quilt, a wedding quilt-just think of the May gifts you may be needing and make this quilt as one of your gifts. It's a perfect way to learn paper piecing.



**Spider Web Quilt Saturday March 24. 10:30-4 Barb Boyer \$20**

Everyone who has the 60 degree triangle for making the Triangle Frenzy table runner-here is a quilt that you can do using this same ruler! It's a strip pieced quilt (strip size of your choosing). Turn your strips into triangles and turn your triangles into rows, creating "spider webs." Great for scraps or precuts.



**Spoon Quilting Wed Feb 7, 10-noon Sandra Freeburg \$25**

No more sore fingers! Learn to Spoon Quilt, with a special spoon quilting tool. This tool helps you keep your stitches tiny and even without pricking your finger. Need to have basic quilting skills (rocking motion quilting).

**Strippy Quilt Feb. 24, 10:30-4 Barb Boyer \$20**

This is a great plaid quilt-but one where you don't have to worry about keeping anything straight. It has strips, squares, and diagonal striped blocks, very geometric. Perfect for scraps, flannels, brushed cottons, solids, and I can envision a stunning version all from batiks.

**Take 5 Quilt, Monday February 19 10:30-54 Barb Boyer \$20**

In 5 minutes you can find 5 fabrics and in 5 hours you will have a quilt. You can do it, but most people take a little longer. This is a quick & easy quilt. It's great for a kid's quilt, a dorm quilt, or just a quilt to showcase big and bold prints. Come sew all and see how far you get!



## Nolting Longarm Machines

Nolting has 5 main machines, each with different reaches: from 17" to 30" depending on the machine. They are sold with or without a frame, but after I saw & helped set up one of the steel frames this week, I recommend buying the frame. All machines, except for the Standard-- the most economical machine-- have a stitch regulator. I recommend a stitch regulator. All machines can be equipped with a computer and there are a couple of different ones to choose from. In addition, you can get an extended table base so that you can use rulers, you can get larger bobbins on some of the models and on the frames you can get hydraulic lifts to raise and lower the tables. In the coming weeks, I will print out more information on each model.

The best entry level machine is the Fun Quilter. It comes in 17", 20" & 23" reach. It comes with the Intellistitch Equalizer stitch regulator, standard speed control, needle up/down, and fixed handles in the front & rear. This machine can also be equipped with a computer.



The Pro Machine has the Intellistitch Turbo stitch regulator, single stitch option, standard speed control, needle up/down and customizable handles in the front & rear. The Pro Machine comes in 20", 24" and 30" reach with 10-12" of inside height. There are easy dials on the front to set stitch length and other options. This machine can also be equipped with a computer.



The NV Machine is the newest in the fleet of Nolting machines. This

machine has a touch screen with programmable stitch regulation. You can stitch in 4 different stitch modes plus single stitch and needleup/down. It also has an adjustable brightness LED work light. This machine can also be equipped with a computer.



Noting also has a commercial machine with the Intellistitch Equalizer stitch regulator, standard speed control, needle up/down, and fixed handles in the front & rear. This machine can also be equipped with a computer.

\*\*\*\*\*

#### **HAND EMBROIDERY CLUB**

If you want to learn to hand embroider or just brush up your technique, join us on the second Saturday of the month from 10 to noon. We use printed patterns and some vintage free patterns that you can embroider, embellish and color. Depending on the projects, each month Kathy Sconce shows us a new stitch to try, plus, she guides us through thread choices, how to knot, fabrics to use, and tracing techniques.

\*\*\*\*\*

#### **Knit Pickin' Club**

This is another get-together class to sit & knit, work on our projects, share information and get some help. We will share techniques, suggest patterns, but mainly we'll sit & knit (or pick).

#### **Toad Toters**

On full moon days (as noted in the calendar) you will get 20% off all purchases (not otherwise discounted) that you can fit in your bag. You must bring your bag to participate.

**Full Moon Days:** Jan 1, Jan 31, March 1, March 31

#### **Discount Policy**

We will honor only one discount -- whichever is largest. You can't combine a 10% with a 25% discount to get a 35% discount. On this we can't be bribed."

#### **Color of the Month**

January purple; February red, March green

Join the fun and come feel the difference of quality fabrics.

Happy quilting!

---

Sincerely, Barbara Boyer  
Around the Block  
307-433-9555  
[www.aroundtheblockquilts.com](http://www.aroundtheblockquilts.com)

---

Around the Block, 453 Vandehie Suite 120, Cheyenne, WY 82009