

Come to the Show!

Don't forget the Cheyenne Heritage Quilt Show, **tomorrow**. Admission: Free!
First United Methodist Church, 108 E 18th
Show time: 10-4.

Sue Frerich is the featured quilter, so you will see many of her wonderful quilts hanging at the show.

Demonstrations on Aug 18:

11 am Laraine Hutchinson, Make & Take project

12 pm Barb Boyer, prepare your quilt for long arm quilting

1 pm Penny Olive, free motion quilt techniques

The show also has vendors. I will have a booth and there will be a scissor sharpening vendor.



August 17, 2018

"So what's all this nonsense about Schroeder's cat's nightmare?" Becca asked. Becca, for the newcomers to this post, is my mini Australian Shepherd. She's just a little opinionated.

"Schroeder's what?" I said, with a sinking feeling that this conversation was going to go downhill rapidly.

"You know, that puzzle about the cat in the box and whether it's dead or not and how it relates to Saturday Night Fever." She's been listening to my book tapes again. I don't know how she gets into the car.

"First of all, you mean Schrodinger's cat and it's a thought experiment, a paradox, involving quantum mechanics." Which you don't know anything about, I thought to myself. But I didn't tell her that.

"Yeah, that's the one," Becca said. "There's no paradox. It's obvious the cat's dead."

"And you came to this conclusion...how?"

"If you don't poke any air holes in box, the cat will be dead inside of a day," she said proudly.

For all of you who aren't familiar with quantum mechanics, Schrodinger came up with this experiment to describe a theory in quantum physics whereby atoms or photons can exist in multiple states, but they don't commit to a definite state until they are observed. Essentially, you don't know what you're looking at (reality) until you look at it. Or something like that.

The cat part of all of this involves a theoretical cat that is placed in a box (no air holes) along with a hammer, a vial of poison and some radioactive material. If the radioactive substance decays sufficiently, it will trip the hammer which in turns breaks the flask containing the poison which kills the cat. The paradox is that because the box is sealed you don't know, without looking, whether the hammer was tripped, so you don't know if the cat is dead or alive. According to quantum law, the cat is both dead and alive until someone looks in the box, and then it is clear that the cat is either dead or alive, not both. Thus, looking into the box is what causes the eventual outcome. Or reality.

"Exactly," said Becca. "It's the whole, if a tree falls in a forest and woman doesn't hear it, is the man still wrong?"

"Becca, you're as bad at telling jokes as Spock is at swearing. But never mind about that. What's all this about Schrodinger's cat?"

"It's not about the cat; it's about the nightmare and a fever."

I hoped she had forgotten that part. The book I'm reading, *First Among Sequels*, is by Jasper Fforde. It's part of a series in the genre of comic fantasy, alternative history mystery novels. Suffice it to say, it's weird and delightful. Anyway, in the book, Schrodinger's cat puzzle becomes Schrodinger's cat's nightmare. In this paradox, the theory is people tend to make up their minds about things before they see it (like whether they think a movie will be good before they see it). And no amount of persuasion will convince them to backtrack from the preliminary opinion.

In the book, the example involved John Travolta movies, like *Saturday Night Fever*. You either thought it would be a good movie before you went to see it, or you thought it would be a bad movie and went to see it anyway. For those that thought it would be good, it was good. And for those who thought it would be bad, it stank. Kinda like people who like *Mama Mia*. I'm in the camp that thought it would be a horrible movie and I still haven't been able to watch it all the way through because it was a horrible movie. But people come into the shop all the time raving about how good the movie was and how they can't wait to see the sequel. For them, both movies will be good, whether it's a good movie or not, and for me, I will wait for the sequel to come on tv and then I'll fast forward through the horrible parts, which will probably mean most of it. But back to Becca.

"Okay, Becca. Why are you interested in Schrodinger's cat's nightmare?" As always, there are some things you never ask a mini-Australian Shepherd if you want to stay sane.

"Well, I think it came walking down the road the other day." Okay, that's not at all what I was expecting.

"What are you talking about?"

"Well, your Ranchettes Google page had a post asking if anyone had lost a turkey because he was walking around their yard. Because I hadn't seen him, it wasn't real. Like Schrodinger's cat in a box. And then I saw him and it was real and it was like a nightmare. That bird was big."

"Becca! That's not what either of those paradox's are about."

"And Cassidy was in such a fever, running up and down the yard, barking her head off. I was miserable."

"Becca! That's not what...."


"And then it rained and hailed and I thought the turkey was going to die, like the cat in the box....."

I won't bore you with the rest of Becca's tirade. When she gets like this there is no stopping her. I'm going to have to start locking the car.

WHAT'S NEW!!

We also got more flannels from Moda, zombie apocalypse, cats on sushi aand Halloween from Alexander Henry, a couple of Christmas and 3 bolts of 30s repos. Pics will be in next week.

From Hoffman:



From Northcott:

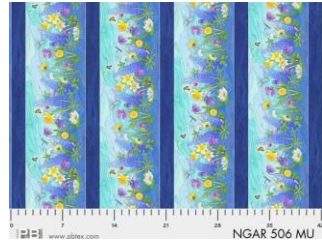




From Henry Glass:












From P&B (digital)







From Moda--digital (bright ones) & the rest are flannel:






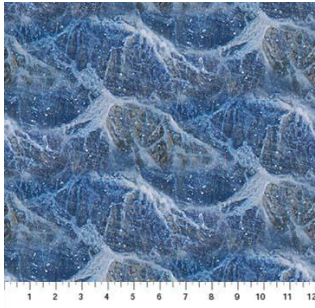




From Timeless Treasures: And before you say anything--yes, we have a lot of dinosaur fabric, but the black skeleton one glows in the dark!




From Northcott:



From Henry Glass: All flannels





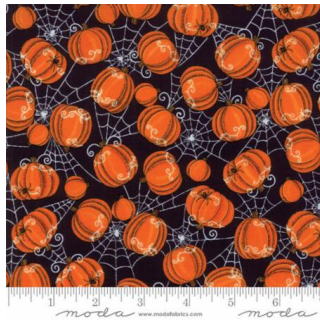


From Timeless Treasures:








And one other train fabric

From Moda:





From Northcott:



From Hoffman:



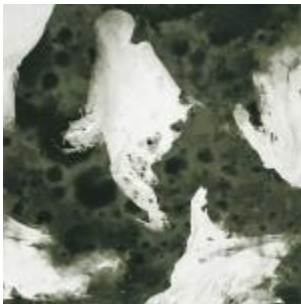
From Estudio:



Alexander Henry:



From Blank:



These 3 (ghosts,
spiders & long panel)
are glow in the dark



SIGN UP FOR LONG ARM QUILTING CLASSES TODAY!

Classes are on Wednesdays and some Saturdays: 10:30-1:30; 2:30-5:30, or 6-8:30. Check the calendar for dates. Only 4 to a class.

Rentals have started for those who have taken the class. Tuesdays and Fridays, and a couple of Saturday and Sunday rentals. Check the calendar for rentals. Generally, there are 2 rentals times per day: 10:30-2 and 2:30-6. \$25/hr or \$85 for 3 1/2 hours. \$50 minimum. Plus \$5/bobbin for thread. Most quilts (double and smaller), even for beginners, will take about 2 1/2-3 hours. We will discuss what you plan to do on your quilt and will help you estimate how long it will take.

Class descriptions follow the calendar, so keep scrolling. Classes are listed alphabetically. Fall descriptions will be out soon.

August

Sunday	Monday	Tuesday	Wednesday	Thursday	Friday	Saturday
--------	--------	---------	-----------	----------	--------	----------

			1 Long Arm Quilt classes 10:30-1:30; 2:30-5:30; OR 6-9	2 Beginning Quilt 1-4	3 Long arm rental day	4 BOM 10:30 Long arm class 1-4 Great Pumpkin 4- 6
5 CLOSED	6	7 Long arm rental day	8 Disappearing 9-Patch 10:30-5 Knit Pickers' Club 6-8:30	9	10 Long arm rental day	11 Embroidery Club 10-noon Summer School Sessions, 1, 2, 3 & 4
12 Beginning Quilt 1-4	13 Summer School Sessions, 1, 2, 3 & 4	14 Long arm rental day	15	16	17 Long arm rental day	18 Disappearing Triangles 10:30-5
19	20	21 Long arm rental day	22 Long Arm Quilt classes 10:30-1:30; 2:30-5:30; OR 6-9	23	24 Long arm rental day	25 Long arm rental day
26 Full Moon	27	28 Long arm rental day	29	30	31 Long arm rental day	
Color of the month: black						

September

2018

Sunday	Monday	Tuesday	Wednesday	Thursday	Friday	Saturday
						1

						BOM 10:30 Baltimore Woods 1-4 Great Pumpkin 4-6 Finish Your Quilt Sale
2 CLOSED	3 T-Shirt 10:30-5	Long arm rental day 4	5 Knit Pickers' Club 6-8:30	6	7 Long arm rental day	8 Embroidery Club 10-noon Victoria 1-6
9	10	11 Long arm rental day	12	13	14 Long arm rental day	15 Daydreams 1-6
16	17	18 Long arm rental day	19 Long Arm Quilt classes 10:30-1:30; 2:30-5:30	20 Beginning Quilt 6-9	21 Long arm rental day	22 Frankie quilt 10:30-5
23 Beginning Quilt 1-4	24 T-Shirt 10:30-5 Full Moon	25 Long arm rental day	26 Long Arm Quilt classes 10:30-1:30 OR 6-9	27 Beginning Quilt 6-9	28 Long arm rental day	29 Hummingbird quilt 10:30-5
30						Color of the month Orange

October


2018

Sunday	Monday	Tuesday	Wednesday	Thursday	Friday	Saturday
	1	2	3	4	5	6

			Long Arm Quilt classes 10:30-1:30; 2:30-5:30; OR 6-9	Halloween Triangle Frenzy 1-4 Beginning Quilt 6-9		BOM 10:30 Baltimore Woods 1-4 Great Pumpkin 4-6 Finish Your Quilt Sale
7 CLOSED	8 T-Shirt 10:30-5	9 Long arm rental day	10 Long Arm Quilt classes 10:30-1:30; 2:30-5:30 Back Basting 10-noon Knit Pickers' Club 6-8:30	11 Zippered Pouches 10-1 Beginning Quilt 6-9	12 Long arm rental day	13 Embroidery Club 10-noon Story Quilt 1-6
14 Beginning Quilt 1-4	15 Halloween Candy Bag 1-5	16 Long arm rental day	17 Long Arm Quilt classes 10:30-1:30; 2:30-5:30 Hand Quilting 10-noon	18 Beginning Quilt 6-9	19 Long arm rental day	20 Zippered Pouches 10-1 Camden Bag 1-6
21 Beginning Quilt 1-4	22	23 Long arm rental day	24 Long Arm Quilt classes 10:30-1:30; 2:30-5:30; OR 6-9 Full moon	25 Beginning Quilt 6-9	26 Long arm rental day	27 Nutcracker 10:30-5
28 Beginning Quilt 1-4	29 T-Shirt 10:30-5	30 Long arm rental day	31			Color of the month Halloween

Block of the Month First Sat of month 10:30-11:15 FREE Barb Boyer

Join at any time. You get a free fat quarter if you come to class with the previous month's completed block. This year we're making a "modern" quilt. Something new, something different. I will provide some other options as we explore the modern quilt world.



Hand Embroidery Club 2nd Sat. of the month, 10-noon FREE Kathy Sconce

If you want to learn to hand embroider or just brush up your technique, join us on the second Saturday of the month from 10 to noon. You can work on your own projects or you can join the project we are doing. This year we are following a purchased pattern called My Crazy Life. It is wool appliques on flannel backgrounds. Then we will explore a variety of embroidery stitches to embellish each block-4 six inch blocks per month (or whatever you choose to do), for a total of 48 blocks. Each month Kathy Sconce shows us a new stitch to try, plus, she guides us through thread choices, how to knot, fabrics to use, and tracing techniques. We will also discuss wool, felted wool, wool felt, various threads for embroidery, various techniques for the wool applique and setting options for the quilt.

Long Arm Quilting Classes Wednesdays in April & May from 10:30-1:30, 2:30-5:30 or 6-9 and Barb Boyer \$30 (check calendar for times & dates)

In this class you will learn all about the Nolting long arm quilting machines: loading, threading, quilting. I'll demonstrate how to load and thread, set stitch length, change tension, wind and load bobbins. Then I will load a practice quilt onto the machine and show how to do hand guided quilting. Each student will be given at least 15-20 minutes of practice time. (Each class is limited to 4 students). You will be able to do free hand quilting plus you can practice following a pantograph. Any quilter who wants to rent to machines must take this class first, regardless of whether you have experience on a long arm machine. This class is not designed to teach you everything there is to know about long arm quilting-it's just a start.

Summer School Sessions Barb Boyer \$5 June 9 (Sat), 11 (Mon), July 9 (Mon), 14 (Sat), classes at 1 p.m., 2 p.m., 3 p.m. & 4 p.m.

We are holding refreshed classes, called Summer School, that last 1 hour each. At 1 p.m., we will teach how to put on borders; at 2 the class will be on half square triangles, including how to measure, how to cut, the math involved and how to square up; at 3 the class will be on quarter square triangles; and at 4 the class will be on flying geese, how to cut, sew and square. So if you need a refreshed on one or more of these techniques, each class is only \$5 and lasts 1 hour. The classes are scheduled on Mondays and Saturdays (generally the second Monday and Saturday from June through August). Class is demo only; you don't need to bring anything but yourself.

Nolting Longarm Machines

Nolting has 5 main machines, each with different reaches: from 17" to 30" depending on the machine. They are sold with or without a frame, but after I saw & helped set up one of the steel frames this week, I recommend buying the frame. All machines, except for the Standard--the most economical machine-- have a stitch regulator. I recommend a stitch regulator. All machines can be equipped with a computer and there are a couple of different ones to choose from. In addition, you can get an extended table base so that you can use rulers, you can get larger bobbins on some of the models and on the frames you can get hydraulic lifts to raise and lower the tables. In the coming weeks, I will print out more information on each model.

The best entry level machine is the Fun Quilter. It comes in 17", 20" & 23" reach. It comes with the Intellistitch Equalizer stitch regulator, standard speed control, needle up/down, and fixed handles in the front & rear. This machine can also be equipped with a computer.



The Pro Machine has the Intellistitch Turbo stitch regulator, single stitch option, standard speed control, needle up/down and customizable

handles in the front & rear. The Pro Machine comes in 20", 24" and 30" reach with 10-12" of inside height. There are easy dials on the front to set stitch length and other options. This machine can also be equipped with a computer.



The NV Machine is the newest in the fleet of Nolting machines. This machine has a touch screen with programmable stitch regulation. You can stitch in 4 different stitch modes plus single stitch and needle up/down. It also has an adjustable brightness LED work light. This machine can also be equipped with a computer.



Nolting also has a commercial machine with the Intellistitch Equalizer stitch regulator, standard speed control, needle up/down, and fixed handles in the front & rear. This machine can also be equipped with a computer.

HAND EMBROIDERY CLUB

If you want to learn to hand embroider or just brush up your technique, join us on the second Saturday of the month from 10 to noon. We use printed patterns and some vintage free patterns that you can embroider, embellish and color. Depending on the projects, each month Kathy Sconce shows us a new stitch to try, plus, she guides us through thread choices, how to knot, fabrics to use, and tracing techniques.

Knit Pickin' Club

This is another get-together class to sit & knit, work on our projects, share information and get some help. We will share techniques, suggest patterns, but mainly we'll sit & knit (or pick).

Toad Toters

On full moon days (as noted in the calendar) you will get 20% off all purchases (not otherwise discounted) that you can fit in your bag. You must bring your bag to participate.

Full Moon Days: Sept. 24, Oct. 24, Nov. 23, Dec. 23

Discount Policy

We will honor only one discount -- whichever is largest. You can't combine a 10% with a 25% discount to get a 35% discount. On this we can't be bribed."

Color of the Month

September orange, October Halloween, November red, December Christmas

Join the fun and come feel the difference of quality fabrics.

Happy quilting!

Sincerely, Barbara Boyer

Around the Block

307-433-9555

www.aroundtheblockquilts.com