

# Come to the Show!

Don't forget the Cheyenne Heritage Quilt Show, August 16-18. Admission: Free!  
First United Methodist Church, 108 E 18th  
Show times: Aug 16 from 3-8; Aug 17 10-5; Aug 18 10-4.

**Sue Frerich is the featured quilter, so you will see many of her wonderful quilts hanging at the show.**

Demonstrations on Aug 18:

11 am Laraine Hutchinson, Make & Take project

12 pm Barb Boyer, prepare your quilt for long arm quilting

1 pm Penny Olive, free motion quilt techniques

The show also has vendors. I will have a booth and there will be a scissor sharpening vendor.



August 3, 2018

It's been a hail of a week.

Becca thought that was funny.

"Are you really going to say that in your story? You know that's not a nice word."

"Becca, I said hail, not he..., well, you get the idea. They are two very different words that just sound a bit alike. How do you know about that anyway? Wait, I don't even want to know." Becca just grinned.

But it's true it was a hail week for sure. We got hail on Wednesday, Thursday and Sunday. Maybe even on Saturday. But I'm mainly talking

about Sunday. The skylights over the quilt room shattered again and there is glass everywhere on the floor, on the table, in bags, on fabric. The brand new one year old roof is also a goner.

"Yeah I know we got hail," she said. "You weren't here. We were. It's a good thing you have a deck we can hide under. Your brother could have used those hail stones to play golf, they were that big."

"You haven't seen the back yard," I told her. "The lilacs got stripped, the ivy on the chimney is also nonexistent, the string of patio lights are on the ground, the grill is pockmarked as is the riding lawn mower and the Russian olive trees look like someone took a razor blade to them."

"You don't like those trees anyway, so what's the difference?" she said.

She had a point. They smell nice in the spring, but they grow like weeds and have lots of thorns on the branches. It makes it hard to mow around. I'm not fond of the ivy either, but I know it will grow back. You can't kill it any more than you can the Russian olive trees. I'm a little excited that the hail hit the riding lawn mower. In many ways I'd love to replace it, but it's old and I don't know how much the insurance will cover. In other ways, I am kinda fond of it. It is pretty indestructible, especially the way I drive it.

"And you really need to get the alien watching cot replaced this year," she admonished. "I'm too scared to sleep on it, it's so ripped up."

She's right about that, too. I had some damage to the cot during last year's hail storm but I didn't have a chance to get to Cabella's to replace it. Now there's not much left to it. I haven't had a chance to check out the other lounge chair and pad, the deck or the new dog houses. Or the siding. Or the windows. I do know a pot & dog food bowl were shattered. Strangely, a glass hummingbird feeder that hangs by a window escaped being shattered.

There was also a report of a tornado touching down near by and I wonder if the damage to the trees and lilac bushes were caused by a little wind action as well. I asked Becca if she saw anything.

"Right. You think I'm going to stand in the middle of the yard, with golf ball hail raining down, to check for a tornado? I'm not from Nebraska."

She's right about that, too. When a tornado siren goes off, the first thing Nebraskans do is go out for a look. Actually, on Sunday, that's what most of us did at the Vandehi Plaza. We went outside to watch the storm as it

paraded by to the north and east.


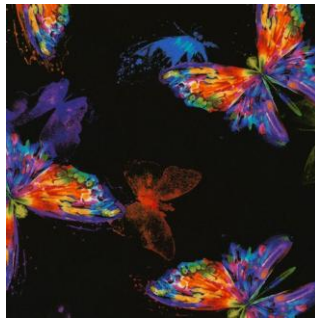
We also had hail inside the quilt shop. That's right. It hailed right through an open vent that the maintenance folks forgot to secure. You could hear the pinging of the hail inside the shop and when I looked, I had hail stones, little ones to be sure, but hail none the less on the carpet in the old classroom. And rain water. I was more than a little angry. This is the third time in less than 6 months that this vent has not been properly secured. It's a long story, but I will willingly tell you about it if you ask and I'll tell you which company in town is responsible. Or irresponsible.

---




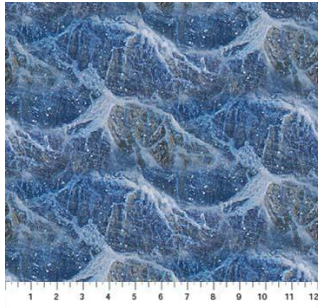
## WHAT'S NEW!!

Notions are here: Lama pattern, rulers, cutters, blades, floss, pins, patterns, beginning quilt books, thimbles, Zig Zag, Wool pressing pad, mini note pads, patterns to go with the Hearthside Holiday fabric. More cutters, floss, patterns, wool--lots of new wool in oranges, red & greens, thread heaven, rulers.

From Timeless Treasures: And before you say anything--yes, we have a lot of dinosaur fabric, but the black skeleton one glows in the dark!




From Northcott:




From Henry Glass: All flannels





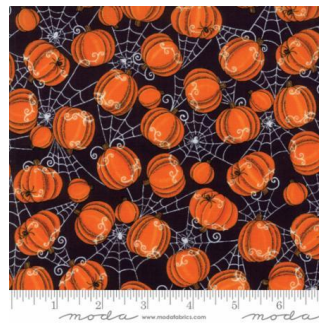

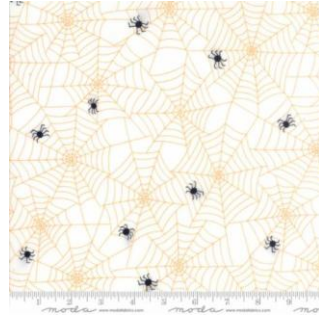
From Timeless Treasures:








And one other train fabric

From Moda:






From Northcott:



From Hoffman:





From Estudio:









From P & B:







From Stof:







From Moda:



(in white, not gray)

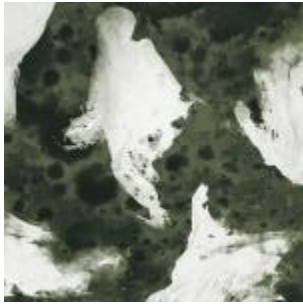





Alexander Henry:





From Blank:




These 3 (ghosts, spiders & long panel) are glow in the dark




From Northcott:





From Estudio:



## **SIGN UP FOR LONG ARM QUILTING CLASSES TODAY!**

**Classes are on Wednesdays and some Saturdays: 10:30-1:30; 2:30-5:30, or 6-8:30. Check the calendar for dates. Only 4 to a class.**

**Rentals have started for those who have taken the class. Tuesdays and Fridays, and a couple of Saturday and Sunday rentals. Check the calendar for rentals. Generally, there are 2 rentals times per day: 10:30-2 and 2:30-6. \$25/hr or \$85 for 3 1/2 hours. \$50 minimum. Plus \$5/bobbin for thread. Most quilts (double and smaller), even for beginners, will take about 2 1/2-3 hours. We will discuss what you plan to do on your quilt and will help you estimate how long it will take.**

Class descriptions follow the calendar, so keep scrolling. Classes are listed alphabetically.

Fall Schedule:

The fall schedule will be out in a couple of weeks. Some of the classes we are thinking about include a collaborative quilt using Gwen Marston techniques; a

project from Annette Ornelas; a tumbling block/3-D quilt using Marcie Baker's technique; Baltimore Woods applique; a nutcracker wall hanging; a diamond quilt using rulers from Deb Tucker; a halloween quilt featuring Frankenstein; t-shirt quilt; Triangle Frenzy and much more. We'll see what we can squeeze into the schedule.

I'm also thinking about doing some bag classes (gift bags, tote bags, project bags), many featuring zippers. So if you have never put a zipper into something since 7th grade home ec, you might want to check it out.

---



---

## August

---


Sunday	Monday	Tuesday	Wednesday	Thursday	Friday	Saturday
			1 Long Arm Quilt classes 10:30-1:30; 2:30-5:30; OR 6-9	2 Beginning Quilt 1-4	3 Long arm rental day	4 BOM 10:30 Long arm class 1-4 Great Pumpkin 4- 6
5 CLOSED	6	7 Long arm rental day	8 Disappearing 9-Patch 10:30-5  Knit Pickers' Club 6-8:30	9	10 Long arm rental day	11 Embroidery Club 10-noon Summer School Sessions, 1, 2, 3 & 4
12 Beginning Quilt 1-4	13 Summer School Sessions, 1, 2, 3 & 4	14 Long arm rental day	15	16	17 Long arm rental day	18 Disappearing Triangles 10:30-5
19	20	21 Long arm rental day	22 Long Arm Quilt classes 10:30-1:30; 2:30-5:30; OR 6-9	23	24 Long arm rental day	25 Long arm rental day
26	27	28	29	30	31	



Full Moon		Long arm rental day			Long arm rental day	
Color of the month: black						

**Block of the Month First Sat of month 10:30-11:15 FREE Barb Boyer**

Join at any time. You get a free fat quarter if you come to class with the previous month's completed block. This year we're making a "modern" quilt. Something new, something different. I will provide some other options as we explore the modern quilt world.



**English Paper Piecing Club 4th (or last) Mondays 2-4 Barb Boyer \$20**

English paper piecing dates back to the early 1800s. It is a hand sewing method that uses paper templates to help sew complex angles together, like hexagons. Any number of different designs can be made, including Grandmother's Flower Garden-this is the pattern I am STILL doing this year. Several patterns will be available, including traditional Flower Garden and the Downton Abbey free pattern.

**Hand Embroidery Club 2nd Sat. of the month, 10-noon FREE Kathy Sconce**

If you want to learn to hand embroider or just brush up your technique, join us on the second Saturday of the month from 10 to noon. You can work on your own projects or you can join the project we are doing. This year we are following a purchased pattern called My Crazy Life. It is wool appliques on flannel backgrounds. Then we will explore a variety of embroidery stitches to embellish each block-4 six inch blocks per month (or whatever you choose to do), for a total of 48 blocks. Each month Kathy Sconce shows us a new stitch to try, plus, she guides us through thread choices, how to knot, fabrics to use, and tracing techniques. We will also discuss wool, felted wool, wool felt, various threads for embroidery, various techniques for the wool applique and setting options for the quilt.

### **Hand Quilting Wed As scheduled Sandra Freeburg \$25**

Hand quilting is an art that should not be lost. By the end of Sandra's class you will be hand quilting with confidence. Everyone has at least one special quilt that calls out for hand quilting. And there is nothing better than the feel of a hand quilted quilt. Do yourself a favor and learn this art that connects us to our past -- our mothers, grandmothers and great grandmothers.

### **Knit Pickers' Club 2nd Wed of each month, 6-8:30 Carol Moler**

Every second Thursday, we're getting together to practice our knitting. The Club is open to all skill levels. We want to share what we've learned, find new patterns, and simply just sit and knit. This year we are doing a knit along project involving 6" squares. Each month we will learn a different pattern (or 2), make it into a square and eventually put all the squares into one project-afghan, scarf, bag, etc. Join us & learn some new stitches!

### **Long Arm Quilting Classes Wednesdays in April & May from 10:30-1:30, 2:30-5:30 or 6-9 and Barb Boyer \$30 (check calendar for times & dates)**

In this class you will learn all about the Nolting long arm quilting machines: loading, threading, quilting. I'll demonstrate how to load and thread, set stitch length, change tension, wind and load bobbins. Then I will load a practice quilt onto the machine and show how to do hand guided quilting. Each student will be given at least 15-20 minutes of practice time. (Each class is limited to 4 students). You will be able to do free hand quilting plus you can practice following a pantograph. Any quilter who wants to rent to machines must take this class first, regardless of whether you have experience on a long arm machine. This class is not designed to teach you everything there is to know about long arm quilting-it's just a start.

### **Monthly Minis First Saturday of the Month, Feb-Dec. 4-6 FREE**

This year we are going to do the Great Pumpkin Quilt, a purchased pattern. It will start in February because we are still finishing last year's Holiday Houses in January. Starting in February we will work on the Great Pumpkin quilt. We will plan to do 2 blocks a month, and do the top banner section over two months. In class we will



discuss use of color in the backgrounds and pumpkins. We will also discuss and learn various machine applique techniques to use on the blocks.

**Nine patch Snowball Quilt Sue Frerich Sat July 28, 10:30-5 \$20**

Learn how to the 9-patch block + snowball block turns squares into circles. We will teach the block in one size, but offer other sizes of blocks that are also suitable for 2 1/2" pre cut strips. If you need a quick western quilt, baby quilt, 30s reproduction quilt--this one makes up quickly. This is another one of our summer fun quilts. Technique to learn: How to make the corners of snowballs to the 9-patch seams.

**Summer School Sessions Barb Boyer \$5 June 9 (Sat), 11 (Mon), July 9 (Mon), 14 (Sat), classes at 1 p.m., 2 p.m., 3 p.m. & 4 p.m.**

We are holding refreshed classes, called Summer School, that last 1 hour each. At 1 p.m., we will teach how to put on borders; at 2 the class will be on half square triangles, including how to measure, how to cut, the math involved and how to square up; at 3 the class will be on quarter square triangles; and at 4 the class will be on flying geese, how to cut, sew and square. So if you need a refreshed on one or more of these techniques, each class is only \$5 and lasts 1 hour. The classes are scheduled on Mondays and Saturdays (generally the second Monday and Saturday from June through August). Class is demo only; you don't need to bring anything but yourself.

## Nolting Longarm Machines

Nolting has 5 main machines, each with different reaches: from 17" to 30" depending on the machine. They are sold with or without a frame, but after I saw & helped set up one of the steel frames this week, I recommend buying the frame. All machines, except for the Standard--the most economical machine-- have a stitch regulator. I recommend a stitch regulator. All machines can be equipped with a computer and there are a couple of different ones to choose from. In addition, you can get an extended table base so that you can use rulers, you can get larger bobbins on some of the models and on the frames you can get hydraulic lifts to raise and lower the tables. In the coming weeks, I will print out more information on each model.

The best entry level machine is the Fun Quilter. It comes in

17", 20" & 23" reach. It comes with the Intellistitch Equalizer stitch regulator, standard speed control, needle up/down, and fixed handles in the front & rear. This machine can also be equipped with a computer.



The Pro Machine has the Intellistitch Turbo stitch regulator, single stitch option, standard speed control, needle up/down and customizable handles in the front & rear. The Pro Machine comes in 20", 24" and 30" reach with 10-12" of inside height. There are easy dials on the front to set stitch length and other options. This machine can also be equipped with a computer.



The NV Machine is the newest in the fleet of Nolting machines. This machine has a touch screen with programmable stitch regulation. You can stitch in 4 different stitch modes plus single stitch and needle up/down. It also has an adjustable brightness LED work light. This machine can also be equipped with a computer.



Nolting also has a commercial machine with the Intellistitch Equalizer stitch regulator, standard speed control, needle up/down, and fixed handles in the front & rear. This machine can also be equipped with a computer.

\*\*\*\*\*

#### HAND EMBROIDERY CLUB

If you want to learn to hand embroider or just brush up your technique, join us on the second Saturday of the month from 10 to noon. We use printed patterns and some vintage free patterns that you can embroider, embellish and color. Depending on the projects, each month Kathy

Sconce shows us a new stitch to try, plus, she guides us through thread choices, how to knot, fabrics to use, and tracing techniques.

\*\*\*\*\*

#### Knit Pickin' Club

This is another get-together class to sit & knit, work on our projects, share information and get some help. We will share techniques, suggest patterns, but mainly we'll sit & knit (or pick).

#### Toad Toters

On full moon days (as noted in the calendar) you will get 20% off all purchases (not otherwise discounted) that you can fit in your bag. You must bring your bag to participate.

Full Moon Days: Jan 1, Jan 31, March 1, March 31, April 29, May 29, June 28, July 27; August 26

#### Discount Policy

We will honor only one discount -- whichever is largest. You can't combine a 10% with a 25% discount to get a 35% discount. On this we can't be bribed."

#### Color of the Month

July Brown; August black

Join the fun and come feel the difference of quality fabrics.

Happy quilting!

Sincerely, Barbara Boyer

Around the Block

307-433-9555

[www.aroundtheblockquilts.com](http://www.aroundtheblockquilts.com)

Around the Block, 453 Vandehie Suite 120, Cheyenne, WY 82009