



Around the Block
QUILT SHOP

April 27, 2018

I think the news of the week has to be the brawl that broke out on a golf course. Now, my favorite thing about watching golf on a Sunday afternoon is how quiet things are. I can get a good couple hours of snooze time, lulled into senselessness by all the whispering. You can't snooze during football-way too loud-and you can't snooze during tennis, at least when you're watching the women. The grunts and shrieks can induce nightmares.

So I found it fascinating that a sport that you're supposed to take up to reduce stress (I'm making that up. I suspect that golf provides a great deal of stress to some who play) would produce a barroom style brawl. And all because some 4-some wasn't playing fast enough. Weapons were used (I'm hoping just 9 irons or wedgies, or is that wedges, and not guns) and broken bones resulted. The cops showed up driving golf carts, of course, driving properly on the cart paths to arrest the malcontents.

In other news that's important, you need to know how to pronounce the new royal baby's name: Loo-wee, or Lou-ee. No s. He's 5th in line for the throne, until his siblings start having kids. Then, I think, they bring out the abacus to determine who's in what position. It's all very complicated and I think there is one guy that is hired to keep track. It's probably a full time job.

Now, in case you're wondering where the royal baby's name came from, it's from the Harry Potter world. Yup. His official full name is Louis Arthur Charles. Louis, for you non Potter fans, is the son of Bill Weasley (oldest son of Arthur Weasley) and Fleur Delacour. Arthur is the dad of the clan (Arthur Weasley), and Charles, or Charlie, is the second oldest Weasley kid. Okay, I'm kidding. His name come from wonderful relatives both living and

long gone.

And then there is the list of the 100 best action movies, and you know there is something wrong with the world when the Lego Movie comes in about #41. Seriously?

We could talk about the guy that has been attacked by a bear and bitten by a shark-not at the same time, fortunately, but all within the same year. He lives in Colorado, which probably explains it. And, he's also been bitten by a rattlesnake. Did I mention he's only 20? "My parents are grateful I'm still alive," he said. I think that's an understatement.

And finally, in space news, which is often my favorite place to find the weirdest stuff, a meteoroid exploded over Michigan-actually this happened in January, sorry. I just read about it today. Anyway, it was huge and created this amazing ball of light. Scientists estimated the meteoroid to be one or two yards across, and weighed more than a metric ton and "traveled 40,000 to 50,000 miles to Earth." That last quoted part is lifted straight out of the story. And that's the weird part, in case you were wondering.

I actually think this meteoroid traveled a lot farther to get here than just 40,000 miles away. Otherwise there is some big giant thing living just outside earth's atmosphere, throwing big rocks at us. And I don't think that is very likely. This meteoroid, or to be more specific, a bolide because it exploded into a fireball, was an asteroid on its way through space when it just fell through our atmosphere which starts about 40,000 miles up. I've read Neil DeGrasse Tyson's book, *Astrophysics for People in a Hurry*, so I know about these things.


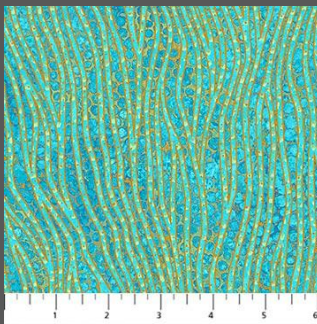
Becca, by the way, is keeping a low profile these days. I've said something to her about going for a haircut because her coat is becoming a pelt and either I have to take the scissors to her or she has to go for a salon treatment. And that has her worried. Becca, if you don't know, is my mini Australian Shepherd, and she worries about everything. She's never had a spa day but I've told her that if she ever wants her memoirs published, she'll have to get used to being primped and blown. She's not sure what that means, but I suggested that treats were involved. I'll keep you posted.

WHAT'S NEW!!




We got lots of notions in, including 60 degree triangles, blades, cutters, wool (we

brought all the wool to Shop Hop), patterns and books.

From Northcott:



From Timeless Treasures:



From Henry Glass:



wool





wool

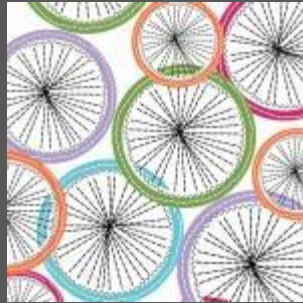


wool

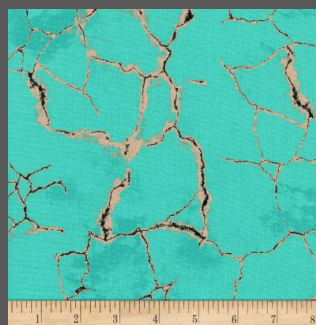



wool










From Cotton & Steel:



From Hoffman:



From RJR:





From Moda:





From Henry Glass:


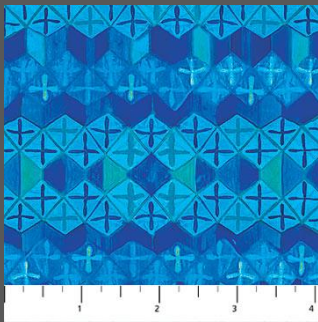
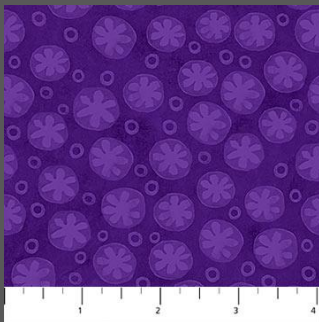
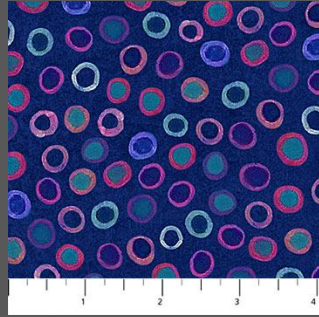



From Moda:





From Northcott:













From Henry Glass:





From Henry Glass, the Nana Mae 30s collection:







From Northcott:



From Hoffman:





SIGN UP FOR LONG ARM QUILTING CLASSES TODAY!

Classes are on Wednesdays and Saturdays in April: 10:30-1:30; 2:30-5:30, or 6-8:30. Check the calendar for April dates. Only 4 to a class.

Rentals have started for those who have taken the class. Tuesdays and Fridays, and a couple of Sunday rentals only for right now. Check the April calendar for rentals on Sunday. 2 rentals times per day: 10:30-2 and 2:30-6. \$25/hr or \$85 for 3 1/2 hours. \$50 minimum. Plus \$5/bobbin for thread. Most quilts (double and smaller), even for beginners, will take about 2 1/2-3 hours. We will discuss what you plan to do on your quilt and will help you estimate how long it will take.

Class descriptions follow the calendar, so keep scrolling. Classes are listed alphabetically.

April

Sunday

Monday

Tuesday

Wednesday

Thursday

Friday

Saturday

1 CLOSED EASTER	2	3 Long arm rental day	4 Long Arm Quilt class 10:30-1:30; 2:30-5:30; 6-9	5	6 Long arm rental day	7 BOM 10:30 Floral Menagerie 1-4 Great Pumpkin 4-6
8 Long arm rental day	9	10 Long arm rental day	11 Long Arm Quilt class 10:30-1:30; 2:30-5:30 Knit Pickers' Club 6- 8:30	12	13 Long arm rental day	14 Embroidery Club 10- noon Long Arm Quilt class 2:30-5:30
15 Long arm rental day	16	17 Long arm rental day	18	19	20 Shop Hop	21 Shop Hop
22	23	24 Long arm rental day	25 Long Arm Quilt class 10:30-1:30; 2:30-5:30; 6-9	26 Paper Piecing 1- 4	27 Long arm rental day	28 One Block Wonder Panel 10:30-4
29 Pillow Case Party 1-4 FULL MOON	30 English Paper Piecing1- 4					Color of the month: Yellow


May

Sunday	Monday	Tuesday	Wednesday	Thursday	Friday	Saturday
		1 Long arm rental day	2 Long Arm Quilt classes 10:30- 1:30; 2:30-5:30; OR 6-9	3	4 Long arm rental day	5 BOM 10:30 Floral Menagerie 1-4

						Great Pumpkin 4-6
6 CLOSED	7	8 Long arm rental day	9 Long Arm Quilt class; 2:30-5:50 Knit Pickers' Club 6- 8:30	10	11 Long arm rental day	12 Embroidery Club 10-noon One Block Wonder Panel 1-6
13	14	15	16	17	18	19
20	21	22 Long arm rental day	23 Long Arm Quilt classes 10:30- 1:30; 2:30-5:30	24	25 Long arm rental day	26 One Block Wonder Panel 10:30-4
27 Long arm rental day	28	29 FULL MOON	30 Long Arm Quilt classes 10:30- 1:30; 2:30-5:30; OR 6-9	31		Color of the month: Neutrals: beige/ white

Block of the Month First Sat of month 10:30-11:15 FREE Barb Boyer

Join at any time. You get a free fat quarter if you come to class with the previous month's completed block. This year we're making a "modern" quilt. Something new, something different. I will provide some other options as we explore the modern quilt world.



English Paper Piecing Club 4th (or last) Mondays 2-4 Barb Boyer \$20

English paper piecing dates back to the early 1800s. It is a hand sewing method that uses paper templates to help sew complex angles together, like hexagons. Any number of different designs can be made, including Grandmother's Flower Garden-this is the pattern I am STILL doing this year. Several patterns will be available, including traditional Flower Garden and the Downton Abbey free pattern.

Hand Applique/Back Basting Wed Jan 17, 10-noon Sandra Freeburg \$25

Back basting is a template free method of needle turn applique. No slippery freezer paper or chalked lines on top that never seem to get turned under quite right. This method is especially great for traveling, because your pieces will be basted onto your background -- no need for pins to get in the way. This class is great for beginners and all levels of appliquers. Don't let hand applique frustrate you. It's really easy and relaxing!

Hand Embroidery Club 2nd Sat. of the month, 10-noon FREE Kathy Sconce

If you want to learn to hand embroider or just brush up your technique, join us on the second Saturday of the month from 10 to noon. You can work on your own projects or you can join the project we are doing. This year we are following a purchased pattern called My Crazy Life. It is wool appliques on flannel

backgrounds. Then we will explore a variety of embroidery stitches to embellish each block-4 six inch blocks per month (or whatever you choose to do), for a total of 48 blocks. Each month Kathy Sconce shows us a new stitch to try, plus, she guides us through thread choices, how to knot, fabrics to use, and tracing techniques. We will also discuss wool, felted wool, wool felt, various threads for embroidery, various techniques for the wool applique and setting options for the quilt.

Hand Quilting Wed Jan 31, 10-noon Sandra Freeburg \$25

Hand quilting is an art that should not be lost. By the end of Sandra's class you will be hand quilting with confidence. Everyone has at least one special quilt that calls out for hand quilting. And there is nothing better than the feel of a hand quilted quilt. Do yourself a favor and learn this art that connects us to our past -- our mothers, grandmothers and great grandmothers.

Hunter Star, the easy way in June 16 10:30-5 Barb Boyer \$20

The Hunter looks complicated, but with the fast & easy tool, it's a snap. We are getting beautiful collections that I bought specifically for this class. If you are looking to learn a new technique, this is a great quilt for that.



Knit Pickers' Club 2nd Wed of each month, 6-8:30 Carol Moler

Every second Thursday, we're getting together to practice our knitting. The Club is open to all skill levels. We want to share what we've learned, find new patterns, and simply just sit and knit. This year we are doing a knit along project involving 6" squares. Each month we will learn a different pattern (or 2), make it into a square and eventually put all the squares into one project-afghan, scarf, bag, etc. Join us & learn some new stitches!

Long Arm Quilting Classes Wednesdays in April & May from 10:30-1:30, 2:30-5:30 or 6-9 and Barb Boyer \$30 (check calendar for times & dates)

In this class you will learn all about the Nolting long arm quilting machines: loading, threading, quilting. I'll demonstrate how to load and thread, set stitch length, change tension, wind and load bobbins. Then I will load a practice quilt onto the machine and show how to do hand guided quilting. Each student will be given at least 15-20 minutes of practice time. (Each class is limited to 4 students). You will be able to do free hand quilting plus you can practice following a pantograph. Any quilter who wants to rent to machines must take this class first, regardless of whether you have experience on a long arm machine. This class is not designed to teach you everything there is to know about long arm quilting-it's just a start.



Monthly Minis First Saturday of the Month, Feb-Dec. 4-6 FREE

This year we are going to do the Great Pumpkin Quilt, a

purchased pattern. It will start in February because we are still finishing last year's Holiday Houses in January.

Starting in February we will work on the Great Pumpkin quilt. We will plan to do 2 blocks a month, and do the top banner section over two months. In class we will discuss use of color in the backgrounds and pumpkins. We will also discuss and learn various machine applique techniques to use on the blocks.

One Block Wonder Panel Quilt Sat April 28 & May 12 & 26 see calendar for times

\$30 Sue Frerich

For all of you who missed the class before, you don't want to miss this class-we won't have it on the schedule again for awhile. The technique is called One Block Wonder and you need 7 panels for the quilt. Sue used a beautiful eagle print (keep your fingers crossed, we may be able to get 1 bolt). But we have lots of interesting panels that would make a fantastic One Block Wonder Panel Quilt. (I'm looking at the Star Wars panels....). The technique used is similar to a Stack & Whack quilt, but the difference is in how it is sewn together. This is truly a stunning quilt. You don't want to miss this class!



Pillow Case Party Sun. April 29 1-4 FREE

If you've never made a pillow case, or just want some time to sew a pillow case, this class is for you. This is a great mother/daughter styled class and pillow cases make great presents!

Spoon Quilting Wed Feb 7, 10-noon Sandra Freeburg \$25

No more sore fingers! Learn to Spoon Quilt, with a special spoon quilting tool. This tool helps you keep your stitches tiny and even without pricking your finger. Need to have basic quilting skills (rocking motion quilting).

Nolting Longarm Machines

Nolting has 5 main machines, each with different reaches: from 17" to 30" depending on the machine. They are sold with or without a frame, but after I saw & helped set up one of the steel frames this week, I

recommend buying the frame. All machines, except for the Standard-- the most economical machine-- have a stitch regulator. I recommend a stitch regulator. All machines can be equipped with a computer and there are a couple of different ones to choose from. In addition, you can get an extended table base so that you can use rulers, you can get larger bobbins on some of the models and on the frames you can get hydraulic lifts to raise and lower the tables. In the coming weeks, I will print out more information on each model.

The best entry level machine is the Fun Quilter. It comes in 17", 20" & 23" reach. It comes with the Intellistitch Equalizer stitch regulator, standard speed control, needle up/down, and fixed handles in the front & rear. This machine can also be equipped with a computer.



The Pro Machine has the Intellistitch Turbo stitch regulator, single stitch option, standard speed control, needle up/down and customizable handles in the front & rear. The Pro Machine comes in 20", 24" and 30" reach with 10-12" of inside height. There are easy dials on the front to set stitch length and other options. This machine can also be equipped with a computer.



The NV Machine is the newest in the fleet of Nolting machines. This machine has a touch screen with programmable stitch regulation. You can stitch in 4 different stitch modes plus single stitch and needle up/down. It also has an adjustable brightness LED work light. This machine can also be equipped with a computer.



Nolting also has a commercial machine with the Intellistitch Equalizer stitch regulator, standard speed control, needle up/down, and fixed handles in the front & rear. This machine can also be equipped with a computer.

HAND EMBROIDERY CLUB

If you want to learn to hand embroider or just brush up your technique, join us on the second Saturday of the month from 10 to noon. We use printed patterns and some vintage free patterns that you can embroider, embellish and color. Depending on the projects, each month Kathy Sconce shows us a new stitch to try, plus, she guides us through thread choices, how to knot, fabrics to use, and tracing techniques.

Knit Pickin' Club

This is another get-together class to sit & knit, work on our projects, share information and get some help. We will share techniques, suggest patterns, but mainly we'll sit & knit (or pick).

Toad Toters

On full moon days (as noted in the calendar) you will get 20% off all purchases (not otherwise discounted) that you can fit in your bag. You must bring your bag to participate.

Full Moon Days: Jan 1, Jan 31, March 1, March 31, April 29, May 29

Discount Policy

We will honor only one discount -- whichever is largest. You can't combine a 10% with a 25% discount to get a 35% discount. On this we can't be bribed."

Color of the Month

January purple; February red, March green, April yellow; May neutrals: whites & beiges

Join the fun and come feel the difference of quality fabrics.

Happy quilting!

Sincerely, Barbara Boyer

Around the Block

307-433-9555

www.aroundtheblockquilts.com

