

SIGN UP FOR LONG ARM QUILTING CLASSES TODAY!

Classes are on Wednesdays and Saturdays in April: 10:30-1:30; 2:30-5:30, or 6-8:30. Check the calendar for April dates. Only 4 to a class.

Rentals have started for those who have taken the class. Tuesdays and Fridays, and a couple of Sunday rentals only for right now. Check the April calendar for rentals on Sunday. 2 rentals times per day: 10:30-2 and 2:30-6. \$25/hr or \$85 for 3 1/2 hours. \$50 minimum. Plus \$5/bobbin for thread. Most quilts (double and smaller), even for beginners, will take about 2 1/2-3 hours. We will discuss what you plan to do on your quilt and will help you estimate how long it will take.



April 7, 2018

I love words. And I love to make up words. But it often annoys me when advertisers do it and expect me to understand what they're talking about. Or if they do cutesy word combinations or weird spellings.

For example: Two-bear mambo. There is a tv show called Hap & Leonard. It pulls from a book by Joe R. Lansdale....and excuse me for interrupting myself, but I find it a bit odd that so many people are known, or called, by their full name and middle initial. It's not Joe Lansdale, it's Joe R. Lansdale. Or John F. Kennedy, or Rutherford B. Hayes. I get it when you have to distinguish between two different Bushes or for bank account purposes. But otherwise?

Sorry. As I was saying this Joe Lansdale wrote a book called the Two-Bear

Mambo and the gist of the book is a boyfriend enlists the help of Hap & Leonard to find his missing girlfriend. As Wikipedia describes it, "This novel is full of suspense and violence...." I think the tv show is the same, so I'm not really interested. But the tv ad promotes the show saying, Hap & Leonard ARE the Two-Bear Mambo, as if that means anything. It's as though the ad is saying there are no other detectives that are two-bear mambos. And, like I said, I have no idea what even one-bear mambo is or why two bears would be dancing and if they did why that has anything to do with detective work.

And it annoyed me enough that I decided to look up the phrase. I don't think the phrase actually exists outside of the book title, although in February of this year (possible when the ads started for the show?) the Urban Dictionary defined the term as two strong adversaries engaged in a battle they both will lose. Which is a little confusing as it relates to the tv show. Now I have this idea that the two detectives battle each other during the show and they both wind up dead. And I don't think that is really the case, but I have no desire to watch to find out.

Then there is the product with, let's just say, an interesting name. I made the mistake of looking this one up, as there are more than one products with this kind of name: Poo Be Gone. Or, Poo-Pourri ® Before-You-Go® (they've actually trademarked this), or Master Crapsman, which is the "perfect gift for the handyman in your life!" It is sold as a set and comes with 2 oz of Trap-a-Crap and Royal Flush scents. There's also V.I. Poo and Gone Flushing. Okay, that's enough.

But the worst one is the guy that does the ad on tv for MaskaDoo. The guy wears a blue shirt and a checkered bow tie. He looks like one of those guys that hung around the barbershop on the Andy Griffith show. The nerdy little guy claims, "It neutralizes the eewee (and he holds his nose) of your poo with enzymes (and he bends down to spritz it into a toilet). So mask your poo with Maskadoo!"

And finally, Roku has introduced a new sock line (and you know I love socks, they are always on my Christmas wish list) that lets you control the tv remote with your toes. This is actually pretty cool, because as you are stretched out in your easy chair, feet pointed to the remote, all you need to do is wiggle your big toe and you can access the online menu on your tv. Pretty great huh?

So I am a week late on my April Fools post. Can you guess which of the above stories are true? Answer above the calendar.

Springtime in the Rockies Shop Hop!

April 20-21

The Ranch, First National Bank Building, Loveland, CO

Our theme for this year's quilt show is Modern Quilts and we are asking for your participation. Design your own modern quilt or use a commercial pattern that embraces the modern quilting movement. To participate, fill out an entry form and bring it to the shop with your quilt by April 2. Forms are available here, just ask me for one. Quilts will hang at the Springtime in the Rockies Shop Hop at the Ranch, April 20 & 21. Gift Basket Prizes awarded: \$400 1st, \$300 2nd, and \$200 3rd, selected by Viewer's Choice. Quilts and prizes can be collected from me after the show.

A few rules: Quilts must be made by entrant and made within the last 6 months.

Our challenge this year is cats & dogs! Big ones, little ones, funny ones, short ones, tall ones. Design your own project or use a commercial pattern. To participate, fill out an entry form (get from me) and bring it to the shop with your project by April 2. Wallhangings, totes or other interpretations of cats and dogs no larger than 60" X 60" will be accepted. Last year Tracy Wilson won! Can we take home the prize again this year?!!!!

Projects will hang at the Springtime in the Rockies Shop Hop at the Ranch, April 20 & 21. Gift Basket Prizes awarded: \$150 1st; \$100 2nd; \$50 3rd, selected by Viewer's Choice. Projects and prizes can be collected from me after the show.

A few rules: Projects must be made by entrant and made within the last 6 months.


WHAT'S NEW!!





From Henry Glass:



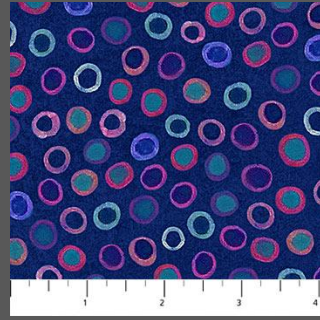


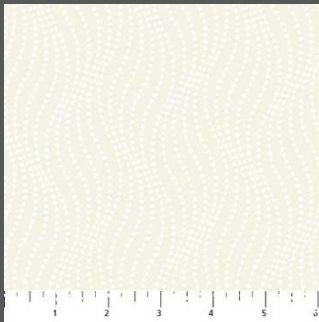



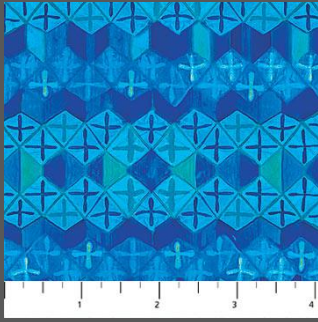

From Moda:



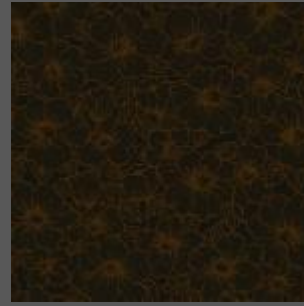



From Northcott:






From Studio E:





this is brown

this is brown



From P & B:



Clothworks:





These last two are panels (just the turtle & pelican) that are only half shown above.

From Henry Glass:



From Moda:





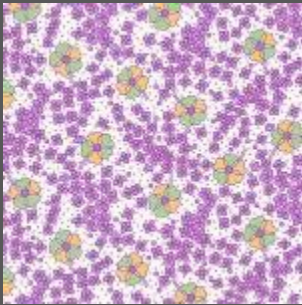






From Benartex:





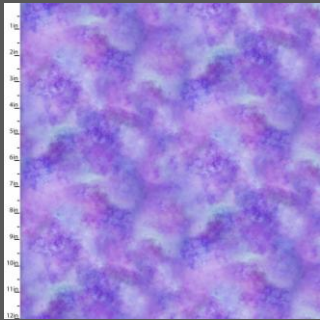




From Henry Glass, the Nana Mae 30s collection:






From 3 Wishes:

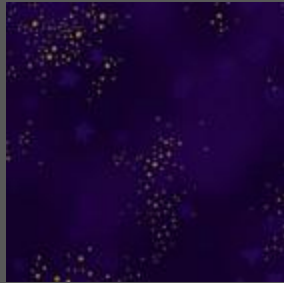





From Northcott:



From Clothworks (the bolts are flannel and the precuts are cotton/flat):



From Hoffman:





From Elizabeth Studio:





From M & S Textiles:





From Robert Kaufman:



Class descriptions follow the calendar, so keep scrolling. Classes are listed alphabetically.

April Fools

Well, I wish what isn't true was true and what is true isn't true.
Everything is true, except for the socks. No Roku remotes in socks. Yet.

Happy April Fools Day! A week late.

April

Sunday	Monday	Tuesday	Wednesday	Thursday	Friday	Saturday
1 CLOSED EASTER	2	3 Long are rental day	4 Long Arm Quilt class 10:30-1:30; 2:30-5:30; 6-9	5	6 Long are rental day	7 BOM 10:30 Floral Menagerie 1-4 Great Pumpkin 4-6
8 Long arm rental day	9	10 Long are rental day	11 Long Arm Quilt class 10:30-1:30; 2:30-5:30 Knit Pickers' Club 6- 8:30	12	13 Long are rental day	14 Embroidery Club 10- noon Long Arm Quilt class 2:30-5:30
15 Long arm rental day	16	17 Long are rental day	18	19	20 Shop Hop	21 Shop Hop
22	23	24 Long are rental day	25 Long Arm Quilt class 10:30-1:30; 2:30-5:30; 6-9	26 Paper Piecing 1- 4	27 Long are rental day	28 One Block Wonder Panel 10:30-4


29
**Pillow
Case
Party
1-4
FULL
MOON**

30
**English
Paper
Piecing1-
4**

**Color of
the
month:
Yellow**

Block of the Month First Sat of month 10:30-11:15 FREE Barb Boyer

Join at any time. You get a free fat quarter if you come to class with the previous month's completed block. This year we're making a "modern" quilt. Something new, something different. I will provide some other options as we explore the modern quilt world.



English Paper Piecing Club 4th (or last) Mondays 2-4 Barb Boyer \$20

English paper piecing dates back to the early 1800s. It is a hand sewing method that uses paper templates to help sew complex angles together, like hexagons. Any number of different designs can be made, including Grandmother's Flower Garden-this is the pattern I am STILL doing this year. Several patterns will be available, including traditional Flower Garden and the Downton Abbey free pattern.

French Braid March 17 & 31 10:30-5 Sue Frerich \$25

Are you looking for a little challenge & new technique to learn? That results is a spectacular quilt? Then come learn how to do the French Braid quilt. Casca

ding colors make this a very striking quilt-and it really is easier

than it looks. Techniques learn include how to handle bias, color placement to create a great cascading effect, and, of course, how to French Braid!



Hand Applique/Back Basting Wed Jan 17, 10-noon Sandra Freeburg \$25

Back basting is a template free method of needle turn applique. No slippery freezer paper or chalked lines on top that never seem to get turned under quite right. This method is especially great for traveling, because your pieces will be basted onto your background -- no need for pins to get in the way. This class is great for beginners and all levels of appliquers. Don't let hand applique frustrate you. It's really easy and relaxing!

Hand Embroidery Club 2nd Sat. of the month, 10-noon FREE Kathy Sconce

If you want to learn to hand embroider or just brush up your technique, join us on the second Saturday of the month from 10 to noon. You can work on your own projects or you can join the project we are doing. This year we are following a purchased pattern called My Crazy Life. It is wool appliques on flannel backgrounds. Then we will explore a variety of embroidery stitches to embellish each block-4 six inch blocks per month (or whatever you choose to do), for a total of 48 blocks. Each month Kathy Sconce shows us a new stitch to try, plus, she guides us through thread choices, how to knot, fabrics to use, and tracing techniques. We will also discuss wool, felted wool, wool felt, various threads for embroidery, various techniques for the wool applique and setting options for the quilt.

Hand Quilting Wed Jan 31, 10-noon Sandra Freeburg \$25

Hand quilting is an art that should not be lost. By the end of Sandra's class you will be hand quilting with confidence. Everyone has at least one special quilt that calls out for hand quilting. And there is nothing better than the feel of a hand quilted quilt. Do yourself a favor and learn this art that connects us to our past -- our mothers, grandmothers and great grandmothers.

Hunter Star, the easy way May 19 10:30-4 Barb Boyer \$20 (Watch this date, it may have to change)

The Hunter looks complicated, but with the fast & easy tool, it's a snap. We are getting beautiful collections that I bought specifically for this class. If you are looking to learn a new technique, this is a great quilt for that.



Knit Pickers' Club 2nd Wed of each month, 6-8:30 Carol Moler

Every second Thursday, we're getting together to practice our knitting. The Club is open to all skill levels. We want to share what we've learned, find new patterns, and simply just sit and knit. This year we are doing a knit along project involving 6" squares. Each month we will learn a different pattern (or 2), make it into a square and eventually put all the squares into one project-afghan, scarf, bag, etc. Join us & learn some new stitches!

Long Arm Quilting Classes Wednesdays in, March & April from 10:30-1:30, 2:30-5:30 or 6-8:30 and Barb Boyer \$30 (check calendar for times & dates)

In this class you will learn all about the Nolting long arm quilting machines: loading, threading, quilting. I'll demonstrate how to load and thread, set stitch

length, change tension, wind and load bobbins. Then I will load a practice quilt onto the machine and show how to do hand guided quilting. Each student will be given at least 15-20 minutes of practice time. (Each class is limited to 4 students). You will be able to do free hand quilting plus you can practice following a pantograph. Any quilter who wants to rent to machines must take this class first, regardless of whether you have experience on a long arm machine. This class is not designed to teach you everything there is to know about long arm quilting-it's just a start.

**Monthly Minis First Saturday of the Month, Feb-Dec.
4-6 FREE**

This year we are going to do the Great Pumpkin Quilt, a purchased pattern. It will start in February because we are still finishing last year's Holiday Houses in January. Starting in February we will work on the Great Pumpkin quilt. We will plan to do 2 blocks a month, and do the top banner section over two months. In class we will discuss use of color in the backgrounds and pumpkins. We will also discuss and learn various machine applique techniques to use on the blocks.



One Block Wonder Panel Quilt Sat April 28 & May 12 & 26 see calendar for times

\$30 Sue Frerich

For all of you who missed the class before, you don't want to miss this class-we won't have it on the schedule again for awhile. The technique is called One Block Wonder and you need 7 panels for the quilt. Sue used a beautiful eagle print (keep your fingers crossed, we may be able to get 1 bolt). But we have lots of interesting panels that would make a fantastic One Block Wonder Panel Quilt. (I'm looking at the Star Wars panels....). The technique used is similar to a Stack & Whack quilt, but the difference is in how it is sewn together. This is truly a stunning quilt. You don't want to miss this class!



Pillow Case Party Sun. April 29 1-4 FREE

If you've never made a pillow case, or just want some time to sew a pillow case, this class is for you. This is a great mother/daughter styled class and pillow cases make great presents!

Spoon Quilting Wed Feb 7, 10-noon Sandra Freeburg \$25

No more sore fingers! Learn to Spoon Quilt, with a special spoon quilting tool. This tool helps you keep your stitches tiny and even without pricking your finger. Need

to have basic quilting skills (rocking motion quilting).

Nolting Longarm Machines

Nolting has 5 main machines, each with different reaches: from 17" to 30" depending on the machine. They are sold with or without a frame, but after I saw & helped set up one of the steel frames this week, I recommend buying the frame. All machines, except for the Standard-- the most economical machine-- have a stitch regulator. I recommend a stitch regulator. All machines can be equipped with a computer and there are a couple of different ones to choose from. In addition, you can get an extended table base so that you can use rulers, you can get larger bobbins on some of the models and on the frames you can get hydraulic lifts to raise and lower the tables. In the coming weeks, I will print out more information on each model.

The best entry level machine is the Fun Quilter. It comes in 17", 20" & 23" reach. It comes with the Intellistitch Equalizer stitch regulator, standard speed control, needle up/down, and fixed handles in the front & rear. This machine can also be equipped with a computer.



The Pro Machine has the Intellistitch Turbo stitch regulator, single stitch option, standard speed control, needle up/down and customizable handles in the front & rear. The Pro Machine comes in 20", 24" and 30" reach with 10-12" of inside height. There are easy dials on the front to set stitch length and other options. This machine can also be equipped with a computer.



The NV Machine is the newest in the fleet of Nolting machines. This

machine has a touch screen with programmable stitch regulation. You can stitch in 4 different stitch modes plus single stitch and needle up/down. It also has an adjustable brightness LED work light. This machine can also be equipped with a computer.



Nolting also has a commercial machine with the Intellistitch Equalizer stitch regulator, standard speed control, needle up/down, and fixed handles in the front & rear. This machine can also be equipped with a computer.

HAND EMBROIDERY CLUB

If you want to learn to hand embroider or just brush up your technique, join us on the second Saturday of the month from 10 to noon. We use printed patterns and some vintage free patterns that you can embroider, embellish and color. Depending on the projects, each month Kathy Sconce shows us a new stitch to try, plus, she guides us through thread choices, how to knot, fabrics to use, and tracing techniques.

Knit Pickin' Club

This is another get-together class to sit & knit, work on our projects, share information and get some help. We will share techniques, suggest patterns, but mainly we'll sit & knit (or pick).

Toad Toters

On full moon days (as noted in the calendar) you will get 20% off all purchases (not otherwise discounted) that you can fit in your bag. You must bring your bag to participate.

Full Moon Days: Jan 1, Jan 31, March 1, March 31, April 29

Discount Policy

We will honor only one discount -- whichever is largest. You can't combine a 10% with a 25% discount to get a 35% discount. On this we can't be bribed."

Color of the Month

January purple; February red, March green, April yellow.

Join the fun and come feel the difference of quality fabrics.

Happy quilting!

Sincerely, Barbara Boyer
Around the Block
307-433-9555
www.aroundtheblockquilts.com

Around the Block, 453 Vandehie Suite 120, Cheyenne, WY 82009