

THE PONY EXPRESS KICK OFF PARTY

All day Saturday we'll be celebrating the start of the Pony Express Block Party! We'll have pony rides around the Plaza, where you'll dodge bison and antelope, and the first person to make it back to the store the fastest, and alive, will win their very own mustang. Horse, not a car.

Okay, I'm kidding. You won't win a mustang. Okay. There won't be pony rides. I just checked with the property manager and she just frowned at me.

But we will have a party--with cookies, sarsaparilla, and other snacks! And you can pick up our block pattern and quilt patterns that use the Pony Express fabric. What a deal! Better than dodging antelope & bison.

There is also a Pony Express pin with coordinating charms for each of the 8 states along the Pony Express route.

THE PONY EXPRESS BLOCK PARTY

Runs September 9th-24th, 2017

Exclusive to the States on the Pony Express Trail:

Missouri, Wyoming, Utah, Colorado, Nevada, California, Nebraska and Kansas



September 8, 2017

I think I lost control of the house when I started knitting. The same thing happened with my quilting, a long time ago. When I moved to my new house, I selected the dining room for my quilting room. It had nice light and it was right next to the kitchen, where I put a table top ironing board on the counter. The dining room table went on the other side of the kitchen and I used it for basting quilts.

For cutting, I had one of those collapsible armed tables. I usually had to keep one arm down to fit in the space allotted. I also had a card table and a portable sewing table that my mom used to use. Worked great.

Until I began out growing the space. I soon bought an antique cabinet, to house books, patterns and material. Like that lasted more than a few months. I knew I was in trouble when Hazel, who cleaned my house, brought me a cabinet she found at a garage sale. She hauled it into my house, put it in the middle of the sewing room, and left me a note that said I needed a place to store my fabrics. But if I didn't like

it, she'd haul it away. Otherwise I owed her \$25. So I bought some white paint, put a fresh coat on it, and & paid Hazel \$25. Hazel, so you know, was older than me and shorter.

Hazel was always doing things like that for me. She moved my fridge once, from its allotted cubbyhole, because the door opened the wrong way & it bugged her. Now she only used the fridge to store her diet coke but it still bugged her. I didn't know any better & didn't know the door on a fridge could be changed to hinge on the other side, but my fridge apparently couldn't do that. Hazel tried, she told me.

After she shoved the fridge out to a different wall, she left me a note and said she'd move it back if I didn't like it. I didn't have the nerve to ask her to put it back, and besides, what did I know about arranging things in a kitchen. I was 30 something & had barely learned to cook by then. Hazel also rearranged my kitchen drawers, telling me I had my stuff all in the wrong places I miss Hazel.

Anyway, I'm now building a knit nook. Actually, I'm rearranging the place that used to be my dining room. My dining room moved to my quilting room, when I built the Obie Boyer Memorial Quilt Room onto my house. Obie, that's my dad. His name was Bill, but his middle name was Oberon, hence the nickname Obie. He also went by Fred at swim meets, but that's a different story. Anyway, when dad died, part of my inheritance went into building a 20' X 20' extension onto the house, all for quilting. It's that room that got hit by hail.

So the dining room then became my computer nook area. But the computer died and because desktops are going the way of the dodo and because the house is wired for wifi, I can computer anywhere I want. So I said goodbye to the computer table this morning, and once I have new floors, I'll build shelves for yarn. I have baskets right now but I also have sacks, & bags, & bags & sacks & stacks of magazines & books. With luck & a few shelves I'll be able to see my floor again. I may even move a chair into that corner. See, this is when I need Hazel. She'd know what to do.

Becca, on the other hand, and who has an opinion on everything, isn't interested in my knit nook. That's a cat thing, not a dog thing, she informed me last night. Don't ask. You don't want to know.

Becca, instead, is interested in the dog house I am building. Actually, it's more of a shed with dog doors, and maybe insulation, and big windows, and a separate hallway to store food. But how she knows this, I have no idea. I haven't talked about it at home.

"Becca," I said, "you don't use the dog houses I already have for you."

"Those are plastic igloos. Dogs don't sleep in plastic igloos."

"Eskimo dogs do," I said.

"No they don't. They sleep on the snow, tied up to doghouses they don't use."
She's got a point. She must have been watching the Iditarod again. I've got to put a

lock on the tv.

"So if I build you this dog house, you won't use it?"

"Yup."

"Well, I'm going to build it anyway. At least I'll know you have good shelter when it gets cold. If you choose to freeze your tail off sleeping on the snow, that's your business."

"I don't have a tail."


Sigh.

It's time for the Finish Your Quilt Sale! First Saturday of the month, through December


Bring your finished tops (they don't have to be quilted) and get your backing, binding and/or batting for 20% off. We want you to finish your quilts by Christmas! But remember, you have to bring in your quilt because, well....we love to see quilts!

WHAT'S NEW!!




From Fabri-quilt:



From Blank:





From Stof:





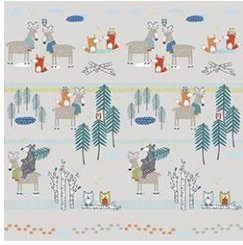


From Henry Glass:




From Stof:






From Robert Kaufman:




From In the Beginning:





From Hoffman:
New wildlife batiks:




From Northcott: Pony Express:





From Art Gallery:





From Hoffman:



Fall Classes (through October)--Alphabetically arranged!

All Things Christmas! 2nd Fridays every other month. 1-4 \$20/per class
Barb Boyer & Sue Frerich
Our Christmas project for October is the cute yo yo Santa, pattern from Happy Hollow designs. We have kits!

All Things Halloween! 2nd Fridays every other month. 1-4 \$20/per class
Barb Boyer & Sue Frerich
We will do 5 Halloween projects this year, including a full sized quilt, a

table runner, an ornament, and other fun projects. You can pick and choose which projects you would like to do or sign up for all of them and get 1 class for free!

Bali Wedding Star third Sat of month from Sept-Dec check calendar for times \$30 Angela Fisk & Tina Wilson

The Bali Wedding Star is a Judy Niemeyer foundation paper-pieced pattern, but Angela and Tina have simplified the color selections. In class you will learn the basics of foundation piecing, plus you will learn how to deal with those curves-really easy, don't worry. The first class will discuss color selection, cutting and organization. The remaining classes will focus on sewing and completion. Please sign up early because the background fabric requirements may require the ordering of specific bolts of fabric. Come in, choose colors you are interested in, and I will bring the bolts into the store.

Beginning Machine Applique Wed. Nov 29, 1-4 OR 6-9 \$25 Barb Boyer

So many quilts use applique these days. Learn the ins and outs of machine applique, from points to curves. We will practice the button hole/blanket stitch, satin stitch, and you can also play around with your decorative stitches. Threads, fusibles and stabilizers will be discussed.

Beginning Machine Quilting Wed. Nov 15, 1-4 or 6-9 \$25 Sue Frerich

Be prepared to quilt! You will practice your quilting skills on various samples, using both your walking foot and darning foot. Batting, threads, needles and patterns will be discussed. Who knows? By the time you leave you may even be able to write/quilt your name!

Beginning Quilting Sun. starting Sept 10 1-4 OR Thur Sept 14 6-9 8 weeks \$65 Barb Boyer

This comprehensive 8-week course will introduce to you almost everything you need to know about piecing a quilt top. Along the way you will learn about color, batting, thread, machines and various techniques to give you the skills to make almost any quilt.

Block of the Month First Sat of month 10:30-11:15 FREE Barb Boyer

Join at any time. You get a free fat quarter if you come to class with the previous month's completed block. This year we're making a basket quilt. Each block will be a different basket. The challenge, if you choose to accept it, is to use plaids!

Christmas Triangle Frenzy Wed. Oct 18 \$20 Barb Boyer

If you haven't done a Triangle Frenzy table runner -- why not? We have all sorts of great Christmas 10" border prints that are crying out to become a Triangle Frenzy table runner. And we have a couple of new patterns that show different ways to put your triangles together.

Cowgirl Star Sat Oct 14, 1-6 \$20 Sue Frerich

Lasso up your 10" precut squares to make this cute, easy, and fast quilt. You do a little sewing, you do a little slashing, and you wind up with a quickly

pieced star. Fun! Pattern will be given in class.

Cora Thurs, Sept 21, 28 1-6 \$25 Sue Frerich

Cora the Owl is a Laura Heine pattern, involving multiple fabrics, layered on top of each, all cut & created to design...an Owl. You can use flowers for eyes, stamens (centers of flowers) for the nose, petals for wings-all sorts of choices. Sue will guide you through figuring out what fabrics will look best for your Cora.

English Paper Piecing 4th (or last) Mondays 2-4 Barb Boyer \$20 (But not in September, sorry)

English paper piecing dates back to the early 1800s. It is a hand sewing method that uses paper templates to help sew complex angles together, like hexagons. Any number of different designs can be made, including Grandmother's Flower Garden-this is the pattern I am doing this year. Several patterns will be available, including traditional Flower Garden and the Downton Abbey free pattern.

Fat Quarter Fun Sat. Sept. 9, OR Mon Sept 11; Sat. Nov. 11 OR Mon Nov 13 1-6; \$20

Barb Boyer & Sue Frerich

Every other month we will make a quilt using fat quarters (plus additional fabrics for borders). The September Fat Quarter Fun Quilt is called Between Friends, and it is out of the Happy Hour book. November's quilt is a wonky 9-patch-which will be on display soon.

Friday Nighters, last Friday of the month 5:30-? \$10 Barb Boyer

This class will help you get organized for Christmas 2015 -- or just help you get things done. You give me a list of your "to dos" or unfinished projects you want to finish and then each month I check off what you've completed. Trust me. If you need incentive to stay on track, this is it. You can bring your sewing machine or do hand work.

Gypsy Wife First Sat of month, 1-4, Oct through at least December \$25 Sue Frerich

This is a quilt mad from strips, blocks, more strips & more blocks. It's not a sampler quilt, but it contains many different blocks in different sizes. It's not a strip quilt, because it contains blocks. But it is a stunning quilt, one where you can use your scraps and go crazy or stay a little more coordinated by using a collection. The best description is a picture.

Hand Applique/Back Basting

Wed. Sept 27, 10-noon Sandra Freeburg \$25

Back basting is a template free method of needle turn applique. No slippery freezer paper or chalked lines on top that never seem to get turned under quite right. This method is especially great for traveling, because your pieces will be basted onto your background -- no need for pins to get in the way. This class is great for beginners and all levels of appliquers. Don't let hand applique frustrate you. It's really easy and relaxing!

Hand Embroidery Club 2nd Sat. of the month, 10-noon FREE (but see below) Kathy Sconce

(Club normally meets the 2nd Sat. of each month from 10-noon) We are finishing up our barn project that we started last fall. In January we are planning a new adventure, starring wool! Come to class, see what we're planning, and don't forget to bring a project to stitch on.

Hand Quilting Wed. Sept. 20, 10-noon \$25 Sandra Freeburg

Hand quilting is an art that should not be lost. By the end of Sandra's class you will be hand quilting with confidence. Everyone has at least one special quilt that calls out for hand quilting. And there is nothing better than the feel of a hand quilted quilt. Do yourself a favor and learn this art that connects us to our past -- our mothers, grandmothers and great grandmothers.

Hoffman Wildlife Quilt using Hoffman's Call of the Wild panel and a Mountain Peaks Creation pattern. Wed Oct 25, 10:30-4 \$20 Barb Boyer
The class will focus on how to fussy cut the panel to turn your quilt into a "looking through the window" styled quilt. You need 2 yards of the Call of the Wild panel-don't wait too long. This fabric sells out quickly! \$20

Knit Pickers' Club 2nd Wed of each month, 6-8:30 Carol Moler

Every second Thursday, we're getting together to practice our knitting. The Club is open to all skill levels. We want to share what we've learned, find new patterns, and simply just sit and knit. We're currently working on some felting projects, but we're planning on heading into fingerless mittens, mittens, and socks.

Monthly Minis First Saturday of the Month, Feb-Dec. 4-6 \$10 for the year (plus patterns or kits)

This year we are doing Holiday House, pre laser cut. Each kit will be app. \$40. These blocks can be made into a quilt, or kept separate as individual wall hangings.

Pumpkin Panel with lights Mon Oct 9 1-4 \$20 Barb Boyer

Add fun borders, learn about some fun machine quilting ideas (you won't have time in class to machine quilt) and find out how to illuminate your pumpkin patch wall hanging! We have the lights!

One Block Wonder Panel Quilt Sat Sept 23, 30 & Oct. 28 see calendar for times

\$25 Sue Frerich

You don't want to miss this class. The technique is called One Block Wonder and you need 7 panels for the quilt. Sue used a beautiful eagle print (keep your fingers crossed, we may be able to get 1 bolt). But we have lots of interesting panels that would make a fantastic One Block Wonder Panel Quilt. (I'm looking at the Star Wars panels....). The technique used is similar to a Stack & Whack quilt, but the difference is in how it is sewn together. This is truly a stunning quilt. You don't want to miss this class!

Pillow Case Party Sun. Nov 26 1-4 FREE

If you've never made a pillow case, or just want some time to sew a pillow case, this class is for you. This is a great mother/daughter styled class and pillow cases make great presents!

Pony Express Messenger Bag Mon Sept 18, and, if needed, Sept. 25 10:30-5 \$20 Sue Frerich

This messenger bag is a free download from Northcott. The bag has a great shape, has plenty of pockets, and is a great way to show off your Pony Express fabrics. We will have a few kits made up using the Pony Express fabrics.

Pony Express Quilt Mon Sept 11, 10:30-5 \$20 Barb Boyer

We have our own version for the Pony Express May wall hanging and it includes the block from our shop. We hope to have the quilt done in time, but we will at least have a picture of it. We are also doing a full sized Pony Express quilt, using our shop's block-this quilt definitely will not be done in time, but, again, we will have pictures and fabric requirements. In class, I will hand out pattern instructions for both quilts.

Spoon Quilting Wed. Oct 11, 10-noon \$25 Sandra Freeburg

No more sore fingers! Learn to Spoon Quilt, with a special spoon quilting tool. This tool helps you keep your stitches tiny and even without pricking your finger. Need to have basic quilting skills (rocking motion quilting).

Trip Around the World Sept 13, 27, & Oct 4 \$25 Barb Boyer

This is a Trip Around the World-on Point! The quilt measures app. 95" X 95" and is panel sewn using 8 different fabrics. Pattern is given out in class only. You don't have to choose your fabrics before class-the first class is all about color!

September 2017

Sunday	Monday	Tuesday	Wednesday	Thursday	Friday	Saturday
Color of the month: Orange					1	2 BOM 10:30-11:30 Advent Calendar 1-4 Monthly Mini 4-6
3 CLOSED	4 Fat Quarter Fun 1-6 <u>Labor Day</u>	5	6 Full Moon	7	8 All Things Halloween 1-4	9 Embroidery Club 10-noon Fat Quarter Fun 1-6 Pony Express Kickoff Party all day
10 Beginning Quilt 1-4	11 Pony Express Quilt 10:30 5	12	13 Trip Around the World 10:30-4 Knit Pickers' Club 6-8:30	14 Beginning Quilt 6-9	15 Open Sew1-4	16 Judy Niemeyer's Bali Wedding Star 10-2
17 Beginning Quilt 1-4	18 Pony Express Messenger Bag 10:30-5	19	20 Hand Quilting 10- noon	21 Beginning Quilt 6-9 Cora 1-6	22	23 One Block Wonder 10:30 4
24 Beginning Quilt 1-4	25 Pony Express Messenger Bag 10:30-5	26	27 Hand Applique 10-noon Trip Around the World 1-6	28 Cora 1-6 Beginning Quilt 6-9	29 Friday Nighters 5:30 -?	30 One Block Wonder 10:30 4

October 2017

Sunday	Monday	Tuesday	Wednesday	Thursday	Friday	Saturday
1 CLOSED	2	3	4 Trip Around the World 10:30-4	5 Full Moon Beginning Quilt 6-9	6 All Things Christmas 1-4	7 BOM 10:30-11:30 Gypsy Wife 1-4 Monthly Mini 4-6
8 Beginning Quilt 1-4	9 Pumpkin Panel w/lights 1-4 Columbus Day	10	11 Spoon Quilting 10-noon Knit Pickers' Club 6-8:30	12 Beginning Quilt 6-9	13 Open Sew 1-4	14 Embroidery Club 10-noon Cowgirl Star 1-6
15 Beginning Quilt 1-4	16	17	18 Christmas Triangle Frenzy 1-6	19 Beginning Quilt 6-9	20	21 Judy Niemeyer 10-5
22 Beginning Quilt 1-4	23	24	25 Hoffman Wildlife 10:30-4	26 Beginning Quilt 6-9	27 Friday Nighters 5:30 -?	28 One Block Wonder 10:30 4
29 Beginning Quilt 1-4	30 English Paper Piecing 2-4	31 Halloween				Color of the month: Green

HAND EMBROIDERY CLUB

If you want to learn to hand embroider or just brush up your technique, join us on the second Saturday of the month from 10 to noon. We use printed patterns and some vintage free patterns that you can embroider, embellish and color. Depending on the projects, each month Kathy Sconce shows us a new stitch to try, plus, she guides us through thread choices, how to knot, fabrics to use, and tracing techniques.

Knit Pickin' Club

This is another get-together class to sit & knit, work on our projects, share information and get some help. We will share techniques, suggest patterns, but mainly we'll sit & knit (or pick).

Toad Toters

On full moon days (as noted in the calendar) you will get 20% off all purchases (not otherwise discounted) that you can fit in your bag. You must bring your bag to participate.

Full Moon Days: Sept. 6, Oct. 5, Nov. 3, Dec. 2 (observed)

Discount Policy

We will honor only one discount -- whichever is largest. You can't combine a 10% with a 25% discount to get a 35% discount. On this we can't be bribed."

Color of the Month

August: black. Sept: Orange. October: Green November: flannel December: Christmas

Join the fun and come feel the difference of quality fabrics.

Happy quilting!

Sincerely, Barbara Boyer

Around the Block

307-433-9555

www.aroundtheblockquilts.com