



Around the Block
QUILT SHOP

September 29, 2017

"It's snowing still," said Eeyore gloomily.

"So it is."

"And freezing."

"Is it?"

"Yes," said Eeyore. "However," he said, brightening up a little, "we haven't had an earthquake lately."

Is it just me or is the world just a little more depressing these days. We've had hurricanes and snail's pace recovery. We've had earthquakes and volcanoes erupting. We have weird political tensions which cause me to watch the news in the morning to make sure nothing has blown up over night. Literally blown up.

And everyone is upset about the issue of kneeling football players and you can't talk about it because if you believe the players are just exercising a right of freedom of speech and are not showing disrespect, everyone who believes it is disrespectful will think you are proclaiming disrespect for the country, the flag and the military, even if you're not. And, consequently, a line gets drawn in the sand and we become divisive. The two sides think the other is wrong.

And this makes me just a little depressed, and it has taken some of the fun out of watching football on Sundays. Personally, I don't watch any of the pregame antics. I hate listening to the Star Spangled Banner because most singers either 1) sing off key, 2) mangle the words, or 3) put too many notes in the song. You know what I mean: They don't just sing it straight, they add all of these embellishments, which again takes the song off pitch. I just can't listen, it drives me nuts. So my football is always taped and I can fast forward through anything I don't want to watch or listen, which also includes interviews with players and wanna be important people. Which all means, I'm generally clueless as to what happens before kickoff.

Which brings me to another point: I've always wondered why at sports events they play the song, but they don't do it for concerts, most meetings, and other events. Someone told me it's because sports are a form of permissible fighting so it makes some sort of weird sense to play the anthem before the field of football battle. Or hockey. Maybe basketball and baseball. And who knows how swimming or golf fits in. I don't know if they kick off a golf game with the anthem. I'll have to ask my brother.

So, to me, the history of playing the national anthem at sports events is interesting. Apparently it started around WWI. Now, the anthem didn't become the national anthem until March 3, 1931, by congressional resolution signed by President Herbert Hoover.

But it was played during baseball events as early as 1918. Especially notable was the first game of the World Series that year, played in Chicago, between the Cubs and the Boston Red Sox. And the day before that first game, a bomb went off in Chicago, killing four and injuring others, so tensions were high. During the 7th inning stretch, the U.S. Navy band played the Star Spangled Banner and people started singing. The enthusiasm was tremendous. The song was then played for each remaining game of the series.

What also sparked the enthusiasm for the song was the fact that WWI had been going on for 1½ years, with a loss of 100,000 U.S. soldiers, and the government was to soon start drafting major league baseball players. In other words, patriotism. Little by little, other teams started playing the song on holidays and special occasions. By the end of World War II, NFL Commissioner Elmer Layden ordered that it be played at every football game. There is more to the story, but that's the essence of why the anthem is sung at the beginning of some sporting events.

And I guess all of this is just as a reminder I hope we stay focused on the important things in life, including me. I started my day convinced that I would not have new floors in my house before Christmas, and, as a result, not be able to get a tree because there won't be a place to put it. Right now my house is not guest worthy because everything is in boxes or about to be in boxes in anticipation of floors. And, even for me, the clutter is depressing.

But I know the state of my floors is trivial in comparison to the plight of Puerto Ricans who have no water, food or shelter. And I've talked to quilters at the store today who are facing more compelling serious issues than football games or floors.

So I think more wit and wisdom of Eeyore might be helpful on a day like today.

"Good morning, Pooh Bear," said Eeyore gloomily. "If it is a good morning," he said. "Which I doubt," said he.

"Why, what's the matter?"

"Nothing, Pooh Bear, nothing. We can't all, and some of us don't. That's all there is to it."

"Can't all what?" said Pooh, rubbing his nose.

"Gaiety. Song-and-dance. Here we go round the mulberry bush."

Quilt Roadies on You Tube Watch for updates

We had a visit from Anna Bates, who writes a blog called Quilt Roadies--which is also a You Tube video. She called me & wanted to know if she could come and film. The answer was yes.

She came on Saturday, which was the kickoff for the Pony Express. It was a fun chaotic morning with Anna filming, shoppers wanting the Pony Express fabric, and the free embroidery class all going on at the same time. Anna joined our embroidery class for awhile. We didn't have the pony rides, but Jo did bring in stick horses. We also had trail food, including trail mix, beef jerky, honey and cookies from the Bread Basket.

Lots of quilters came by that day and had lots of show & tells, which Anna got on film. Anna's video will be posted soon, so you can check it out at Quilt Roadies on You Tube-- just Google it. She has lots of videos posted from her travels around the United States. She likes to highlight quilt shops as she goes and it was great to have her here. The latest posting is from Crawford, Nebraska. We'll be up soon.

I'll keep you posted regarding the video from our shop, but for now, check out all of her videos and you will find great tutorials on a variety of quilting topics plus quilt stores from around the U.S. She's posted from Needles, South Dakota-- she's getting closer to us. Soon we'll be up!

It's time for the Finish Your Quilt Sale! First Saturday of the month, through December

Bring your finished tops (they don't have to be quilted) and get your backing, binding and/or batting for 20% off. We want you to finish your quilts by Christmas! But remember, you have to bring in your quilt because, well....we love to see quilts!

WHAT'S NEW!!

From In the Beginning. We will do this as a block of the month. Fabric will come sometime in October--but, and there is always a but -- I will only be able to kit a limited number of kits. If you are interested, let me know. I just got the kitting requirements today. I will know in a few days what the kits will cost. We will kit it block by block, but we may sell it two blocks at a time. I may or may not also do the quilt as a class. Just so you know, the animals are all fused and the fabric used is a multi color floral:



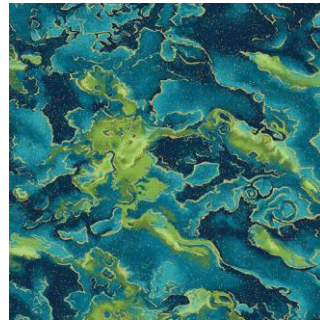

**Floral Menagerie
Block of the Month**

Quilt size: 72-1/2" x 96-1/2"

SKUs used in this quilt:

- 1FMB1
- 3FMB1
- 3FMB2
- 3FMB3
- 4FMB1
- 4FMB2
- 4FMB3
- 4FMB4
- 5FMB1
- 5FMB2
- 5FMB3
- 5FMB4
- 6FMB1
- 6FMB2
- 6FMB3
- 6FMB4
- 6FMB5
- 7FMB1

From Benartex & Elizabeth Studios:



From Timeless:



From Clothworks:



From Alexander Henry:





From Alexander Henry:

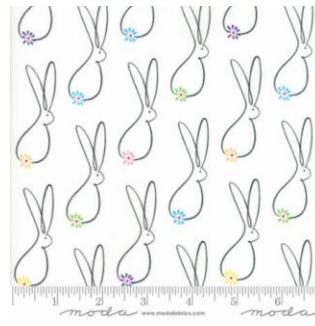






From Northcott:






From Moda:





From Timeless:








From Stof:




From Henry Glass:



From Robert Kaufman:



From Art Gallery:



From Hoffman:



Fall Classes (through October)--Alphabetically arranged!

All Things Christmas! 2nd Fridays every other month. 1-4 \$20/per class
Barb Boyer & Sue Frerich

Our Christmas project for October is the cute yo yo Santa, pattern from Happy Hollow designs. We have kits!

Bali Wedding Star third Sat of month from Sept-Dec check calendar for times \$30 Angela Fisk & Tina Wilson

The Bali Wedding Star is a Judy Niemeyer foundation paper-pieced pattern, but Angela and Tina have simplified the color selections. In class you will learn the basics of foundation piecing, plus you will learn how to deal with those curves-really easy, don't worry. The first class will discuss color selection, cutting and organization. The remaining classes will focus on sewing and completion. Please sign up early because the background fabric requirements may require the ordering of specific bolts of fabric. Come in, choose colors you are interested in, and I will bring the bolts into the store.

Beginning Machine Applique Wed. Nov 29, 1-4 OR 6-9 \$25 Barb Boyer

So many quilts use applique these days. Learn the ins and outs of machine applique, from points to curves. We will practice the button hole/blanket stitch, satin stitch, and you can also play around with your decorative stitches. Threads, fusibles and stabilizers will be discussed.

Beginning Machine Quilting Wed. Nov 15, 1-4 or 6-9 \$25 Sue Frerich

Be prepared to quilt! You will practice your quilting skills on various samples, using both your walking foot and darning foot. Batting, threads, needles and patterns will be discussed. Who knows? By the time you leave you may even be able to write/quilt your name!

Beginning Quilting Sun. starting Sept 10 1-4 OR Thur Sept 14 6-9 8 weeks \$65 Barb Boyer

This comprehensive 8-week course will introduce to you almost everything you need to know about piecing a quilt top. Along the way you will learn about color, batting, thread, machines and various techniques to give you the skills to make almost any quilt.

Block of the Month First Sat of month 10:30-11:15 FREE Barb Boyer

Join at any time. You get a free fat quarter if you come to class with the previous month's completed block. This year we're making a basket quilt. Each block will be a different basket. The challenge, if you choose to accept it, is to use plaids!

Christmas Triangle Frenzy Wed. Oct 18 \$20 Barb Boyer

If you haven't done a Triangle Frenzy table runner -- why not? We have all sorts of great Christmas 10" border prints that are crying out to become a Triangle Frenzy table runner. And we have a couple of new patterns that show different ways to put your triangles together.

Cowgirl Star Sat Oct 14, 1-6 \$20 Sue Frerich

Lasso up your 10" precut squares to make this cute, easy, and fast quilt. You do a little sewing, you do a little slashing, and you wind up with a quickly pieced star. Fun! Pattern will be given in class.

Cora Thurs, Sept 21, 28 1-6 \$25 Sue Frerich

Cora the Owl is a Laura Heine pattern, involving multiple fabrics, layered on top of each, all cut & created to design...an Owl. You can use flowers for eyes, stamens (centers of flowers) for the nose, petals for wings-all sorts of choices. Sue will guide you through figuring out what fabrics will look best for your Cora.

English Paper Piecing 4th (or last) Mondays 2-4 Barb Boyer \$20 (But not in September, sorry)

English paper piecing dates back to the early 1800s. It is a hand sewing method that uses paper templates to help sew complex angles together, like hexagons. Any number of different designs can be made, including Grandmother's Flower Garden-this is the pattern I am doing this year. Several patterns will be available, including traditional Flower Garden and the Downton Abbey free pattern.

Fat Quarter Fun Sat. Sept. 9, OR Mon Sept 11; Sat. Nov. 11 OR Mon Nov 13 1-6; \$20

Barb Boyer & Sue Frerich

Every other month we will make a quilt using fat quarters (plus additional fabrics for borders). The September Fat Quarter Fun Quilt is called Between Friends, and it is out of the Happy Hour book. November's quilt is a wonky 9-patch-which will be on display soon.

Friday Nighters, last Friday of the month 5:30-? \$10 Barb Boyer

This class will help you get organized for Christmas 2015 -- or just help you get things done. You give me a list of your "to dos" or unfinished projects you want to finish and then each month I check off what you've completed. Trust me. If you need incentive to stay on track, this is it. You can bring your sewing machine or do hand work.

Gypsy Wife First Sat of month, 1-4, Oct through at least December \$25 Sue Frerich

This is a quilt mad from strips, blocks, more strips & more blocks. It's not a sampler quilt, but it contains many different blocks in different sizes. It's not a strip quilt, because it contains blocks. But it is a stunning quilt, one where you can use your scraps and go crazy or stay a little more coordinated by using a collection. The best description is a picture.

Hand Applique/Back Basting

Wed. Sept 27, 10-noon Sandra Freeburg \$25

Back basting is a template free method of needle turn applique. No slippery freezer paper or chalked lines on top that never seem to get turned under quite right. This method is especially great for traveling, because your pieces

will be basted onto your background -- no need for pins to get in the way. This class is great for beginners and all levels of appliquers. Don't let hand applique frustrate you. It's really easy and relaxing!

Hand Embroidery Club 2nd Sat. of the month, 10-noon FREE (but see below) Kathy Sconce

(Club normally meets the 2nd Sat. of each month from 10-noon) We are finishing up our barn project that we started last fall. In January we are planning a new adventure, staring wool! Come to class, see what we're planning, and don't forget to bring a project to stitch on.

Hand Quilting Wed. Sept. 20, 10-noon \$25 Sandra Freeburg

Hand quilting is an art that should not be lost. By the end of Sandra's class you will be hand quilting with confidence. Everyone has at least one special quilt that calls out for hand quilting. And there is nothing better than the feel of a hand quilted quilt. Do yourself a favor and learn this art that connects us to our past -- our mothers, grandmothers and great grandmothers.

Hoffman Wildlife Quilt using Hoffman's Call of the Wild panel and a Mountain Peaks Creation pattern. Wed Oct 25, 10:30-4 \$20 Barb Boyer

The class will focus on how to fussy cut the panel to turn your quilt into a "looking through the window" styled quilt. You need 2 yards of the Call of the Wild panel-don't wait too long. This fabric sells out quickly! \$20

Knit Pickers' Club 2nd Wed of each month, 6-8:30 Carol Moler

Every second Thursday, we're getting together to practice our knitting. The Club is open to all skill levels. We want to share what we've learned, find new patterns, and simply just sit and knit. We're currently working on some felting projects, but we're planning on heading into fingerless mittens, mittens, and socks.

Monthly Minis First Saturday of the Month, Feb-Dec. 4-6 \$10 for the year (plus patterns or kits)

This year we are doing Holiday House, pre laser cut. Each kit will be app. \$40. These blocks can be made into a quilt, or kept separate as individual wall hangings.

Pumpkin Panel with lights Mon Oct 9 1-4 \$20 Barb Boyer

Add fun borders, learn about some fun machine quilting ideas (you won't have time in class to machine quilt) and find out how to illuminate your pumpkin patch wall hanging! We have the lights!

One Block Wonder Panel Quilt Sat Sept 23, 30 & Oct. 28 see calendar for times

\$25 Sue Frerich

You don't want to miss this class. The technique is called One Block Wonder and you need 7 panels for the quilt. Sue used a beautiful eagle print (keep your fingers crossed, we may be able to get 1 bolt). But we have lots of interesting panels that would make a fantastic One Block Wonder Panel Quilt. (I'm looking at the Star Wars panels....). The technique used is similar

to a Stack & Whack quilt, but the difference is in how it is sewn together. This is truly a stunning quilt. You don't want to miss this class!

Pillow Case Party Sun. Nov 26 1-4 FREE

If you've never made a pillow case, or just want some time to sew a pillow case, this class is for you. This is a great mother/daughter styled class and pillow cases make great presents!

Spoon Quilting Wed. Oct 11, 10-noon \$25 Sandra Freeburg

No more sore fingers! Learn to Spoon Quilt, with a special spoon quilting tool. This tool helps you keep your stitches tiny and even without pricking your finger. Need to have basic quilting skills (rocking motion quilting).

Trip Around the World Sept 13, 27, & Oct 4 \$25 Barb Boyer

This is a Trip Around the World-on Point! The quilt measures app. 95" X 95" and is panel sewn using 8 different fabrics. Pattern is given out in class only. You don't have to choose your fabrics before class-the first class is all about color!

September 2017

Sunday	Monday	Tuesday	Wednesday	Thursday	Friday	Saturday
Color of the month: Orange					1	2 BOM 10:30-11:30 Advent Calendar 1-4 Monthly Mini 4-6
3 CLOSED	4 Fat Quarter Fun 1-6 <u>Labor Day</u>	5	6 Full Moon	7	8 All Things Halloween 1-4	9 Embroidery Club 10-noon Fat Quarter Fun 1-6 Pony Express Kickoff Party all day
10 Beginning Quilt 1-4	11 Pony Express Quilt 10:30 5	12	13 Trip Around the World 10:30-4 Knit Pickers' Club 6-8:30	14 Beginning Quilt 6-9	15 Open Sew1-4	16 Judy Niemeyer's Bali Wedding Star 10-2
17 Beginning Quilt 1-4	18 Pony Express Messenger Bag 10:30-5	19	20 Hand Quilting 10- noon	21 Beginning Quilt 6-9 Cora 1-6	22	23 One Block Wonder 10:30 4
24 Beginning Quilt 1-4	25 Pony Express Messenger Bag 10:30-5	26	27 Hand Applique 10-noon Trip Around the World 1-6	28 Cora 1-6 Beginning Quilt 6-9	29 Friday Nighters 5:30 -?	30 One Block Wonder 10:30 4

October 2017

Sunday	Monday	Tuesday	Wednesday	Thursday	Friday	Saturday
1 CLOSED	2	3	4 Trip Around the World 10:30-4	5 Full Moon Beginning Quilt 6-9	6 All Things Christmas 1-4	7 BOM 10:30-11:30 Gypsy Wife 1-4 Monthly Mini 4-6
8 Beginning Quilt 1-4	9 Pumpkin Panel w/lights 1-4 Columbus Day	10	11 Spoon Quilting 10-noon Knit Pickers' Club 6-8:30	12 Beginning Quilt 6-9	13 Open Sew 1-4	14 Embroidery Club 10-noon Cowgirl Star 1-6
15 Beginning Quilt 1-4	16	17	18 Christmas Triangle Frenzy 1-6	19 Beginning Quilt 6-9	20	21 Judy Niemeyer 10-5
22 Beginning Quilt 1-4	23	24	25 Hoffman Wildlife 10:30-4	26 Beginning Quilt 6-9	27 Friday Nighters 5:30 -?	28 One Block Wonder 10:30 4
29 Beginning Quilt 1-4	30 English Paper Piecing 2-4	31 Halloween				Color of the month: Green

HAND EMBROIDERY CLUB

If you want to learn to hand embroider or just brush up your technique, join us on the second Saturday of the month from 10 to noon. We use printed patterns and some vintage free patterns that you can embroider, embellish and color. Depending on the projects, each month Kathy Sconce shows us a new stitch to try, plus, she guides us through thread choices, how to knot, fabrics to use, and tracing techniques.

Knit Pickin' Club

This is another get-together class to sit & knit, work on our projects, share information and get some help. We will share techniques, suggest patterns, but mainly we'll sit & knit (or pick).

Toad Toters

On full moon days (as noted in the calendar) you will get 20% off all purchases (not otherwise discounted) that you can fit in your bag. You must bring your bag to participate.

Full Moon Days: Sept. 6, Oct. 5, Nov. 3, Dec. 2 (observed)

Discount Policy

We will honor only one discount -- whichever is largest. You can't combine a 10% with a 25% discount to get a 35% discount. On this we can't be bribed."

Color of the Month

August: black. Sept: Orange. October: Green November: flannel December: Christmas

Join the fun and come feel the difference of quality fabrics.

Happy quilting!

Sincerely, Barbara Boyer

Around the Block

307-433-9555

www.aroundtheblockquilts.com