

It's time for the Finish Your Quilt Sale!

Bring your finished tops (they don't have to be quilted) and get your backing, binding and/or batting for 20% off. We want you to finish your quilts by Christmas! But remember, you have to bring in your quilt because, well....we love to see quilts!



September 2, 2017

I know you're dying to know: Did I find a fabric store in Barcelona? Yup. One. And our bus pulled up & parked right in front of it.

We were headed toward our first (dress) rehearsal at the Palau de la Musica Catalana. I couldn't believe it when the bus parked next to the fabric store. I asked our guide if there would be time for me to shop there after rehearsal & he shrugged & said if I got back to the bus quickly. I'm not sure if I have mentioned it earlier, but we were a bus mainly of retired people. 70 retired people (about the number in our bus) don't walk all that quickly so I had a shot. And I don't walk that quickly either.

But I got to the bus quickly, and the store was still open. Fabric was on bolts, there were some "remnants," a few precuts packaged differently from ours, and a few oversized cuts of fabric hanging on a rack. Some of the fabric I recognized and most of the fabric looked to be all cotton. I looked around, then looked at the bus, which was filling up, and concluded I didn't have time to select fabric from a bolt. That's when I spotted the remnants. I selected a few & went to check out. But the clerk was helping someone else, who wanted yardage off bolts. The clerk left the cash register & took the woman over to the bolts. I looked at the bus, then followed the clerk.

I looked at the bus again, then tapped the clerk on the shoulder and told her I was sorry to interrupt, but, I said...and I pointed to the bus..."I'm on that bus." The clerk looked, got it, smiled, apologized to the other woman, and rushed back to the register. I have never seen anyone put up an order so fast. She even helped me by shoving a card with the name of her shop into my purse. And I know you're dying to know. What did the fabric cost? I got the equivalent of 1 ¼ yards of a hand dyed fabric (not batik), and 3 (roughly) fat quarters. Cost: about 30 euros, or \$25.

And I made it back to the bus on time.

The fabric store I missed was at the beach, in Sitges. We parked the bus about 3 blocks from the center of town, and the beach was about 3 blocks downhill from the center. Now, the streets down to the beach spiral out from the center of town. This is an important detail to the story, so remember.

The beach our guide selected was next to the nude beach. At least that is what he thought. He was willing to go check it out for us, if we insisted. The water, the Mediterranean Sea, was wonderful. We swam for about 15 minutes or so then headed back and I discovered, as I was getting out, why underwire bras were invented. While this was not a nude beach, it certainly was topless. And for anyone who is nervous about appearing in public in a swim suit, all you need to do is head to Spain. Actually, it was rather refreshing to see someone not even remotely concerned about body type or sagging body parts, standing bravely, facing the sea, hands on her hips. She was at least protecting her eyes with sunglasses.

After lunch, on the beach of course, we headed back up the hill to wander the shops. I was keeping an eye out for yarn and fabric shops, but most of the shops were typical touristy beach related places. When it was time to head back down the hill to meet our group, and then trek back up the hill, I decided to wait at the top of the hill for the group. Heidi decided to go down to meet them and she asked me which street to go down. I confidently pointed to a street. About 5 minutes later she was back & said, nope not that one. So I selected a different street.

Later, when there was no more time for exploring, Heidi told me that there was a great little yarn & fabric store down that second street. And she knew it was not a street that we had gone down before, because otherwise I would have been in it for hours. It turns out that the streets that spiral down to the beach take you to different parts of the beach, not exactly all connected to each other. Translation: I sent Heidi on a wild goose chase down a street that didn't end up at our beach, where our group was meeting.

Why is this important? Well, if we missed the group, & took too long to find our way back to the bus, we'd have to hop a train to get back to Barcelona and if we were late, we'd miss the rehearsal with the soloists. Pretty big deal. But we found the group, although I was sorry to have missed the yard shop.

Our other two trips were fun-one to a vineyard and winery where they make Freixenet (champaigne), and one to Montserrat, a monastery & cathedral high on the top of a mountain. I bought some Freixenet, of course, so we could celebrate our last night in Barcelona.

I have more stories, but Becca is getting impatient because the spotlight is not on her-she is a little narcissistic if you haven't noticed. And football season is starting, which always results in fun things to talk about, and strange things have been happening around town that need to be discussed.

So, in conclusion, I started my Spain stories by saying by saying it was about making beautiful music and waiting in lines. I don't think I have sung anything so powerful as Verdi's Requiem and sung with any better choir than our Barcelona group. I say that about a lot of concerts, but this trip was truly magical. And on a final note about lines, I won't bore you with the details about leaving Spain, but I will say that the lines at the airport rivaled the traffic lines coming back from Casper after the solar eclipse. If you've traveled overseas, you understand. If you haven't, it's worse than what happens at Denver

International when a snow storm closes down the runways.

THE PONY EXPRESS KICK OFF PARTY

All day Saturday we'll be celebrating the start of the Pony Express Block Party! We'll have pony rides around the Plaza, where you'll dodge bison and antelope, and the first person to make it back to the store the fastest, and alive, will win their very own mustang. Horse, not a car.

Okay, I'm kidding. You won't win a mustang. Okay. There won't be pony rides. I just checked with the property manager and she just frowned at me.

But we will have a party--with cookies! And you can pick up our block pattern and quilt patterns that use the Pony Express fabric. What a deal! Better than dodging antelope & bison.

General Info

Northcott has collaborated with the Pony Express Museum in St. Joseph Missouri to create a fabric collection that honors this unique part of American history! The collection includes authentic replicas of artwork from the museum. We are getting back in 5 more bolts (we are out of three and almost out of 2 more). We are out of the map, but are getting it back in.

There is also a Pony Express pin with coordinating charms for each of the 8 states along the Pony Express route. **Pins and charms are available now.**

THE PONY EXPRESS BLOCK PARTY

Runs September 9th-24th, 2017

Exclusive to the States on the Pony Express Trail:

Missouri, Wyoming, Utah, Colorado, Nevada, California, Nebraska and Kansas

How it works:

Participating shops will offer a free block pattern that have been designed with the Pony Express Collection. Visit participating shops, get a sticker on your Block Party Postcard (we have those) and get your pattern. Once you have collected 12 different shop stickers you must be the first to present your fully stickered postcard at the 12th shop to be redeemed for a \$75 fabric prize. Each shop has one first entry \$75 fabric prize to distribute. If that shop has already handed out their first entry \$75 fabric prize, there are 5 runner-up charm prizes.

Go to the Northcott web site to see a listing of all the shops that are participating.


<http://www.northcott.com>

PONY EXPRESS QUILT CHALLENGE


Put your blocks to use and create a quilt with a minimum of 6 blocks from 6 different shops from the Pony Express Block Party. Take a picture and submit it to submissions@northcott.com by November 4th, 2017 for a chance to win one of three prizes from Northcott.

WHAT'S NEW!!





From Fabri-quilt:





From Blank:



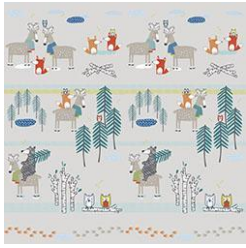



From Stof:




From Henry Glass:



From Stof:



From Robert Kaufman:





From In the Beginning:



Olde America Antiques:


We have Cowgirl Western postcards in, 2 different sizes--4 X 6 & 5 X 8.






From Hoffman:
New wildlife batiks:





From Northcott: Pony Express:





1 2 3 4




1 2 3 4



1 2 3 4




1 2 3 4 5 6 7 8 9 10 11 12



1 2 3 4 5 6



1 2 3 4





1 2 3 4 5 6




1 2 3 4 5 6

From Art Gallery:





From Hoffman:



Fall Classes (through October)--Alphabetically arranged!

Advent Calendar Sat. Sept. 2, 1-4 \$20 Barb Boyer

Northcott has a cute, new advent calendar that is super simple to make. Just a little cutting & trimming, a few straight seams, and you'll have a pocketed calendar to hide goodies in for each day.

All Things Christmas! 2nd Fridays every other month. 1-4 \$20/per class

Barb Boyer & Sue Frerich

Our Christmas project for October is the cute yo yo Santa, pattern from Happy Hollow designs. We have kits!

All Things Halloween! 2nd Fridays every other month. 1-4 \$20/per class

Barb Boyer & Sue Frerich

We will do 5 Halloween projects this year, including a full sized quilt, a table runner, an ornament, and other fun projects. You can pick and choose which projects you would like to do or sign up for all of them and get 1 class for free!

Bali Wedding Star third Sat of month from Sept-Dec check calendar for times \$30 Angela Fisk & Tina Wilson

The Bali Wedding Star is a Judy Niemeyer foundation paper-pieced pattern, but Angela and Tina have simplified the color selections. In class you will learn the basics of foundation piecing, plus you will learn how to deal with those curves-really easy, don't worry. The first class will discuss color selection, cutting and organization. The remaining classes will focus on sewing and completion. Please sign up early because the background fabric requirements may require the ordering of specific bolts of fabric. Come in, choose colors you are interested in, and I will bring the bolts into the store.

Beginning Machine Applique Wed. Nov 29, 1-4 OR 6-9 \$25 Barb Boyer

So many quilts use applique these days. Learn the ins and outs of machine applique, from points to curves. We will practice the button hole/blanket stitch, satin stitch, and you can also play around with your decorative stitches. Threads, fusibles and stabilizers will be discussed.

Beginning Machine Quilting Wed. Nov 15, 1-4 or 6-9 \$25 Sue Frerich

Be prepared to quilt! You will practice your quilting skills on various samples, using both your walking foot and darning foot. Batting, threads, needles and patterns will be discussed. Who knows? By the time you leave you may even be able to write/quilt your name!

Beginning Quilting Sun. starting Sept 10 1-4 OR Thur Sept 14 6-9 8 weeks \$65 Barb Boyer

This comprehensive 8-week course will introduce to you almost everything you need to know about piecing a quilt top. Along the way you will learn about color, batting, thread, machines and various techniques to give you the skills to make almost any quilt.

Block of the Month First Sat of month 10:30-11:15 FREE Barb Boyer
Join at any time. You get a free fat quarter if you come to class with the previous month's completed block. This year we're making a basket quilt. Each block will be a different basket. The challenge, if you choose to accept it, is to use plaids!

Christmas Triangle Frenzy Wed. Oct 18 \$20 Barb Boyer
If you haven't done a Triangle Frenzy table runner -- why not? We have all sorts of great Christmas 10" border prints that are crying out to become a Triangle Frenzy table runner. And we have a couple of new patterns that show different ways to put your triangles together.

Cowgirl Star Sat Oct 14, 1-6 \$20 Sue Frerich
Lasso up your 10" precut squares to make this cute, easy, and fast quilt. You do a little sewing, you do a little slashing, and you wind up with a quickly pieced star. Fun! Pattern will be given in class.

Cora Thurs, Sept 21, 28 1-6 \$25 Sue Frerich
Cora the Owl is a Laura Heine pattern, involving multiple fabrics, layered on top of each, all cut & created to design...an Owl. You can use flowers for eyes, stamens (centers of flowers) for the nose, petals for wings-all sorts of choices. Sue will guide you through figuring out what fabrics will look best for your Cora.

English Paper Piecing 4th (or last) Mondays 2-4 Barb Boyer \$20 (But not in September, sorry)
English paper piecing dates back to the early 1800s. It is a hand sewing method that uses paper templates to help sew complex angles together, like hexagons. Any number of different designs can be made, including Grandmother's Flower Garden-this is the pattern I am doing this year. Several patterns will be available, including traditional Flower Garden and the Downton Abbey free pattern.

Fat Quarter Fun Sat. Sept. 9, OR Mon Sept 11; Sat. Nov. 11 OR Mon Nov 13 1-6; \$20
Barb Boyer & Sue Frerich
Every other month we will make a quilt using fat quarters (plus additional fabrics for borders). The September Fat Quarter Fun Quilt is called Between Friends, and it is out of the Happy Hour book. November's quilt is a wonky 9-patch-which will be on display soon.

Friday Nighters, last Friday of the month 5:30-? \$10 Barb Boyer
This class will help you get organized for Christmas 2015 -- or just help you get things done. You give me a list of your "to dos" or unfinished projects you want to finish and then each month I check off what you've completed. Trust me. If you need incentive to stay on track, this is it. You can bring your sewing machine or do hand work.

Gypsy Wife First Sat of month, 1-4, Oct through at least December \$25 Sue Frerich

This is a quilt mad from strips, blocks, more strips & more blocks. It's not a sampler quilt, but it contains many different blocks in different sizes. It's not a strip quilt, because it contains blocks. But it is a stunning quilt, one where you can use your scraps and go crazy or stay a little more coordinated by using a collection. The best description is a picture.

Hand Applique/Back Basting

Wed. Sept 27, 10-noon Sandra Freeburg \$25

Back basting is a template free method of needle turn applique. No slippery freezer paper or chalked lines on top that never seem to get turned under quite right. This method is especially great for traveling, because your pieces will be basted onto your background -- no need for pins to get in the way. This class is great for beginners and all levels of appliquers. Don't let hand applique frustrate you. It's really easy and relaxing!

Hand Embroidery Club 2nd Sat. of the month, 10-noon FREE (but see below) Kathy Sconce

(Club normally meets the 2nd Sat. of each month from 10-noon) We are finishing up our barn project that we started last fall. In January we are planning a new adventure, staring wool! Come to class, see what we're planning, and don't forget to bring a project to stitch on.

Hand Quilting Wed. Sept. 20, 10-noon \$25 Sandra Freeburg

Hand quilting is an art that should not be lost. By the end of Sandra's class you will be hand quilting with confidence. Everyone has at least one special quilt that calls out for hand quilting. And there is nothing better than the feel of a hand quilted quilt. Do yourself a favor and learn this art that connects us to our past -- our mothers, grandmothers and great grandmothers.

Hoffman Wildlife Quilt using Hoffman's Call of the Wild panel and a Mountain Peaks Creation pattern. Wed Oct 25, 10:30-4 \$20 Barb Boyer
The class will focus on how to fussy cut the panel to turn your quilt into a "looking through the window" styled quilt. You need 2 yards of the Call of the Wild panel--don't wait too long. This fabric sells out quickly! \$20

Knit Pickers' Club 2nd Wed of each month, 6-8:30 Carol Moler

Every second Thursday, we're getting together to practice our knitting. The Club is open to all skill levels. We want to share what we've learned, find new patterns, and simply just sit and knit. We're currently working on some felting projects, but we're planning on heading into fingerless mittens, mittens, and socks.

Monthly Minis First Saturday of the Month, Feb-Dec. 4-6 \$10 for the year (plus patterns or kits)

This year we are doing Holiday House, pre laser cut. Each kit will be app. \$40. These blocks can be made into a quilt, or kept separate as individual wall hangings.

Pumpkin Panel with lights Mon Oct 9 1-4 \$20 Barb Boyer

Add fun borders, learn about some fun machine quilting ideas (you won't

have time in class to machine quilt) and find out how to illuminate your pumpkin patch wall hanging! We have the lights!

One Block Wonder Panel Quilt Sat Sept 23, 30 & Oct. 28 see calendar for times

\$25 Sue Frerich

You don't want to miss this class. The technique is called One Block Wonder and you need 7 panels for the quilt. Sue used a beautiful eagle print (keep your fingers crossed, we may be able to get 1 bolt). But we have lots of interesting panels that would make a fantastic One Block Wonder Panel Quilt. (I'm looking at the Star Wars panels....). The technique used is similar to a Stack & Whack quilt, but the difference is in how it is sewn together. This is truly a stunning quilt. You don't want to miss this class!

Pillow Case Party Sun. Nov 26 1-4 FREE

If you've never made a pillow case, or just want some time to sew a pillow case, this class is for you. This is a great mother/daughter styled class and pillow cases make great presents!

Pony Express Messenger Bag Mon Sept 18, and, if needed, Sept. 25 10:30-5 \$20 Sue Frerich

This messenger bag is a free download from Northcott. The bag has a great shape, has plenty of pockets, and is a great way to show off your Pony Express fabrics. We will have a few kits made up using the Pony Express fabrics.

Pony Express Quilt Mon Sept 11, 10:30-5 \$20 Barb Boyer

We have our own version for the Pony Express May wall hanging and it includes the block from our shop. We hope to have the quilt done in time, but we will at least have a picture of it. We are also doing a full sized Pony Express quilt, using our shop's block-this quilt definitely will not be done in time, but, again, we will have pictures and fabric requirements. In class, I will hand out pattern instructions for both quilts.

Spoon Quilting Wed. Oct 11, 10-noon \$25 Sandra Freeburg

No more sore fingers! Learn to Spoon Quilt, with a special spoon quilting tool. This tool helps you keep your stitches tiny and even without pricking your finger. Need to have basic quilting skills (rocking motion quilting).

Trip Around the World Sept 13, 27, & Oct 4 \$25 Barb Boyer

This is a Trip Around the World-on Point! The quilt measures app. 95" X 95" and is panel sewn using 8 different fabrics. Pattern is given out in class only. You don't have to choose your fabrics before class-the first class is all about color!

September 2017

Sunday	Monday	Tuesday	Wednesday	Thursday	Friday	Saturday
Color of the month: Orange					1	2 BOM 10:30-11:30 Advent Calendar 1-4 Monthly Mini 4-6
3 CLOSED	4 Fat Quarter Fun 1-6 Labor Day	5	6 Full Moon	7	8 All Things Halloween 1-4	9 Embroidery Club 10-noon Fat Quarter Fun 1-6 Pony Express Kickoff Party all day
10 Beginning Quilt 1-4	11 Pony Express Quilt 10:30 5	12	13 Trip Around the World 10:30-4 Knit Pickers' Club 6-8:30	14 Beginning Quilt 6-9	15 Open Sew 1-4	16 Judy Niemeyer's Bali Wedding Star 10-2
17 Beginning Quilt 1-4	18 Pony Express Messenger Bag 10:30-5	19	20 Hand Quilting 10-noon	21 Beginning Quilt 6-9 Cora 1-6	22	23 One Block Wonder 10:30 4
24 Beginning Quilt 1-4	25 Pony Express Messenger Bag 10:30-5	26	27 Hand Applique 10-noon Trip Around the World 1-6	28 Cora 1-6 Beginning Quilt 6-9	29 Friday Nighters 5:30 -?	30 One Block Wonder 10:30 4

October 2017

Sunday	Monday	Tuesday	Wednesday	Thursday	Friday	Saturday
1 CLOSED	2	3	4 Trip Around the World 10:30-4	5 Full Moon Beginning Quilt 6-9	6 All Things Christmas 1-4	7 BOM 10:30-11:30 Gypsy Wife 1-4 Monthly Mini 4-6
8 Beginning Quilt 1-4	9 Pumpkin Panel w/lights 1-4 Columbus Day	10	11 Spoon Quilting 10-noon Knit Pickers' Club 6-8:30	12 Beginning Quilt 6-9	13 Open Sew 1-4	14 Embroidery Club 10-noon Cowgirl Star 1-6
15 Beginning Quilt 1-4	16	17	18 Christmas Triangle Frenzy 1-6	19 Beginning Quilt 6-9	20	21 Judy Niemeyer 10-5
22 Beginning Quilt 1-4	23	24	25 Hoffman Wildlife 10:30-4	26 Beginning Quilt 6-9	27 Friday Nighters 5:30 -?	28 One Block Wonder 10:30 4
29 Beginning Quilt 1-4	30 English Paper Piecing 2-4	31 Halloween				Color of the month: Green

HAND EMBROIDERY CLUB

If you want to learn to hand embroider or just brush up your technique, join us on the second Saturday of the month from 10 to noon. We use printed patterns and some vintage free patterns that you can embroider, embellish and color. Depending on the projects, each month Kathy Sconce shows us a new stitch to try, plus, she guides us through thread choices, how to knot, fabrics to use, and tracing techniques.

Knit Pickin' Club

This is another get-together class to sit & knit, work on our projects, share information and get some help. We will share techniques, suggest patterns, but mainly we'll sit & knit (or pick).

Toad Toters

On full moon days (as noted in the calendar) you will get 20% off all purchases (not otherwise discounted) that you can fit in your bag. You must bring your bag to participate.

Full Moon Days: Sept. 6, Oct. 5, Nov. 3, Dec. 2 (observed)

Discount Policy

We will honor only one discount -- whichever is largest. You can't combine a 10% with a 25% discount to get a 35% discount. On this we can't be bribed."

Color of the Month

August: black. Sept: Orange. October: Green November: flannel December: Christmas

Join the fun and come feel the difference of quality fabrics.

Happy quilting!

Sincerely, Barbara Boyer

Around the Block

307-433-9555

www.aroundtheblockquilts.com