

## -- PARTY TIME --



**SAVE YOUR CALENDARS FOR A DATE  
TO BE SPECIFIED, AT A LATER DATE!**

We are cutting through the wall and expanding into the space next door! I can share some of the details now.

I have signed up to become a Nolting Long Arm dealer. We will sell Nolting Long Arm quilting machines AND we will have machines to rent--just one at first. I have been a Nolting fan for more than 13 years and have a 17" Fun Quilter at my house. Noltings are easy to operate, easy to maintain, and the price can't be beat! In the coming weeks, I will provide info on the Nolting machines in the newsletter. If you are interested now and would like a long arm machine for CHRISTMAS! let me

know.

In addition to putting Nolting longarm machines into the space next door, we will move the classroom next door as well. The plan is to cut a hole in the wall where the books currently reside to provide access (in addition to the front door). The space not occupied by the machines will become the classroom.

This means that I won't have to pick up my mess in the current classroom every time we have a class! And I promise I won't migrate my sewing mess into the space next door. Some of the fabric will go into the new space, plus other stuff--just don't know yet.

Timing for all of this? Don't know. I'll keep you posted. And we'll have a grand opening, with cookies, punch, treats, give aways, and maybe some fun demos.



October 20, 2017

This letter, and a couple of others written by Abraham Lincoln, have been circulating on the internet this week. I wanted to share one of them with you, in case you haven't seen it yet.

Lincoln was an eloquent writer, and this letter came from a place of grief in his own heart, as he had just lost his son, William Wallace Lincoln. The letter was sent two days before Christmas 1862 to Fanny McCullough, the daughter of a long-time friend William McCullough.

Dear Fanny,

It is with deep grief that I learn of the death of your kind and brave Father; and, especially, that it is affecting your young heart beyond what is common in such cases. In this sad world of ours, sorrow comes to all; and, to the young, it comes with bitterest agony, because it takes them unawares. The older have learned to ever expect it. I am anxious to afford some alleviation of your present distress. Perfect relief is not possible, except with time. You can not now realize that you will ever feel better. Is not this so? And yet it is a mistake. You are sure to be happy again. To know this, which is certainly true, will make you some less miserable now. I have had experience enough to know what I say; and you need only to believe it, to feel better at once. The memory of your dear Father, instead of an agony, will yet be a sad sweet feeling in your heart, of a purer and holier sort than you have known before.

Please present my kind regards to your afflicted mother.

Your sincere friend

A. Lincoln

Executive Mansion,

Washington, December 23., 1862.

Dear Fanny

It is with deep grief that I learn of the death of your kind and brave father; and, especially, that it is affecting your young heart beyond what is common in such cases. In this sad world of ours, sorrow comes to all; and, to the young, it comes with bitterest agony, because it takes them unawares. The older have learned to ever expect it. I am anxious to afford some alleviation of your present distress. Perfect relief is not possible, except with time. You can not now realize that you will ever feel better. Is not this so? And yet it is a mistake. You are sure to be happy again. To know this, which is certainly true, will make you some less miserable now. I have had experience enough to know what I say; and you need only to believe it, to feel better at once. The memory of your dear father, instead of an agony, will yet be a sad sweet feeling in your heart, of a pure, and holy sort that you have known before.

Please present my kind regards to your afflicted Mother.

Miss Fanny McCullough.

Your sincere friend,  
A. Lincoln.

## We have a Row by Row Winner!

Betty brought in her quilt last Friday. All the rows are from Wyoming and she did a beautiful job!



## WHAT'S NEW!!

From Hoffman:



From Camelot Lord of the Rings:



From Alexander Henry:







From Moda:




From Clothworks:



From Alexander Henry:

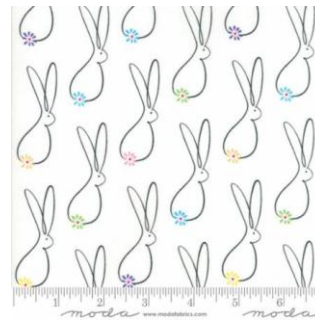





From Northcott:






From Moda:







From Timeless:








From Stof:







From Robert Kaufman:



## Fall Classes (through October)--Alphabetically arranged!

**All Things Christmas!** 2nd Fridays every other month. 1-4 \$20/per class Barb Boyer & Sue Frerich

Our Christmas project for October is the cute yo yo Santa, pattern from Happy Hollow designs. We have kits!

**Bali Wedding Star** third Sat of month from Sept-Dec check calendar for times \$30 Angela Fisk & Tina Wilson

The Bali Wedding Star is a Judy Niemeyer foundation paper-pieced pattern, but Angela and Tina have simplified the color selections. In class you will learn the basics of foundation piecing, plus you will learn how to deal with those curves-really easy, don't worry. The first class will discuss color selection, cutting and organization. The remaining classes will focus on sewing and completion. Please sign up early because the background fabric requirements may require the ordering of specific bolts of fabric. Come in, choose colors you are interested in, and I will bring the bolts into the store.

**Bargello Tree** Nov. 19 & 16, 10:30-4. Barb Boyer \$20. Pattern will be handed out in class. You will need 1 Christmas 2 1/2" set of strips (30-40) plus background. We will have a couple of kits available as well. This is also a quilt that you could light up!

**Beginning Machine Applique** Wed. Nov 29, 1-4 OR 6-9 \$25 Barb Boyer

So many quilts use applique these days. Learn the ins and outs of machine applique, from points to curves. We will practice the button hole/blanket stitch, satin stitch, and you can also play around with your decorative stitches. Threads, fusibles and stabilizers will be discussed.

**Beginning Machine Quilting** Wed. Nov 15, 1-4 or 6-9 \$25 Sue Frerich

Be prepared to quilt! You will practice your quilting skills on various samples, using both your walking foot and darning foot. Batting, threads, needles and patterns will be discussed. Who knows? By the time you leave you may even be able to write/quilt your name!

**Beginning Quilting** Sun. starting Sept 10 1-4 OR Thur Sept 14 6-9 8 weeks \$65 Barb Boyer

This comprehensive 8-week course will introduce to you almost everything you need to know about piecing a quilt top. Along the way you will learn about color, batting, thread, machines and various techniques to give you the skills to make almost any quilt.

**Block of the Month** First Sat of month 10:30-11:15 FREE Barb Boyer



Join at any time. You get a free fat quarter if you come to class with the previous month's completed block. This year we're making a basket quilt. Each block will be a different basket. The challenge, if you choose to accept it, is to use plaids!

**Cowgirl Star** Sat Oct 14, 1-6 \$20 Sue Frerich

Lasso up your 10" precut squares to make this cute, easy, and fast quilt. You do a little sewing, you do a little slashing, and you wind up with a quickly pieced star. Fun! Pattern will be given in class.

**English Paper Piecing** 4th (or last) Mondays 2-4 Barb Boyer \$20  
(But not in September, sorry)

English paper piecing dates back to the early 1800s. It is a hand sewing method that uses paper templates to help sew complex angles together, like hexagons. Any number of different designs can be made, including Grandmother's Flower Garden-this is the pattern I am doing this year. Several patterns will be available, including traditional Flower Garden and the Downton Abbey free pattern.

**Fat Quarter Fun** Sat. Sept. 9, OR Mon Sept 11; Sat. Nov. 11 OR  
Mon Nov 13 1-6; \$20

Barb Boyer & Sue Frerich

Every other month we will make a quilt using fat quarters (plus additional fabrics for borders). November's quilt is a wonky 9-patch-which will be on display soon.

**Friday Nighters**, last Friday of the month 5:30-? \$10 Barb Boyer

This class will help you get organized for Christmas 2015 -- or just help you get things done. You give me a list of your "to dos" or unfinished projects you want to finish and then each month I check off what you've completed. Trust me. If you need incentive to stay on track, this is it. You can bring your sewing machine or do hand work.

**Gypsy Wife** First Sat of month, 1-4, Oct through at least December  
\$25 Sue Frerich

This is a quilt mad from strips, blocks, more strips & more blocks. It's not a sampler quilt, but it contains many different blocks in different sizes. It's not a strip quilt, because it contains blocks. But it is a stunning quilt, one where you can use your scraps and go crazy or stay a little more coordinated by using a collection. The best description is a picture.

**Hand Applique/Back Basting**

Wed. Sept 27, 10-noon Sandra Freeburg \$25

Back basting is a template free method of needle turn applique. No slippery freezer paper or chalked lines on top that never seem to get turned under quite right. This method is especially great for traveling, because your pieces will be basted onto your background -- no need for pins to get in the way. This class is great for beginners and all levels of appliquers. Don't let hand applique frustrate you. It's really easy and relaxing!

**Hand Embroidery Club** 2nd Sat. of the month, 10-noon FREE (but see below) Kathy Sconce

(Club normally meets the 2nd Sat. of each month from 10-noon) We are finishing up our barn project that we started last fall. In January we are planning a new adventure, staring wool! Come to class, see what we're planning, and don't forget to bring a project to stitch on.

**Hand Quilting** Wed. Sept. 20, 10-noon \$25 Sandra Freeburg  
Hand quilting is an art that should not be lost. By the end of Sandra's class you will be hand quilting with confidence. Everyone has at least one special quilt that calls out for hand quilting. And there is nothing better than the feel of a hand quilted quilt. Do yourself a favor and learn this art that connects us to our past -- our mothers, grandmothers and great grandmothers.

**Hoffman Wildlife Quilt** using Hoffman's Call of the Wild panel and a Mountain Peaks Creation pattern. Wed Oct 25, 10:30-4 \$20 Barb Boyer

The class will focus on how to fussy cut the panel to turn your quilt into a "looking through the window" styled quilt. You need 2 yards of the Call of the Wild panel-don't wait too long. This fabric sells out quickly! \$20

**Knit Pickers' Club** 2nd Wed of each month, 6-8:30 Carol Moler  
Every second Thursday, we're getting together to practice our knitting. The Club is open to all skill levels. We want to share what we've learned, find new patterns, and simply just sit and knit. We're currently working on some felting projects, but we're planning on heading into fingerless mittens, mittens, and socks.

**Monthly Minis** First Saturday of the Month, Feb-Dec. 4-6 \$10 for the year (plus patterns or kits)

This year we are doing Holiday House, pre laser cut. Each kit will be app. \$40. These blocks can be made into a quilt, or kept separate as individual wall hangings.

**One Block Wonder Panel Quilt** Sat Sept 23, 30 & Oct. 28 see calendar for times  
\$25 Sue Frerich

You don't want to miss this class. The technique is called One Block Wonder and you need 7 panels for the quilt. Sue used a beautiful eagle print (keep your fingers crossed, we may be able to get 1 bolt). But we have lots of interesting panels that would make a fantastic One Block Wonder Panel Quilt. (I'm looking at the Star Wars panels....). The technique used is similar to a Stack & Whack quilt, but the difference is in how it is sewn together. This is truly a stunning quilt. You don't want to miss this class!

**Pillow Case Party** Sun. Nov 26 1-4 FREE

If you've never made a pillow case, or just want some time to sew a pillow case, this class is for you. This is a great mother/daughter styled class and pillow cases make great presents!

**Santa Christmas Panel** Mon Nov 6 1-4 \$20 Barb Boyer This panel has 3 parts: splitting the panel into a mock attic window setting; making stars with a new ruler from Creative Grid; and learning how to light it up & make it sparkle!

**Spoon Quilting** Wed. Oct 11, 10-noon \$25 Sandra Freeburg  
No more sore fingers! Learn to Spoon Quilt, with a special spoon quilting tool. This tool helps you keep your stitches tiny and even without pricking your finger. Need to have basic quilting skills (rocking motion quilting).

**Trip Around the World** Sept 13, 27, & Oct 4 \$25 Barb Boyer  
This is a Trip Around the World-on Point! The quilt measures app. 95" X 95" and is panel sewn using 8 different fabrics. Pattern is given out in class only. You don't have to choose your fabrics before class-the first class is all about color!

## October 2017

Sunda	Monda	Tuesda	Wednesd	Thursd	Frida	Saturd
-------	-------	--------	---------	--------	-------	--------

y	y	y	ay	ay	y	ay
1 CLOSE D	2	3	4 Trip Around the World 10:30-4	5 Full Moon Beginning Quilt 6-9	6 All Things Christma s 1-4	7 BOM 10:30- 11:30 Gypsy Wife 1-4 Monthly Mini 4-6
8 Beginning Quilt 1-4	9 Pumpkin Panel w/lights 1- 4 <a href="#">Columbu s Day</a>	10	11 Spoon Quilting 10- noon Knit Pickers' Club 6-8:30	12 Beginni ng Quilt 6-9	13 Open Sew1-4	14 Embroidery Club 10-noon Cowgirl Star 1-6
15 Beginning Quilt 1-4	16	17	18 Christmas Triangle Frenzy 1-6	19 Beginning Quilt 6-9	20	21 Judy Niemeyer 10-5
22 Beginning Quilt 1-4	23	24	25 Hoffman Wildlife 10:30- 4	26 Beginning Quilt 6-9	27 Friday Nighters 5:30 -?	28 One Block Wonder 10:30 4
29 Beginning Quilt 1-4	30 English Paper Piecing 2-4	31 <a href="#">Hallowee n</a>				Color of the month: Green

## November 2017

Sunda y	Mond ay	Tuesd ay	Wednesd ay	Thursd ay	Friday	Saturd ay
------------	------------	-------------	---------------	--------------	--------	--------------



			1	2 Beginning Quilt 6-9	3 Full Moon	4 BOM 10:30-11:30 Gypsy Wife 1-4  Monthly Mini 4-6
5 CLOS D	6 Santa Christmas Panel w/lights 1-4	7	8 Knit Pickers' Club 6-8:30	9 Bargello 10:30-4	10 All Things Christmas 1-4	11 Embroidery Club 10-noon  Fat Quarter Fun 1-6 Wonky 9-patch <a href="#">Veterans Day</a>
12 Beginning Quilt 1-4	13 Fat Quarter Fun 1-6 Wonky 9-patch	14	15 Beginning Machine Quilting 1-4 or 6-9	16 Bargello 10:30-4	17 Open Sew 1-4	18 Judy Niemeyer 10-5
19	20	21	22	23 CLOS ED  <a href="#">Thanksgiving Day</a>	24 Friday Nighters 5:30 -?	25
26 Pillow Case Party 1-4	27 English Paper Piecing 2-4	28	29 Beginning Machine Applique 1-4 or 6-9	30		Color of the month: flannel

\*\*\*\*\*

#### HAND EMBROIDERY CLUB

If you want to learn to hand embroider or just brush up your technique, join us on the second Saturday of the month from 10 to noon. We use printed patterns and some vintage free patterns that you can embroider, embellish and color. Depending on the projects, each month Kathy Sconce shows us a new stitch to try, plus, she guides us through thread choices, how to knot, fabrics to use, and tracing techniques.

\*\*\*\*\*

#### Knit Pickin' Club

This is another get-together class to sit & knit, work on our projects, share information and get some

help. We will share techniques, suggest patterns, but mainly we'll sit & knit (or pick).

**Toad Toters**

On full moon days (as noted in the calendar) you will get 20% off all purchases (not otherwise discounted) that you can fit in your bag. You must bring your bag to participate.

**Full Moon Days:** Sept. 6, Oct. 5, Nov. 3, Dec. 2 (observed)

**Discount Policy**

We will honor only one discount -- whichever is largest. You can't combine a 10% with a 25% discount to get a 35% discount. On this we can't be bribed."

**Color of the Month**

**August:** black. **Sept:** Orange. **October:** Green **November:** flannel **December:** Christmas

Join the fun and come feel the difference of quality fabrics.

Happy quilting!

Sincerely, Barbara Boyer

Around the Block

307-433-9555

[www.aroundtheblockquilts.com](http://www.aroundtheblockquilts.com)

Around the Block, 453 Vandehie Suite 120, Cheyenne, WY 82009