



November 10, 2017

Becca wants a mail box. Don't ask. Just go with it. I usually do.

"So why do you want a mail box? Who'd be writing to you?" (I'm channeling Harry Potter here & Becca will soon have her own dog house & it might even go under the deck. Very Harry Potterish. But don't tell her.)

"Who writes to you?" she shot back. "I saw you pulling all sorts of mail out your mailbox this morning and you just threw them on the floor in your car." How she can see that far, I have no idea. But she's right about using the floor of the car as my trash receptacle. I used to have a bag, but the trash from the mailbox outgrew the bag.

I used to love getting mail. I was 12 and during the summer I knew exactly what time on Wednesday the mailman would arrive, bringing me my Summer Weekly Reader. I'd wait anxiously by the mailbox for him. Then I grew up and I only got bills, occasional letters and cards, especially at birthdays and Christmas, and a couple of catalogs. The letters and cards were great. The catalogs were fun, and there weren't that many. So adult mail wasn't as exciting as kid mail, but it still was all right. And occasionally fun.

Then the internet came into existence. And everything changed. And then we got texting. And it just got worse. Now the only people who use the mail service are catalog companies, a few advertisers, free magazines you never read, and solicitations for credit cards and debt reduction services. The only cards (other than Christmas from relatives) that come any more are from my insurance company and a real estate agent. But those are just well disguised solicitations/advertising.

To prove my point, my mail this week has been:

Lands End Plus catalog, Burgers smokehouse catalog, Wren magazine (Wyoming Rural Electric), What on Earth catalog, The Lakeside Collection catalog, Catalog Favorites catalog (I'm not kidding), Bits and Pieces catalog, Spillsbury catalog, Grandinroad catalog, Signals catalog, Cheyenne's Hometown magazine, The Winter Collection catalog, Young Explorers Catalog, Plow & Hearth Catalog, L.L. Bean Catalog, HearthSong Catalog, Cabala's Sale catalog, Lazy Boy Sale flyer, and Brown's Shoe flyer. That's just the sale stuff and doesn't count the 4-5 catalogs I got last week. I also got a bank statement (yes, I still do paper on some things), a credit card statement, a survey from my health insurance company that I don't need to waste time on, an Important Notice about refinancing my house, one bill for my carpet, a credit card machine statement for the shop that for some reason comes to my home address, a renewal notice for a magazine, AND another loan offer to refinance my house. That's 27 things, only one of which I need to pay attention to-the carpet bill. The insurance survey even told me that if I answered no to the question, I didn't have to fill out the survey, but they would like me to anyway. Not gonna happen.

Now, to be fair, I don't send cards & letters much either. I rely on the internet and texting to keep in touch with people. But I gotta admit it's not quite the same as waiting anxiously for the mailman to come with that special something. Okay, now I'm channeling Music Man and the song:

O-ho the Wells Fargo Wagon is a-comin' down the street,  
Oh please let it be for me!  
O-ho the Wells Fargo Wagon is a-comin' down the street,  
I wish, I wish I knew what it could be!

Anyway, I found it surprising that Becca wanted a mail box to go with her new house.

"So why, again, do you want a mail box? What do you think you'll get?"

"Catalogs."

"Okay, and how do you think the catalog companies will know you exist?"

"Once you put up a mailbox, the mail delivery people (she's picked up political correctness, I'll give her that) send out an email to all the catalog companies and you get on everyone's list."

"Becca, that's not how it happens."

"Well, how do you explain getting Grandinroad catalog, The Winter Collection catalog, and the Young Explorers Catalog. You've never heard of them." That's true.

"It's because I ordered from some other magazine and they sold their mailing list to someone else, I guess."

"That doesn't make sense. Why would one company deliberately give away their customers?"

"Becca, it's complicated. I don't know how it happens. Let's get back to the point. What do you expect to order from a catalog?"

"Marijuana."

"What?"

"It's for the cat."

"Becca you can't order pot through a catalog."

"Yes you can. It's called Canna-Pet. Vets are recommending it for stressed out pets." It's true. I don't know if it's legal in Wyoming, though.

"Becca, Lydia's not stressed out."

"Not yet." Hmmmm. I tried a different tactic.

"Becca, you don't have a credit card. You can't order without one." I thought I had her there.

"Not yet. Within a week I'll get a solicitation for one."

"Becca...no. No. No."

She just tipped her head & did that fake grin.

"Becca!!!!"

## Nolting Longarm Machines

Nolting has 5 main machines, each with different reaches: from 17" to 30" depending on the machine. They are sold with or without a frame, but after I saw & helped set up one of the steel frames this week, I recommend buying the frame. All machines, except for the Standard-- the most economical machine-- have a stitch regulator. I recommend a stitch regulator. All machines can be equipped with a computer and there are a couple of different ones to choose from. In addition, you can get an extended table base so that you can use rulers, you can get larger bobbins on some of the models and on the frames you can get hydraulic lifts to raise and lower the tables. In the coming weeks, I will print out more information on each model.

The best entry level machine is the Fun Quilter. It comes in 17", 20" & 23" reach. It comes with the Intellistitch Equalizer stitch regulator, standard speed control, needle up/down, and fixed handles in the front & rear. This machine can also be equipped with a computer.



The Pro Machine has the Intellistitch Turbo stitch regulator, single stitch option, standard speed control, needle up/down and customizable handles in the front & rear. The Pro Machine comes in 20", 24" and 30" reach with 10-12" of inside height. There are easy dials on the front to set stitch length and other options. This machine can also be equipped with a computer.



The NV Machine is the newest in the fleet of Nolting machines. This machine has a touch screen with progra


mmable stitch regulation. You can stitch in 4 different stitch modes plus single stitch and needleup/down. It also has an adjustable brightness LED work light. This machine can also be equipped with a computer.



Nolting also has a commercial machine with the Intellistitch Equalizer stitch regulator, standard speed control, needle up/down, and fixed handles in the front & rear. This machine can also be equipped with a computer.

## WHAT'S NEW!!

From Northcott:












From Art Gallery:



From Moda (the last 2 are wide backs):





From Westminster (Kaffe, Tina Givens, Jennifer Paganelli)






We got P & B whites/neutrals in (pictures won't really show up).  
We also got in the In the Beginning fabrics and patterns for the Floral Menagerie quilt.  
We will kit this quilt as a block of the month. Stay tuned.

From Stof:







And 3 more silvers


From Hoffman:







From Moda:







From Camelot Lord of the Rings:



From Clothworks:



## Fall Classes (through October)--Alphabetically arranged!

**Bali Wedding Star** third Sat of month from Sept-Dec check calendar for times \$30 Angela Fisk & Tina Wilson

The Bali Wedding Star is a Judy Niemeyer foundation paper-pieced pattern, but Angela and Tina have simplified the color selections. In class you will learn the basics of foundation piecing, plus you will learn how to deal with those curves-really easy, don't worry. The first class will discuss color selection, cutting and organization. The remaining classes will focus on sewing and completion. Please sign up early because the background fabric requirements may require the ordering of specific bolts of fabric. Come in, choose colors you are interested in, and I will bring the bolts into the store.

**Bargello Tree** Nov. 19 & 16, 10:30-4. Barb Boyer \$20. Pattern will be handed out in class. You will need 1 Christmas 2 1/2" set of strips (30-40) plus background. We will have a couple of kits available as well. This is also a quilt that you could light up!

**Beginning Machine Applique** Wed. Nov 29, 1-4 OR 6-9 \$25 Barb Boyer  
So many quilts use applique these days. Learn the ins and outs of machine applique, from points to curves. We will practice the button hole/blanket stitch, satin stitch, and you can also play around with your decorative stitches. Threads, fusibles and stabilizers will be discussed.

**Beginning Machine Quilting** Wed. Nov 15, 1-4 or 6-9 \$25 Sue Frerich  
Be prepared to quilt! You will practice your quilting skills on various samples, using both your walking foot and darning foot. Batting, threads, needles and patterns will be discussed. Who knows? By the time you leave you may even be able to write/quilt your name!

**Block of the Month** First Sat of month 10:30-11:15 FREE Barb Boyer  
Join at any time. You get a free fat quarter if you come to class with the previous month's completed block. This year we're making a basket quilt. Each block will be a different basket. The challenge, if you choose to accept it, is to use plaids!

**English Paper Piecing** 4th (or last) Mondays 2-4 Barb Boyer \$20 (But not in September, sorry)

English paper piecing dates back to the early 1800s. It is a hand sewing method that uses paper templates to help sew complex angles together, like hexagons. Any number of different designs can be made, including

Grandmother's Flower Garden-this is the pattern I am doing this year. Several patterns will be available, including traditional Flower Garden and the Downton Abbey free pattern.

**Fat Quarter Fun Sat.** Nov. 11 OR Mon Nov 13 1-6; \$20

Barb Boyer & Sue Frerich

Every other month we will make a quilt using fat quarters (plus additional fabrics for borders). November's quilt is a wonky 9-patch-which will be on display soon.

**Friday Nighters,** last Friday of the month 5:30-? \$10 Barb Boyer

This class will help you get organized for Christmas 2015 -- or just help you get things done. You give me a list of your "to dos" or unfinished projects you want to finish and then each month I check off what you've completed. Trust me. If you need incentive to stay on track, this is it. You can bring your sewing machine or do hand work.

**Gypsy Wife** First Sat of month, 1-4, Oct through at least December \$25 Sue Frerich

This is a quilt mad from strips, blocks, more strips & more blocks. It's not a sampler quilt, but it contains many different blocks in different sizes. It's not a strip quilt, because it contains blocks. But it is a stunning quilt, one where you can use your scraps and go crazy or stay a little more coordinated by using a collection. The best description is a picture.

**Hand Applique/Back Basting**

Wed. Sept 27, 10-noon Sandra Freeburg \$25

Back basting is a template free method of needle turn applique. No slippery freezer paper or chalked lines on top that never seem to get turned under quite right. This method is especially great for traveling, because your pieces will be basted onto your background -- no need for pins to get in the way. This class is great for beginners and all levels of appliquers. Don't let hand applique frustrate you. It's really easy and relaxing!

**Hand Embroidery Club** 2nd Sat. of the month, 10-noon FREE (but see below) Kathy Sconce

(Club normally meets the 2nd Sat. of each month from 10-noon) We are finishing up our barn project that we started last fall. In January we are planning a new adventure, starring wool! Come to class, see what we're planning, and don't forget to bring a project to stitch on.

**Hand Quilting** Wed. Sept. 20, 10-noon \$25 Sandra Freeburg

Hand quilting is an art that should not be lost. By the end of Sandra's class you will be hand quilting with confidence. Everyone has at least one special

quilt that calls out for hand quilting. And there is nothing better than the feel of a hand quilted quilt. Do yourself a favor and learn this art that connects us to our past -- our mothers, grandmothers and great grandmothers.

**Knit Pickers' Club** 2nd Wed of each month, 6-8:30 Carol Moler  
Every second Thursday, we're getting together to practice our knitting. The Club is open to all skill levels. We want to share what we've learned, find new patterns, and simply just sit and knit. We're currently working on some felting projects, but we're planning on heading into fingerless mittens, mittens, and socks.

**Monthly Minis** First Saturday of the Month, Feb-Dec. 4-6 \$10 for the year (plus patterns or kits)  
This year we are doing Holiday House, pre laser cut. Each kit will be app. \$40. These blocks can be made into a quilt, or kept separate as individual wall hangings.

**Pillow Case Party** Sun. Nov 26 1-4 FREE  
If you've never made a pillow case, or just want some time to sew a pillow case, this class is for you. This is a great mother/daughter styled class and pillow cases make great presents!

**Santa Christmas Panel** Mon Nov 6 1-4 \$20 Barb Boyer This panel has 3 parts: splitting the panel into a mock attic window setting; making stars with a new ruler from Creative Grid; and learning how to light it up & make it sparkle!

**Spoon Quilting** Wed. Oct 11, 10-noon \$25 Sandra Freeburg  
No more sore fingers! Learn to Spoon Quilt, with a special spoon quilting tool. This tool helps you keep your stitches tiny and even without pricking your finger. Need to have basic quilting skills (rocking motion quilting).

## November 2017

Sunday	Monday	Tuesday	Wednesday	Thursday	Friday	Saturday
--------	--------	---------	-----------	----------	--------	----------

			<b>1 Hoffman Wildlife</b> 10:30-4	<b>2 Beginning Quilt</b> 6-9	<b>3 Full Moon</b>	<b>4 BOM</b> <b>10:30-11:30</b> Gypsy Wife 1-4  Monthly Mini 4-6
<b>5 Beginning Quilt</b> 1-4	<b>6 Santa Christmas Panel</b> w/lights 1-4	<b>7</b>	<b>8 Knit Pickers' Club</b> 6-8:30	<b>9 Bargello</b> 10:30-4  Beginning Quilt 6-9	<b>10 All Things Christmas</b> 1-4	<b>11 Embroidery Club</b> 10-noon  Fat Quarter Fun 1-6 Wonky 9-patch <a href="#">Veterans Day</a>
<b>12 Beginning Quilt</b> 1-4	<b>13 Fat Quarter Fun</b> 1-6 Wonky 9-patch	<b>14</b>	<b>15 Beginning Machine Quilting</b> 1-4 or 6-9	<b>16 Bargello</b> 10:30-4	<b>17 Open Sew</b> 1-4	<b>18 Judy Niemeyer</b> 10-5
<b>19</b>	<b>20</b>	<b>21</b>	<b>22</b>	<b>23 CLOS</b> ED  <a href="#">Thanksgiving Day</a>	<b>24 Friday Nighters</b> 5:30 -?	<b>25</b>
<b>26 Pillow Case Party</b> 1-4	<b>27 English Paper Piecing</b> 2-4	<b>28</b>	<b>29 Beginning Machine Applique</b> 1-4 or 6-9	<b>30</b>		Color of the month: flannel

\*\*\*\*\*

#### HAND EMBROIDERY CLUB

If you want to learn to hand embroider or just brush up your technique, join us on the second Saturday of the month from 10 to noon. We use printed patterns and some vintage free patterns that you can embroider, embellish and color. Depending on the projects, each month Kathy Sconce shows us a new stitch to try, plus, she guides us through thread choices, how to knot, fabrics to use, and tracing techniques.

\*\*\*\*\*

#### Knit Pickin' Club

This is another get-together class to sit & knit, work on our projects, share information and get some

help. We will share techniques, suggest patterns, but mainly we'll sit & knit (or pick).

**Toad Toters**

On full moon days (as noted in the calendar) you will get 20% off all purchases (not otherwise discounted) that you can fit in your bag. You must bring your bag to participate.

**Full Moon Days:** Sept. 6, Oct. 5, Nov. 3, Dec. 2 (observed)

**Discount Policy**

We will honor only one discount -- whichever is largest. You can't combine a 10% with a 25% discount to get a 35% discount. On this we can't be bribed."

**Color of the Month**

**August: black. Sept: Orange. October: Green November: flannel December: Christmas**

Join the fun and come feel the difference of quality fabrics.

Happy quilting!

Sincerely, Barbara Boyer

Around the Block

307-433-9555

[www.aroundtheblockquilts.com](http://www.aroundtheblockquilts.com)

Around the Block, 453 Vandehie Suite 120, Cheyenne, WY 82009