



ROW BY ROW!

Here is our Row! It's called, "Who Let the Horses Out of the Barn."

The block with the horses is an elongated Hole in the Barn Door block.



Our new license plates. Plates are for sale now. Row By Row starts June 21!



May 26, 2017

"So how does this work?" asked Cassidy.

"How does what work?"

"Well, you & Becca have these conversations and you write about them all the time. You don't write anything about what we talk about. Or the cat."

"Her name is Lydia, and she doesn't talk much. Neither do you, for that matter. So what do you want to talk about?"

Dead silence.

"My point exactly," I told her.

Cassidy just looked at me. Sigh.

"Okay, if I were talking to Becca, she might tell me that flamingos have two good legs, but they only use one when they stand."

"What's a flamingo?" Sigh.

"Okay, some birds like to stand on only one leg. They even sleep on just one leg."

"Why do birds only have two legs? I have four legs and I sleep in a big dog bed, unless Becca is using it." This is why I don't have conversations with Cassidy.

"Anyway, scientists are studying flamingos because they want to see how they do it. It will help them make better robots and prosthetic" ... I saw the look on Cassidy's face "fake legs. Apparently, flamingos use passive muscle control, not active muscle control, to stand on one leg." Cassidy's eyes were glazing over, but I continued.

"That means, the birds support their body weight on one leg without any muscle activity." Cassidy sighed.

"The scientists discovered this by working with dead flamingos." Cassidy perked up.

"In fact, one of the scientists was given two frozen dead flamingos from a zoo. But he had to drive over to pick them up. He said he hadn't anticipated how long their legs were and he couldn't get them into the cooler he brought. He said, 'I spent the whole drive back to Atlanta nervous about them thawing out. But I worried for nothing. The insulation from the feathers is amazing - if anything, I had trouble thawing them out for our study and had to use heat lamps for several hours to get them thawed out.'"

"So did the bird legs stick out of the back of the car?" Cassidy asked. "Could he get his car doors shut? Wouldn't he look funny driving down the road with flamingo legs sticking out of the back of the car. Maybe he could have put them on top of the car, like you do with your Christmas tree. Remember when the tree froze in the bucket of water and you had to drive home with a five gallon bucket hanging off the end of your tree?"

Sigh. This was worse than trying to explain things to Becca. At least her devious little

mind worked, after a fashion.

"Anyway, the scientist picked up one of the birds by its leg below the knee and he discovered that the body was very stable. Even when it was tipped from side to side, the knee and the hip didn't seem to budge. So that meant," I quickly went on because Cassidy's eyes were rolling back in her head, "the bird didn't need to use active muscle control to keep upright. The scientist said that was the 'Aha!' moment. If a dead flamingo could do it, so could a live bird."

"Wait a minute, that.." Cassidy began, but I interrupted her.

"But when they tried to put the cadaver flamingos in a two legged stance, the birds couldn't really stand up well. It required more effort from muscles to keep the bird upright."

"Wait a minute," Cassidy said again, "how can a dead flamingo, whatever that is, use muscles to stand upright?"

At that moment, Becca sauntered in.

"How's it going," she smirked. I glared at her.

"I think you should invest money in the company examining why flamingos can stand on one leg," she said. "When your fake knees give out you may not be able to afford two new ones. You may have to get around one legged. It's called a preexisting condition. Insurance companies won't like you." Becca's been watching the news again.

"Look, there's a rabbit outside. Let's bark at it," said Cassidy rushing up to the window. "It's got four legs just like me."

And that's why I don't talk with Cassidy very often.

WHAT'S NEW!!


From Hoffman:



And we have the BH&R in color Bison and Denim. Plus the smaller version of the horse in colors Tea Rose, Navy, Bison, and Peace.

M2790-372 Saddle

From Moda:



From Red Rooster:





From Moda:



From Alexander Henry:








From Moda:



From Hoffman:










From Red Rooster:



From Moda:






From Benartex:




More from Moda: just precuts right now. Bolts should arrive later.



fabric to come

we have layer cakes, charms & jelly rolls now.

fabric to come, goes with the animals



Fabric to come. We have jelly rolls, layer cakes & charms now.

This is a kit

May Classes and Special Events

Mod Dogs Mon. May 22 (or June 10) 1-5 \$20

This simple, modern quilt uses a jelly roll and fun background fabrics. You can piece the backgrounds, or use a "cheater" fabric. This is a great way to learn basics of fusing (the dogs are fused) and machine applique. Quick & easy quilt and uses precuts. What could be better!?

Jelly Roll Race Mon. May 29, 10:30-5 \$20

Read, set, stitch!. Using 1 jelly roll you can make a great quilt for a college student heading off to school in the fall. If graduation is in June, you can even present the quilt, all done, ready to go. It's that quick. It's a fun day of sewing, and I throw a few extra things into the quilt, just to make it interesting.

T-Shirt Class Sat. May 27 & June 24, 2-6 \$20

We'll help you choose your t-shirts, stabilize them, square them & sew them into a cherished memory quilt. We'll also help design each quilt to best showcase each t-shirt, no matter the size of the t-shirt.

Friday Nighters, 2nd to last Friday of the month And the last Friday of the Month 5:30-? \$10 Barb Boyer

This class will help you get organized for Christmas 2015 -- or just help you get things done. You give me a list of your "to dos" or unfinished projects you want to finish and then each month I check off what you've completed. Trust me. If you need incentive to stay on track, this is it. You can bring your sewing machine or do hand work.

May 2017

Sunday	Monday	Tuesday	Wednesday	Thursday	Friday	Saturday
	1	2	3	4 One Block Wonder 10-5	5 ^{Open} Sew1-4	6BOM 10:30-11:30 Eleanor Burns: Stars Across America 1-4 Monthly Mini 4-6
7 CLOSED	8	9	10 Full Moon Binding for Beginners 2-5	11 Knit Pickers' Club 6-8:30	12 All Things Halloween 1-4	13Embroidery Club 10-noon Fat Quarter Fun 1-6
14 Mother's Day	15 Fat Quarter Fun 1-6	16	17 Machine Applique 1-4	18 One Block Wonder 1-6	19 ^{Open} Sew1-4 Friday Nighters 5:30 -?	20 One Block Wonder 1-6
21	22 Mod Dogs 1-5	23	24	25	26 Friday Nighters 5:30 -? (Yes, I put it back for next Friday)	27 T-Shirt Quilt 2-6
28	29 Jelly Roll Race 10:30-5 Memorial Day	30	31			Color of the month: Neutrals-whites/beiges

June 2017

Sunday	Monday	Tuesday	Wednesday	Thursday	Friday	Saturday
				1 State Shop Hop Begins	2 Open Sew1-4	3 BOM 10:30-11:30 Get R' Done-Stitch Your Bindings Down! 1-4 Monthly Mini 4-6
4 CLOSED	5	6	7 Beginning Quilt 1-4	8 Knit Pickers' Club 6-8:30	9 All Things Christmas 1-4 Full Moon	10 Embroidery Club 10-noon Mod Dogs 1-6
11 Beginning Quilt 1-4	12	13	14 Beginning Quilt 1-4	15 Take 5 10-30-5	16 Open Sew1-4	17 Wildlife Quilt 10:230-5
18 Beginning Quilt 1-4 Father's Day	19	20	21 Beginning Quilt 1-4 Row by Row Begins	22 Take 5 10-30-5	23	24 T-Shirt Quilt 2-6
25 Beginning Quilt 1-4	26 English Paper Piecing 2-4	27	28 Beginning Quilt 1-4	29	30 Friday Nighters 5:30 -?	Color of the month: Brown

July 2017

Sunday	Monday	Tuesday	Wednesday	Thursday	Friday	Saturday
						1BOM 10:30-11:30 Get R' Done-Stitch Your Bindings Down! 1-4 Monthly Mini 4-6
2 Beginning Quilt 1-4	3 Jelly Roll Race 10:30-5	4 X-Block Flag 10-3 <u>Independence Day</u>	5 Beginning Quilt 1-4	6	7 All Things Halloween 1-4	8Embroidery Club 10- noon Fat Quarter Fun 1- 6 Turning 20 Full Moon
9 Beginning Quilt 1-4	10 Fat Quarter Fun 1-6 Turning 20	11	12 Beginning Quilt 1-4	13 Knit Pickers' Club 6-8:30	14	15
16	17	18	19	20	21 Open Sew1-4	22
23	24	25	26	27	28	29 Color of the month: Blue
30 Beginning Quilt 1-4	31 English Paper Piecing 2-4					

August 2017

Sunday	Monday	Tuesday	Wednesday	Thursday	Friday	Saturday
		1	2 Beginning Quilt 1-4	3	4 Open Sew1-4	5 BOM 10:30-11:30 Get R' Done-Stitch Your Bindings Down! 1-4 Monthly Mini 4-6
6 Beginning Quilt 1-4	7 Full Moon	8	9 Beginning Quilt 1-4	10 Knit Pickers' Club 6-8:30	11 All Things Christmas 1-4	12 Embroidery Club 10-noon
13 Beginning Quilt 1-4	14	15	16 Beginning Machine Quilting 1-4	17	18 Open Sew1-4	19 Solar Eclipse extravaganza: Day 1: Disappearing Sun quilt 10:30-5
20 Solar Eclipse extravaganza: Day 2: Reappearing Sun quilt 1-6	21 Solar Eclipse extravaganza: Day 3: Solar Eclipse quilt & road trip 8-5	22	23	24	25 Friday Nighters 5:30 -?	26 Counterpoint 10:30-5
27	28 English Paper Piecing 2-4	29	30	31		Color of the month: Black

HAND EMBROIDERY CLUB

If you want to learn to hand embroider or just brush up your technique, join us on the second Saturday of the month from 10 to noon. We provide free vintage patterns, and this year we will have free patterns of girls with hats, that you can embroider, embellish and color. Each month Kathy Sconce shows us a new stitch to try, plus, she guides us through thread choices, how to knot, fabrics to use, and tracing techniques.

Knit Pickin' Club

This is another get-together class to sit & knit, work on our projects, share information and get some help. We will share techniques, suggest patterns, but mainly we'll sit & knit (or pick).

Toad Toters

On full moon days (as noted in the calendar) you will get 20% off all purchases (not otherwise discounted) that you can fit in your bag. You must bring your bag to participate.

Full Moon Days: Jan 12, Feb 10, March 12, April 11, May 10.

Discount Policy

We will honor only one discount -- whichever is largest. You can't combine a 10% with a 25% discount to get a 35% discount. On this we can't be bribed.

Color of the Month

January purple, February red, March green, April yellow, May neutrals/beiges/whites.

Join the fun and come feel the difference of quality fabrics.

Happy quilting!

Sincerely, Barbara Boyer

Around the Block

307-433-9555

www.aroundtheblockquilts.com