



Around the Block  
QUILT SHOP

---

Check out the summer schedule. A few things have changed for May: Friday Nighters is moved up a week. Mod Dogs, Machine Applique, and Jelly Roll Race have been added to the schedule. I don't have all the descriptions written out yet, but most of the classes are self explanatory. And I think I have left out a couple of classes, but I'll fill in the blanks as I remember. Most of the classes this summer use precuts and quick techniques. After all, it's summer and we want to spend time outside, but we still have quilts to make!

May 12, 2017

Etiquette. We all know it exists and our moms and kindergarten teachers taught us well but we often don't employ those skills we were supposed to have learned so early in life.

Now, this would be a great jumping off point to talk about all of the etiquette gaffs that are occurring in Washington: Like never break up (insert: fire) someone by texting them (insert: telling the news media first so that the person being fired finds out via a television report). Always tell them in person. Or keep personal conversations and arguments off social networking sites (insert Twitter).

But I don't want to talk about Washington. I have too much fun watching the late night talk show hosts describe what is happening in D.C. And they frankly do a better job than I do. Although....okay, I won't go there.

No, instead I want to talk about the Duchess of Cambridge, Kate Middleton, because, of course, we're always fascinated by royalty.

Etiquette requires that when the Duchess (insert: royalty. Just being famous doesn't count) is at an event and she has to carry a clutch (insert: purse for all of us who aren't royalty) she holds it in both hands in front of her. Translation: If you don't want to shake hands, carry your clutch in both hands. But...if you do want to shake hands, you put your clutch in one hand. You never, never, tuck it under your arm, according to royal etiquette expert Myka Meier. Now Ms. Meier didn't explain why you don't stash your clutch under your arm pit, but hey, I've got a pretty good idea why. If I'm carrying a \$2,000 purse the last place I'd want to put it is under a sweaty part of my body.

Which brings me to the Duchess' gaff: When she was in Luxembourg, she was photographed with her clutch under her arm. And that gaff made the news.

On a similar note, okay, maybe not similar, but it is a segue, I watched a kid with a back back slung over his back cross the street in front of me. Tucked into a pocket in the bag he had some kind of whitish drink in a standard cup with plastic top & straw sticking out-looked like milk, but he was in his 20s, so who knows. With every step the

backpack jostled and the white drink slurped out of the cup. And down the back of his pants. I figured by the time he got home, he'd have no drink left-or at least the top half of the drink would be gone, all down his pants' legs. Etiquette probably demanded that I call this to his attention, but it was a busy street and he didn't look like he'd welcome comments on his appearance.

But when it comes to etiquette, Robert Fulghum's "All I Really Need to Know I Learned in Kindergarten," is probably the best guide we can ever have:

\*\* Share everything \*\* Play fair \*\* Don't hit people \*\* Put things back where you found them \*\* CLEAN UP YOUR OWN MESS \*\* Don't take things that aren't yours \*\* Say you're SORRY when you HURT somebody \*\* Wash your hands before you eat \*\* Flush \*\* When you go out into the world, watch out for traffic, hold hands, and stick together \*\* And then remember the Dick-and-Jane books and the first word you learned - the biggest word of all - LOOK.

And finally, a few words of wisdom from Mr. Fulghum: "Ignorance and power and pride are a deadly mixture, you know."

---

## WHAT'S NEW!!

From Red Rooster:





From Moda:



From Alexander Henry:








From Moda:


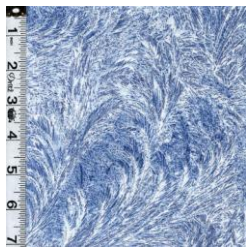


From Hoffman:












From Red Rooster:




From Moda:







From Benartex:




More from Moda: just precuts right now. Bolts should arrive later.



fabric to come




we have layer cakes, charms & jelly rolls now.



fabric to come, goes with the animals



Fabric to come. We have jelly rolls, layer cakes & charms now.



This is a kit

---

# May Classes and Special Events

**One Block Wonder Panel Quilt** Ongoing Thurs May 4 & 18; OR Sat May 20 1-4

## **Binding for Beginners** Wed. May 10, 2-5 \$20

Learn the standard, basic, tried & true method to put binding on quilts. You'll learn to cut and sew on a binding--so bring a small project to work on. You'll learn cutting techniques for bias and straight of grain binding. How to stitch it on, make the corners and the simple way to join the ends. Since this is the standard, every day kind of binding, you'll learn how to stitch it by hand on the back--but we'll talk about other methods.

## **Knit Pickers' Club** 2<sup>nd</sup> Thur. of the month, 6-8:30

Every second Thursday, we're getting together to practice our knitting. The Club is open to all skill levels. We want to share what we've learned, find new patterns, and simply just sit and knit. If you are in the Monday knitting classes, you can work on your project and get help, if you need it.

## **All Things Halloween!** 2<sup>nd</sup> Fridays every other month. 1-4 \$20/per class Barb Boyer & Sue Frerich

We will do 5 Halloween projects this year, including a full sized quilt, a table runner, an ornament, and other fun projects. You can pick and choose which projects you would like to do or sign up for all of them and get 1 class for free! **Third project: to be decided.**

## **Hand Embroidery Club** 2<sup>nd</sup> Sat. of the month, 10-noon FREE (but see below) Kathy Sconce (Club normally meets the 2nd Sat. of each month from 10-noon)

Starting this fall we are doing barns. If you want to participate, there will be a COST. The patterns is \$20 + \$12 for printing. Each month, I will print the barn on Transfer Ez for you. Bring your fabric and supplies (floss, hoop, scissors, etc), and we will sit & stitch on the blocks during class. Fabric requirements will be provided in the first class.

## **Fat Quarter Fun** Sat. May 13, OR Mon May 15 1-6 \$20 Barb Boyer & Sue Frerich

Every other month we will make a quilt using fat quarters (plus additional fabrics for borders). Three of the quilts will be from the same book, and the last 3 quilts will come from another book, maybe 2 books. Each quilt will employ a new cutting or sewing technique, just to keep it interesting! We will have limited kits of each quilt. We will offer these classes twice--pick your day, Saturday or Monday. **May's quilt is strip pieced cut apart block & sewn back together. Intrigued?** Books shows it done in blues, and that's how we've kitted it!

## **Machine Applique** Wed. May 17, 1-4 \$25

You will learn the basics of machine applique: statin (zig zag) stitch and the blanket/button hole stitch. You will learn how to get in and out of corners, points, and around curves. We will talk about different kinds of threads, fusibles and decorative stitches.

## **Mod Dogs** Mon. May 22 (or June 10) 1-5 \$20

This simple, modern quilt uses a jelly roll and fun background fabrics. You can piece the backgrounds, or use a "cheater" fabric. This is a great way to learn basics of fusing (the dogs are fused) and machine applique. Quick & easy quilt and uses precuts. What could be better!?

## **Jelly Roll Race** Mon. May 29, 10:30-5 \$20

Read, set, stitch!. Using 1 jelly roll you can make a great quilt for a college student heading off to school in the fall. If graduation is in June, you can even present the quilt, all done, ready to go. It's that quick. It's a fun day of sewing, and I through a few extra things into the quilt, just to make it interesting.

## Friday Nighters, 2nd to last Friday of the month 5:30-? \$10 Barb Boyer

This class will help you get organized for Christmas 2015 -- or just help you get things done. You give me a list of your "to dos" or unfinished projects you want to finish and then each month I check off what you've completed. Trust me. If you need incentive to stay on track, this is it. You can bring your sewing machine or do hand work.

### May 2017

Sunday	Monday	Tuesday	Wednesday	Thursday	Friday	Saturday
	<b>1</b>	<b>2</b>	<b>3</b>	<b>4 One Block Wonder 10-5</b>	<b>5</b> Open Sew1-4	<b>6</b> BOM 10:30-11:30 <b>Eleanor Burns: Stars Across America 1-4</b> <b>Monthly Mini 4-6</b>
7 CLOSED	<b>8</b>	<b>9</b>	<b>10 Full Moon Binding for Beginners 2-5</b>	<b>11 Knit Pickers' Club 6-8:30</b>	<b>12 All Things Halloween 1-4</b>	<b>13 Embroidery Club 10-noon</b> <b>Fat Quarter Fun 1-6</b>
14 <a href="#">Mother's Day</a>	<b>15 Fat Quarter Fun 1-6</b>	<b>16</b>	<b>17 Machine Applique 1-4</b>	<b>18 One Block Wonder 1-6</b>	<b>19</b> Open Sew1-4 <b>Friday Nighters 5:30 -?</b>	<b>20 One Block Wonder 1-6</b>
21	<b>22 Mod Dogs 1-5</b>	<b>23</b>	<b>24</b>	<b>25</b>	<b>26</b>	<b>27</b>
28	<b>29 Jelly Roll Race 10:30-5</b>  <a href="#">Memorial Day</a>	<b>30</b>	<b>31</b>			<b>Color of the month: Neutrals-whites/beiges</b>



**June 2017**

Sunday	Monday	Tuesday	Wednesday	Thursday	Friday	Saturday
				<b>1</b> State Shop Hop Begins	<b>2</b> Open Sew1-4	<b>3</b> BOM 10:30-11:30 Get R' Done-Stitch Your Bindings Down! 1-4 Monthly Mini 4-6
4 CLOSED	<b>5</b>	<b>6</b>	<b>7</b> Beginning Quilt 1-4	<b>8</b> Knit Pickers' Club 6-8:30	<b>9</b> All Things Christmas 1-4 Full Moon	<b>10</b> Embroidery Club 10-noon  Mod Dogs 1-6
<b>11</b> Beginning Quilt 1-4	<b>12</b>	<b>13</b>	<b>14</b> Beginning Quilt 1-4	<b>15</b> Take 5 10-30-5	<b>16</b> Open Sew1-4	<b>17</b> Wildlife Quilt 10:230-5
<b>18</b> Beginning Quilt 1-4  <a href="#">Father's Day</a>	<b>19</b>	<b>20</b>	<b>21</b> Beginning Quilt 1-4 Row by Row Begins	<b>22</b> Take 5 10-30-5	<b>23</b>	24
<b>25</b> Beginning Quilt 1-4	<b>26</b> English Paper Piecing 2-4	<b>27</b>	<b>28</b> Beginning Quilt 1-4	<b>29</b>	<b>30</b> Friday Nighters 5:30 -?	Color of the month: Brown

**July 2017**

<b>Sunday</b>	<b>Monday</b>	<b>Tuesday</b>	<b>Wednesday</b>	<b>Thursday</b>	<b>Friday</b>	<b>Saturday</b>
						<b>1BOM 10:30-11:30 Get R' Done-Stitch Your Bindings Down! 1-4 Monthly Mini 4-6</b>
<b>2 Beginning Quilt 1-4</b>	<b>3 Jelly Roll Race 10:30-5</b>	<b>4 X-Block Flag 10-3</b>  <a href="#"><u>Independence Day</u></a>	<b>5 Beginning Quilt 1-4</b>	<b>6</b>	<b>7 All Things Halloween 1-4</b>	<b>8Embroidery Club 10- noon Fat Quarter Fun 1- 6 Turning 20</b>  <b>Full Moon</b>
<b>9 Beginning Quilt 1-4</b>	<b>10 Fat Quarter Fun 1-6 Turning 20</b>	<b>11</b>	<b>12 Beginning Quilt 1-4</b>	<b>13 Knit Pickers' Club 6-8:30</b>	<b>14</b>	<b>15 T-shirt 10:30-4</b>
<b>16 Beginning Quilt 1-4</b>	<b>17</b>	<b>18</b>	<b>19 BeginningMachine Quilting 1-4 or 6-9</b>	<b>20</b>	<b>21 Open Sew1-4</b>	<b>22 T-shirt 10:30-4</b>
<b>23</b>	<b>24</b>	<b>25</b>	<b>26</b>	<b>27</b>	<b>28</b>	<b>29 Color of the month: Blue</b>
<b>30</b>	<b>31 English Paper Piecing 2-4</b>					

**August 2017**

<b>Sunday</b>	<b>Monday</b>	<b>Tuesday</b>	<b>Wednesday</b>	<b>Thursday</b>	<b>Friday</b>	<b>Saturday</b>
		<b>1</b>	<b>2</b> Beginning Quilt 1-4	<b>3</b>	<b>4</b> Open Sew1-4	<b>5</b> BOM 10:30-11:30 <b>Get R' Done-Stitch Your Bindings Down! 1-4</b> <b>Monthly Mini 4-6</b>
<b>6</b> Beginning Quilt 1-4	<b>7</b> Full Moon	<b>8</b>	<b>9</b> Beginning Quilt 1-4	<b>10</b> Knit Pickers' Club 6-8:30	<b>11</b> All Things Christmas 1-4	<b>12</b> Embroidery Club 10-noon
<b>13</b> Beginning Quilt 1-4	<b>14</b>	<b>15</b>	<b>16</b> Beginning Machine Quilting 1-4	<b>17</b>	<b>18</b> Open Sew1-4	<b>19</b> Solar Eclipse extravaganza: <b>Day 1: Disappearing Sun quilt 10:30-5</b>
<b>20</b> Solar Eclipse extravaganza: <b>Day 2: Reappearing Sun quilt 1-6</b>	<b>21</b> Solar Eclipse extravaganza: <b>Day 3: Solar Eclipse quilt &amp; road trip 8-5</b>	<b>22</b>	<b>23</b>	<b>24</b>	<b>25</b> Friday Nighters 5:30 -?	<b>26</b> Counterpoint 10:30-5
<b>27</b>	<b>28</b> English Paper Piecing 2-4	<b>29</b>	<b>30</b>	<b>31</b>		<b>Color of the month: Black</b>



\*\*\*\*\*

#### HAND EMBROIDERY CLUB

If you want to learn to hand embroider or just brush up your technique, join us on the second Saturday of the month from 10 to noon. We provide free vintage patterns, and this year we will have free patterns of girls with hats, that you can embroider, embellish and color. Each month Kathy Sconce shows us a new stitch to try, plus, she guides us through thread choices, how to knot, fabrics to use, and tracing techniques.

\*\*\*\*\*

#### Knit Pickin' Club

This is another get-together class to sit & knit, work on our projects, share information and get some help. We will share techniques, suggest patterns, but mainly we'll sit & knit (or pick).

#### Toad Toters

On full moon days (as noted in the calendar) you will get 20% off all purchases (not otherwise discounted) that you can fit in your bag. You must bring your bag to participate.

Full Moon Days: Jan 12, Feb 10, March 12, April 11, May 10.

#### Discount Policy

We will honor only one discount -- whichever is largest. You can't combine a 10% with a 25% discount to get a 35% discount. On this we can't be bribed.

#### Color of the Month

January purple, February red, March green, April yellow, May neutrals/beiges/whites.

Join the fun and come feel the difference of quality fabrics.

Happy quilting!

Sincerely, Barbara Boyer

Around the Block

307-433-9555

[www.aroundtheblockquilts.com](http://www.aroundtheblockquilts.com)