



Around the Block
QUILT SHOP

March 24, 2017

How smart are dogs? Don't ask Becca. She's got an opinion on everything, and besides, she's a little biased on the subject.

Don't ask the cat either. I once had a cat that liked to mess with my dogs' minds. This was a while ago when I had enough dogs to constitute a pack. I'd let the dogs out of their kennels for a run every evening. One night, the cat was also out for a run. Literally. She was running away from the pack of dogs. And when I noticed what was going on, it was too late for me to try to stop the dogs. But the cat knew what to do. She just stopped. I watched as the dogs plowed to a stop, running into each other and toppling over, just to miss running into the cat. It was hilarious. The cat, tail up in the air, casually walked away while the dogs milled around wondering what had just happened.

Lydia doesn't run much anymore, and she never did run away from Cassidy & Becca. She tolerates them because they give her tongue baths. And she can jump higher than they can reach, so when they are too much of a nuisance to her, she just jumps out & out of the way.

So back to the question, how smart are dogs? And actually, the question is more pointed: Can dogs lie? I think you have to be somewhat smart in order to lie. Given what's going on in Washington right now that's clearly a debatable point. And if you're not smart enough, you get caught up in your lies very quickly.

But can dogs lie? Well, someone has studied this very topic and has concluded, yes, dogs can lie. Marianne Heberlein studies dog cognition at the University of Zurich in Switzerland. She watched one of her dogs trick another by pretending to look at something interesting in the backyard. As soon as that dog got up to look, the other sneaked over & grabbed a prime sleeping spot.

I had a toy poodle when I was young and Topaz would steal all the dog toys from all the other dogs at Christmas. I found her hiding under a table with the other two dogs' toys plus her own. And she growled at me when I tried to redistribute things.

Now Becca is not above this kind of behavior. When I first got Becca her doggie bed, Cassidy decided that this little bed was the perfect size for her. Cassidy, up to this point, had avoided curling up in any bed that I had offered, opting instead to sleep right on the carpet. But once I got Becca a bed, Cassidy thought it was a great idea that she sleep in it instead.

So I got Cassidy a big dog bed. And Becca decided that the big bed was just right for her. So each night, it was a little like watching Goldilocks choose what bed she wanted to sleep in. Becca would get into the bedroom first and commandeer the big bed. Then Cassidy would come onto my bed for pats and Becca would abandon the big dog bed, and jump up next to me for good night pats. Cassidy would then steal off my bed, and claim the big dog bed for herself. Sometimes this little ploy/plan didn't work and

Cassidy would be relegated to curling up into a tight ball in order to fit into the little bed, while Becca was stretched out in the big bed.

So I would agree with Marianne Heberlein that dogs do practice deception on each other. But do they do it on people? She set up a study where dogs got to choose between three different boxes of treats-one box held a good treat, another box held a dry tasteless dog biscuit and the final box didn't hold any treats. The dogs were then paired with two different human companions. One partner would not give the dogs the treat when the dog took the human partner to the treat box. The other human partner would always give the dog the treat.

What Heberlein discovered was that the dogs quickly figured out to take the stingy human partner to the empty box. The dogs knew the human wouldn't share, so the best option was to always go to the empty box. With the human partner that would give the dog the treat, the dog went to the best treat box. The dogs figured out how to maximize the treat outcome, and Heberlein said they figured it out faster than other animals, like monkeys.

I know Becca and Cassidy have figured out how treats work. Even the cat knows that when it's time for bed, it's time for a treat. I've even figured it out. I get a bedtime snack as well. Most of the time my treat is a cough drop to cut through nasal congestion. But a treat's a treat.

And as for April, the giraffe? She's still pregnant.

Springtime in the Rockies 2016 Tote Bag Challenge! Viewer's Choice Prizes Awarded!

Our theme for this year is all about tote bags! Big ones, little ones, funny ones, short ones, tall ones. Design your own or use a commercial pattern. To participate, fill out an entry form and submit it to a participating quilt store with your tote bag by April 2. Totes will hang at the Springtime in the Rockies Shop Hop at the Ranch, April 7 & 8. Gift Basket Prizes awarded: \$75 1st; \$50 2nd; \$25 3rd. Totes and prizes can be collected from your participating shop after the show.

A few rules: Tote bag must be made by entrant. Tote bag must be made within the last 6 months. Please attach Part A to your tote bag.

Part A:

Name: _____ Phone: _____

Shop: _____

Address: _____

Part B: Keep this copy to redeem for your bag after the show.

Name: _____ Phone: _____ Shop: _____

Address: _____

What Wind? Contest

If we have to put up with the wind, might as well have a little fun.

Contest Rules: 1) Design a "What Wind?" 12" finished block. Blocks can be pieced, appliqued, embroidered-your choice. It must finish at 12" (which means, unfinished it will be 12 1/2"). Block must be provided.

2) Provide a written pattern.

3) Deadline: March 15--I'll move the deadline to April 15 because we've had so much wind. It blew the deadline away.

4) Blocks will be displayed in the shop and customers can vote for their favorite.

Now here's the fun part (if designing a block wasn't fun enough :))

Everyone who enters will be able to get the patterns from all the other entrants. Each entrant will also select a charity of her choice, to be written on a slip of paper & put into a bowl. On March 18, National Quilt Day, several things will happen: A Viewer's Choice Award of \$25 gift certificate will be awarded, patterns of all the blocks will be given to entrants, and we'll draw for the favorite charity.

My job, after the contest, will be to put together all blocks into a quilt. This quilt will then be given to the favorite charity as a raffle/fund raiser.

Make sense? All clear? It's Friday the 13th and all sorts of odd things have been happening, so I'm sure I left out some important detail. If you have questions, just ask.



A Challenge! Featuring 12 Bella Solids #modabellachallenge

To celebrate the 15th anniversary of Moda's Bella Solids Moda is hosting a challenge inspired by Moda's leader, Mark Dunn's, passion for textiles and love of color!

Entries should have a contemporary feel and must include **only 12 Bella Solids and a piece of each must be used.** Any type of piecing, quilting, embroidery, etc. may be used to create your masterpiece. We have all of the solids now and we have 2 fat quarter bundles and 3 1/2 yard bundles already cut.

Anyone can enter. Rules:

- Quilt must contain only the 12 Bella Solids and a piece of each must be used. Any type of piecing, quilting, embroidery, etc. can be used to create a masterpiece.
- Quilt(s) must measure 72 x 90.
- Quilt(s) must be an original design.
- Quilt must be quilted. No quilt tops will be accepted.
- Quilt must be labeled with Maker's and Quilter's name, city and contact information.
- Top 3 National winning quilt(s) will become the property of Moda Fabrics.

No limit to number of entries. International entries will be accepted.

Dates: February 1, 2017 - September 12, 2017

1. Digital image of quilt must be received no later than Tuesday, September 12. All the entries will be judged. Six finalists will be chosen.
2. Finalist quilts must be mailed at owner's expense to Moda home office in Dallas for final judging.
3. Moda will contact the 3 final winners on October 20th. The quilts will be on display in the Moda Fabrics booth during Fall Quilt Market, 2017.
4. The prize money will be considered the purchased price of the three winning quilts. They will become the property of Moda Fabrics.

The best for last:

***First Place - \$5,000**





***Second Place - \$3,000**

***Third Place - \$2,000**

* Purchase Awards - Quilts become the property of Moda Fabrics.

WHAT'S NEW!!





Tula Pink:



Stof:





Northcott:





Robert Kaufman:










From Moda--River Journey by Holly Taylor and Mixed Bag:





From Northcott:








From Hoffman:






From Red Rooster:






From Stof:
From Windham:



From Blank:



Anthology.





March Classes and Special Events

Tennessee Waltz quilt Sat. Mar 25, 10:30-5 \$20 Sue Frerich

This cute quilt uses 2 blocks, a snowball block and 54-40 or Fight block. The combination makes it look like you've pieced circles. The "circles" provide graceful movement throughout the quilt, just like a Tennessee Waltz. And by using a special ruler combination, the blocks go together quickly and easily.



English Paper Piecing 4th (or last) Mondays 2-4 Barb Boyer \$20 (fee per year)

Beginning Machine Applique Wed. Mar 29, 1-4 OR 6-9 \$25 Barb Boyer

So many quilts use applique these days. Learn the ins and outs of machine applique, from points to curves. We will practice

the button hole/blanket stitch, satin stitch, and you can also play around with your decorative stitches. Threads, fusibles and stabilizers will be discussed.

Wild Orchid Raven Quilt last Friday of the month ongoing, 2-4 \$20

This block of the month will feature a different raven block, from the Raven book by Blackbird Designs. You can hand applique the blocks, but class will show you how to trace the pieces, fuse them in place and applique around by machine.

Friday Nighters, last Friday of the month 5:30-? \$10 Barb Boyer

This class will help you get organized for Christmas 2015 -- or just help you get things done. You give me a list of your "to dos" or unfinished projects you want to finish and then each month I check off what you've completed. Trust me. If you need incentive to stay on track, this is it. You can bring your sewing machine or do hand work.

April Classes and Special Events

Block of the Month Sat. Apr. 3 10:30-11:15 FREE Barb Boyer

Join at any time. You get a free fat quarter if you come to class with the previous month's completed block. This year we're making a basket quilt. Each block will be a different basket. The challenge, if you choose to accept it, is to use plaids!

Eleanor Burns: Stars Across America 1st Sat of the month, OR 1st Mon of each month
Feb - July 1-4 \$25

Eleanor Burns has designed 12 quilt blocks, plus various pieced borders to go with each block, that celebrate 12 famous women, including Martha Washington, Harriot Tubman and Eleanor Roosevelt. Come learn their stories and piece their blocks, using traditional fabrics or make it modern and celebrate today's rising stars from designers like Tula Pink and Kathy Dougherty.

Monthly Minis First Saturday of the Month, Feb-Dec. 4-6 \$10 for the year (plus patterns or kits)

This year we are doing Holiday House, pre laser cut. Each kit will be app. \$40. These blocks can be made into a quilt, or kept separate as individual wall hangings.

SHOP HOP SPRINGTIME IN THE ROCKIES

APRIL 7-8 AT THE RANCH

Look for info in the Newsletter on the Tote Bag
contest

Hand Embroidery Club 2nd Sat. of the month, 10-noon FREE (but see below) Kathy Sconce
(Club normally meets the 2nd Sat. of each month from 10-noon)

Starting this fall we are doing barns. If you want to participate, there will be a COST. The patterns is \$20 + \$12 for printing. Each month, I will print the barn on Transfer Ez for you. Bring your fabric and supplies (floss, hoop, scissors, etc), and we will sit & stitch on the blocks during class. Fabric requirements will be provided in the first class.

Level 2: Machine Quilting Wed April 12, 1-4 or 6-9 \$25 Sue Frerich

You've learned the basics, now what do you do? Join Sue as she shows you how to add fun background filler patterns, feathers, leaves, and one of a kind designs that you can create.

Knit Pickers' Club 2nd Thur. of the month, 6-8:30

Every second Thursday, we're getting together to practice our knitting. The Club is open to all skill levels. We want to share what we've learned, find new patterns, and simply just sit and knit. If you are in the Monday knitting classes, you can work on your project and get help, if you need it.

All Things Christmas! 2nd Fridays every other month. 1-4 \$20/per class Barb Boyer & Sue Frerich

We will do 6 Christmas projects this year, including a full sized quilt, a table runner, an ornament, and other fun projects. You can pick and choose which projects you would like to do or sign up for all of them and get 1 class for free! Second project will be ornaments from Happy Hollow Designs. Kits will be available, but you must sign up early (a month ahead would be helpful) so I know how many kits to get.

Back Basting Wed. April 19, 1-3 Sandra Freeburg \$25

Back basting is a template free method of needle turn applique. No slippery freezer paper or chalked lines on top that never seem to get turned under quite right. This method is especially great for traveling, because your pieces will be basted onto your background -- no need for pins to get in the way. This class is great for beginners and all levels of appliquers. Don't let hand applique frustrate you. It's really easy and relaxing!

One Block Wonder Panel Quilt Thurs April 20 & May 4 & 18; OR Sat April 20, May 15 & 29.
1-4
\$25 Sue Frerich

You don't want to miss this class. The technique is called One Block Wonder and you need 7 panels for the quilt. Sue used a beautiful eagle print (keep your fingers crossed, we may be able to get 1 bolt). But we have lots of interesting panels that would make a fantastic One Block Wonder Panel Quilt. (I'm looking at the Star Wars panels...). The technique used is similar to a Stack & Whack quilt, but the difference is in how it is sewn together. This is truly a stunning quilt. You don't want to miss this class-and we're offering it twice!

Pillow Case Party Sun. April 23 1-4 FREE

If you've never made a pillow case, or just want some time to sew a pillow case, this class is for you. This is a great mother/daughter styled class and pillow cases make great presents!

English Paper Piecing 4th (or last) Mondays 2-4 Barb Boyer \$20 (fee per year)

Wild Orchid Raven Quilt last Friday of the month ongoing, 2-4 \$20

This block of the month will feature a different raven block, from the Raven book by Blackbird Designs. You can hand applique the blocks, but class will show you how to trace the pieces, fuse them in place and applique around by machine.

Friday Nighters, last Friday of the month 5:30-? \$10 Barb Boyer

This class will help you get organized for Christmas 2015 -- or just help you get things done. You give me a list of your "to dos" or unfinished projects you want to finish and then each month I check off what you've completed. Trust me. If you need incentive to stay on track, this is it. You can bring your sewing machine or do hand work.

March 2017

Sunday	Monday	Tuesday	Wednesday	Thursday	Friday	Saturday
			1 Beginning Quilt 6-8:30	2	3 Open Sew1-4	4 BOM 10:30-11:30 Eleanor Burns: Stars Across America 1-4 Monthly Mini 4-6
5 CLOSED	6 Eleanor Burns: Stars Across America 1-4	7	8 Beginning Quilt 6-8:30	9 Knit Pickers' Club 6-8:30	10 All Things Halloween-Witches Night Out 1-4	11 Embroidery Club 10-noon Fat Quarter Fun 1-6
12 Beginning Quilt 1-4 Full Moon	13 Fat Quarter Fun 1-6	14	15	16	17 Open Sew1-4	18 Lone Star 10:30-4
19 Beginning Quilt 1-4	20	21	22 Beginning Machine Quilting 1-4 OR 6-9	23	24	25 Tennessee Waltz 10:30-5
26	27 English Paper Piecing 2-4	28	29 Beginning Machine Applique 1-4 OR 6-9	30	31 Wild Orchid Raven Quilt 2-4 Friday Nighters 5:30 -?	Color of the month: Green

April 2017

Sunday	Monday	Tuesday	Wednesday	Thursday	Friday	Saturday
--------	--------	---------	-----------	----------	--------	----------

Color of the month: Yellow						1BOM 10:30-11:30 Eleanor Burns: Stars Across America 1-4 Monthly Mini 4-6
2 CLOSED	3 Eleanor Burns: Stars Across America 1-4	4	5	6	7 Shop Hop	8Shop Hop Embroidery Club 10-noon
9	10	11 Full Moon	12 Level 2 Machine Quilting 1-4 OR 6-9	13 Knit Pickers' Club 6-8:30	14 All Things Christmas 1-4 Good Friday	15 One Block Wonder 10-5
16 CLOSED Easter Sunday	17	18	19 Back Basting 1-3	20 One Block Wonder 10-5	21 Open Sew1-4	22
23 Pillow Case Party 1-4	24 English Paper Piecing 2-4	25	26	27	28 Friday Nighters 5:30 -?	29 One Block Wonder 10-4
30						

HAND EMBROIDERY CLUB

If you want to learn to hand embroider or just brush up your technique, join us on the second Saturday of the month from 10 to noon. We provide free vintage patterns, and this year we will have free patterns of girls with hats, that you can embroider, embellish and color. Each month Kathy Sconce shows us a new stitch to try, plus, she guides us through thread choices, how to knot, fabrics to use, and tracing techniques.

Knit Pickin' Club

This is another get-together class to sit & knit, work on our projects, share information and get some help. We will share techniques, suggest patterns, but mainly we'll sit & knit (or pick).

Toad Toters

On full moon days (as noted in the calendar) you will get 20% off all purchases (not otherwise discounted) that you can fit in your bag. You must bring your bag to participate.

Full Moon Days: Jan 12, Feb 10, March 12, April 11, May 10.

Discount Policy

We will honor only one discount -- whichever is largest. You can't combine a 10% with a 25% discount to get a 35%

discount. On this we can't be bribed.

Color of the Month

January purple, February red, March green, April yellow, May neutrals/beiges/whites.

Join the fun and come feel the difference of quality fabrics.

Happy quilting!

Sincerely, Barbara Boyer

Around the Block

307-433-9555

www.aroundtheblockquilts.com