



## What Wind? Contest

If we have to put up with the wind, might as well have a little fun.

**Contest Rules:** 1) Design a "What Wind?" 12" finished block. Blocks can be pieced, appliqued, embroidered--your choice. It must finish at 12" (which means, unfinished it will be 12 1/2"). Block must be provided.

2) Provide a written pattern.

3) **Deadline:** March 15--I'll move the deadline to April 15 because we've had so much wind. It blew the deadline away.

4) Blocks will be displayed in the shop and customers can vote for their favorite.

Now here's the fun part (if designing a block wasn't fun enough :))

Everyone who enters will be able to get the patterns from all the other entrants. Each entrant will also select a charity of her choice, to be written on a slip of paper & put into a bowl. On March 18, National Quilt Day, several things will happen: A Viewer's Choice Award of \$25 gift certificate will be awarded, patterns of all the blocks will be given to entrants, and we'll draw for the favorite charity.

My job, after the contest, will be to put together all blocks into a quilt. This quilt will then be given to the favorite charity as a raffle/fund raiser.

Make sense? All clear? It's Friday the 13th and all sorts of odd things have been happening, so I'm sure I left out some important detail. If you have questions, just ask.

March 10, 2017

Yesterday I found Becca with her bags packed & headed out the door. Yeah, I know. I wondered, too, where she bought her bags, because they were a lot nicer than mine. And newer. But I knew better than to ask. "So where do you think you're going, young lady?" I asked her. "Somewhere where the wind doesn't blow." "And that would be...where?"

"West."

"And how do you figure that going west will be better than here?"

"Well, the wind comes from the west, and if I can get to where the wind starts, I'll live on the other side."

"Okay. How to plan to get to this place?"

She looked at me like I was stupid. "I have four legs," she informed me. She picked up her bag by the handles and walked closer to the door.

I thought I would confuse her a bit. It's not tough.

"You know, Daylight Savings Time starts on Sunday. We'll lose an hour off the clocks."

She dropped the bag and stared at me.

"It's Daylight Saving Time," she said. I've said this before, I don't know where she gets her information.

"And," she continued--I sat down because I knew this was going to be a long lecture--"it's a myth that it was started to help the farmers. They actually lobbied against it. Although golf and barbeque activities have benefited. Ask your brother. In Omaha, with Daylight Saving Time in place, golfers can hit those little white balls way past 9 p.m. in the summer.

"It was first used in Canada in 1908 and we used it during WWI and WWII. But it wasn't until 1966 that it was officially put into place by the Uniform Time Act of 1966. And 70 countries use DST." She smiled. Actually, it's a more like a smirk because she can only lift one lip.

"Okay, miss smarty pants, did you know that if you go west you will cross a time zone and lose an hour?"

Becca thought about that for a minute.

"So if I take Lydia with me and go west this Sunday and cross a time zone, will I lose the cat, too?"

"Becca!"

## Springtime in the Rockies 2016 Tote Bag Challenge! Viewer's Choice Prizes Awarded!

Our theme for this year is all about tote bags! Big ones, little ones, funny ones, short ones, tall ones. Design your own or use a commercial pattern. To participate, fill out an entry form and submit it to a participating quilt store with your tote bag by April 2. Totes will hang at the Springtime in the Rockies Shop Hop at the Ranch, April 7 & 8. Gift Basket Prizes awarded: \$75 1<sup>st</sup>; \$50 2<sup>nd</sup>; \$25 3<sup>rd</sup>. Totes and prizes can be collected from your participating shop after the show. A few rules: Tote bag must be made by entrant. Tote bag must be made within the last 6 months. Please attach Part A to your tote bag.

Part A:

Name: \_\_\_\_\_ Phone: \_\_\_\_\_

Shop: \_\_\_\_\_

Address:-

---

Part B: Keep this copy to redeem for your bag after the show.

Name:-

Phone: \_\_\_\_\_ Shop:

Address:-

---



### A Challenge! Featuring 12 Bella Solids #modabellachallenge

To celebrate the 15th anniversary of Moda's Bella Solids Moda is hosting a challenge inspired by Moda's leader, Mark Dunn's, passion for textiles and love of color!

Entries should have a contemporary feel and must include **only 12 Bella Solids and a piece of each must be used.** Any type of piecing, quilting, embroidery, etc. may be used to create your masterpiece. We have all of the solids now and we have 2 fat quarter bundles and 3 1/2 yard bundles already cut.

Anyone can enter. Rules:

- Quilt must contain only the 12 Bella Solids and a piece of each must be used. Any type of piecing, quilting, embroidery, etc. can be used to create a masterpiece.
- Quilt(s) must measure 72 x 90.
- Quilt(s) must be an original design.
- Quilt must be quilted. No quilt tops will be accepted.
- Quilt must be labeled with Maker's and Quilter's name, city and contact information.
- Top 3 National winning quilt(s) will become the property of Moda Fabrics.

No limit to number of entries. International entries will be accepted.

Dates: February 1, 2017 - September 12, 2017

1. Digital image of quilt must be received no later than Tuesday, September 12. All the entries will be judged. Six finalists will be chosen.
2. Finalist quilts must be mailed at owner's expense to Moda home office in Dallas for final judging.
3. Moda will contact the 3 final winners on October 20th. The quilts will be on display in the Moda Fabrics booth during Fall Quilt Market, 2017.
4. The prize money will be considered the purchased price of the three winning quilts. They will become the property of Moda Fabrics.

The best for last:

**\*First Place - \$5,000**






**\*Second Place - \$3,000**

**\*Third Place - \$2,000**

\* Purchase Awards - Quilts become the property of Moda Fabrics.


## WHAT'S NEW!!

From Moda--River Journey by Holly Taylor and Mixed Bag:



From Northcott:








From Hoffman:



From Red Rooster:







'()\*+,-./0123456789:;<=>?#%&'@  
EFGHIRONMNOPQRSTRIP  
Z[\]^\_`abasteqponmlkjihVW  
am?xyz{|}~\*© sY!+fe; ±µ¶gfr  
%&\_x@çæHLJKLMstuvw pon  
o ðþ™C>,"'f1ñflBCDEFG{|}~\*  
'()\*+,-./0123456789:;<=>?#%&'@  
EFGHIRONMNOPQRSTRIP  
Z[\]^\_`abasteqponmlkjihVW




From Stof:




From Windham:






From Blank:





Anthology.







---

## March Classes and Special Events

### **Beginning Quilting ongoing, Mar 1,8 (6-9) OR 12, 19 (1-4)**

**All Things Halloween!** 2<sup>nd</sup> Fridays every other month. 1-4  
\$20/per class Barb Boyer & Sue Frerich

We will do 5 Halloween projects this year, including a full sized quilt, a table runner, an ornament, and other fun projects. You can pick and choose which projects you would like to do or sign up for all of them and get 1 class for free! **Second project is a wall hanging called "Witches Night Out."** We will have limited kits available for sale.



**Hand Embroidery Club** 2<sup>nd</sup> Sat. of the month, 10-noon FREE (but see below) Kathy Sconce

(Club normally meets the 2nd Sat. of each month from 10-noon)

Starting this fall we are doing barns. If you want to participate, there will be a COST. The patterns is \$20 + \$12 for printing. Each month, I will print the barn on Transfer Ez for you. Bring your fabric and supplies (floss, hoop, scissors, etc), and we will sit & stitch on the blocks during class. Fabric requirements will be provided in the first class.

**Fat Quarter Fun** Sat. Mar. 11, OR Mon Mar 13 1-6 \$20 Barb Boyer & Sue Frerich  
Every other month we will make a quilt using fat quarters (plus additional fabrics for borders). Three of the quilts will be from the same book, and the last 3 quilts will come from another book, maybe 2



books. Each quilt will employ a new cutting or sewing technique, just to keep it interesting! We will have limited kits of each quilt. We will offer these classes twice-pick your day, Saturday or Monday. **March's quilt is a fun log cabin/partial seam construction block.** Books shows it done in pastels, while Sue's quilt is bright batiks.

### **Hand Quilting Wed.** Mar. 15, 1-3 \$25 Sandra Freeburg

Hand quilting is an art that should not be lost. By the end of Sandra's class you will be hand quilting with confidence. Everyone has at least one special quilt that calls out for hand quilting. And there is nothing better than the feel of a hand quilted quilt. Do yourself a favor and learn this art that connects us to our past -- our mothers, grandmothers and great grandmothers.

### **NATIONAL QUILT DAY WE'LL HAVE SPECIALS AND DEMOS ALL DAY LONG**

**Lone Star** Sat. Mar 18 1:30-4 ongoing

### **Beginning Machine Quilting** Wed. Mar 22, 1-4 or 6-9 \$25 Sue Frerich

Be prepared to quilt! You will practice your quilting skills on various samples, using both your walking foot and darning foot. Batting, threads, needles and patterns will be discussed. Who knows? By the time you leave you may even be able to write/quilt your name!

### **Tennessee Waltz quilt** Sat. Mar 25, 10:30-5 \$20 Sue Frerich

This cute quilt uses 2 blocks, a snowball block and 54-40 or Fight block. The combination makes it look like you've pieced circles. The "circles" provide graceful movement throughout the quilt, just like a Tennessee Waltz. And by using a special ruler combination, the blocks go together quickly and easily.



**English Paper Piecing 4<sup>th</sup> (or last) Mondays** 2-4 Barb Boyer \$20 (fee per year)

### **Beginning Machine Applique** Wed. Mar 29, 1-4 OR 6-9 \$25 Barb Boyer

So many quilts use applique these days. Learn the ins and outs of machine applique, from points to curves. We will practice the button hole/blanket stitch, satin stitch, and you can also play around with your decorative stitches. Threads, fusibles and stabilizers will be discussed.

### **Wild Orchid Raven Quilt** last Friday of the month ongoing, 2-4 \$20

This block of the month will feature a different raven block, from the Raven book by Blackbird Designs. You can hand applique the blocks, but class will show you how to trace the pieces, fuse them in place and applique around by machine.

### **Friday Nighters, last Friday of the month** 5:30-? \$10 Barb Boyer

This class will help you get organized for Christmas 2015 -- or just help you get things done. You give me a list of your "to dos" or unfinished projects you want to finish and then each month I check off what you've completed. Trust me. If you need incentive to stay on track, this is it. You can bring your sewing machine or do hand work.

# March 2017

Sund ay	Mond ay	Tuesd ay	Wednesd ay	Thursd ay	Frida y	Saturda y
			<b>1</b> Beginning Quilt 6-8:30	<b>2</b>	<b>3</b> Open Sew1-4	<b>4</b> BOM 10:30- 11:30 Eleanor Burns: Stars Across America 1-4 Monthly Mini 4-6
<b>5</b> CLOSED	<b>6</b> Eleanor Burns: Stars Across America 1- 4	<b>7</b>	<b>8</b> Beginning Quilt 6-8:30	<b>9</b> Knit Pickers' Club 6-8:30	<b>10</b> All Things Hallowee n- Witches Night Out 1-4	<b>11</b> Embroid ery Club 10- noon Fat Quarter Fun 1-6
<b>12</b> Beginning Quilt 1-4 <b>Full Moon</b>	<b>13</b> Fat Quarter Fun 1-6	<b>14</b>	<b>15</b>	<b>16</b>	<b>17</b> Open Sew1-4	<b>18</b> Lone Star 10:30-4
<b>19</b> Beginning Quilt 1-4	<b>20</b>	<b>21</b>	<b>22</b> BeginningMachin e Quilling 1-4 OR 6-9	<b>23</b>	<b>24</b>	<b>25</b> Tennessee Waltz 10:30-5
<b>26</b>	<b>27</b> English Paper Piecing 2-4	<b>28</b>	<b>29</b> Beginning Machine Applique 1-4 OR 6-9	<b>30</b>	<b>31</b> Wild Orchid Raven Quilt 2-4 Friday Nighters 5:30 -?	<b>Color of the month: Green</b>

\*\*\*\*\*

## HAND EMBROIDERY CLUB

If you want to learn to hand embroider or just brush up your technique, join us on the second Saturday of the month from 10 to noon. We provide free vintage patterns, and this year we will have

free patterns of girls with hats, that you can embroider, embellish and color. Each month Kathy Sconce shows us a new stitch to try, plus, she guides us through thread choices, how to knot, fabrics to use, and tracing techniques.

\*\*\*\*\*

#### Knit Pickin' Club

This is another get-together class to sit & knit, work on our projects, share information and get some help. We will share techniques, suggest patterns, but mainly we'll sit & knit (or pick).

#### Toad Toters

On full moon days (as noted in the calendar) you will get 20% off all purchases (not otherwise discounted) that you can fit in your bag. You must bring your bag to participate.

Full Moon Days: Jan 12, Feb 10, March 12, April 11, May 10.

#### Discount Policy

We will honor only one discount -- whichever is largest. You can't combine a 10% with a 25% discount to get a 35% discount. On this we can't be bribed.

#### Color of the Month

January purple, February red, March green, April yellow, May neutrals/beiges/whites.

Join the fun and come feel the difference of quality fabrics.

Happy quilting!

Sincerely, Barbara Boyer

Around the Block

307-433-9555

[www.aroundtheblockquilts.com](http://www.aroundtheblockquilts.com)