


Spanish Castles Quilt Challenge


In July, I am traveling to Barcelona, Spain, to sing Verdi's Requiem. To help me kick off my adventure, I'm organizing a quilt challenge where we will make a quilt to be donated next year to the fund raising event for the Cheyenne Youth Symphony.



This is a four part quilt challenge. Part One: Starting July 1, enter the challenge by selecting 3 neutral fat quarters from our basket of neutrals (\$9). Your buy-in gets you the Spanish Castle Quilt Pattern. Part Two: You have one month to make your block. Return your completed block by August 1.

Part Three: Everyone who has entered the challenge and completed the block gets

to participate in the "mosaic" portion of the quilt. I will put the quilt top together and then draw a musical image (like a treble clef) on the top of the quilt. Everyone who has completed Part One & Two will have an opportunity to fuse a square of colorful fabric onto the quilt. Make sense? We will "color in" in the treble clef with colorful squares. I will then quilt the quilt and it will be donated the Cheyenne Youth Symphony for an auction at their fund raiser next year. (Quilt shown doesn't have the mosaic applique on it, yet)



So what about Part Four? Everyone who enters the challenge, is eligible for Part Four. To enter Part Four, you need to buy 2 fat quarters of colorful fabrics from our basket of colorful fats and one neutral fat quarter. With those fats construct up to two Spanish Castle blocks. Turn in your completed colorful block(s) and you will be entered into a drawing to win a selection of the blocks made by other quilters --each block gets you one entry. Make sense? Make up two colorful Spanish Blocks with the 3 fat quarters. Each block gets you one entry into the drawing. You may enter as many times as you like, but each entry requires you to buy three fat quarters from the colorful basket. Drawing winners will win up to 6 blocks (all depending on how many blocks get turned in). Multiple winners are possible. Timing is the same for this challenge: July 1-August 1.

It sounds like a lot of rules, but it's pretty simple. Make a neutral block, with fats purchased from the store, and help participate in making a quilt to be donated to the Cheyenne Youth Symphony. In addition, make a colorful block and put your name in for a drawing to win up to 6 blocks to make your own Spanish Castle quilt. Don't worry--we will color coordinate the blocks that are turned in.

Stay tuned for the pattern.



Around the  Block
QUILT SHOP



ROW BY ROW!

**Here is our Row! It's called, "Who Let the Horses
Out of the Barn."**

**The block with the horses is an elongated Hole in
the Barn Door block.**



Our new license plates. Plates are for sale now. Row By Row starts June 21!



June 23, 2017

"So when do I get my new dog house?" Becca asked.

"You don't use your old one. What makes you think you're going to get a new one?"

"Well, you're getting a whole new house and my house has a hole in its skylight, too."

So I should get a new house. It's only fair."

Becca is referring to the crack at the top of her Dogloo (a dog house shaped like an igloo, which she doesn't use) and to the hole in my house caused by a hail stone traveling at a thousand miles an hour which crashed into my skylight, shattering it. I'm kidding about the thousand miles an hour. I'm not kidding about the hail stone. Last week, my little area of Cheyenne got hit by a hail storm. I lost a windshield- actually, to be more accurate, I have a totaled car. I have this weird sense of loss even though the car is drivable. It's just dented to the tune of about \$6500. That's a lot of dents on a car that is not worth that much. I even have a whole in the top of the car, where a hail stone didn't just make a dent, it cratered the very fabric of the car. That I'm going to have to fix, or my car will turn into my dad's car: Dad drove my old Dodge Dart for years after I gave it up because it needed new U-joints and the trunk didn't latch and it had a hold in the trunk big enough for things to fall through. So Dad took it back (it was his to begin with), but never fixed anything. Over the years the ceiling/roof got set on fire (Dad said a neighborhood kid did it, but I always wondered if one of Dad's cigars had something to do with it) and the floorboards under the driver's side rusted away. You could see the pavement under your feet, prompting me to call it the Flintstone car. Which was pretty accurate in other ways as well, as the tires were always flat and Dad had to drive his other car to the local gas station to get a pumper upper to inflate the tires before he could drive the Dart. Why he didn't just get rid of it was beyond me. I finally insisted that I wouldn't drive him anymore to the gas station to get the inflator machine. I told him he either had to pedal it himself, like a Flintstone car, or buy new tires. He got new tires and complained that the tires were worth more than the car.

I am now driving that kind of car. My tires are new as of last fall and they are worth more than my car. And if I don't fix the hole, I will not be able to drive my car in a rain storm. And it will get very cold this winter. And I will have become my Dad. They say it happens to all kids, but I'm just not quite prepared to accept it.

But back to the hail storm When I got home, I noticed one of the skylights over the quilt room was broken-and when I got inside I discovered it had broken all the way through, leaving glass all over the floor, fabric, cutting table, and, unfortunately, my long arm quilting machine. A hurried call to a friend resulted in a tarp duct taped over my skylight hole.

Over the course of the next week or so, adjusters have assessed the damage and given estimates. I'm not getting a whole new house-Becca misunderstood. But I am getting new roofs, a new floor, new deck stains, new gutters, new windows, anew long arm machine, new patio furniture and, just for Becca, a new dog house. If I swing things right, I might be able to actually build the dog "greenhouse" for them. I just have to figure out where to put it.

So if I'm a little distracted it's because I'm trying to orchestrate clean up crews and building crews to get stuff fixed. My damage is minor and my insurance company is great. My friends have been great with their help. And the contractors I've lined up will work quickly and do a good job, I think. I hope. I've been talking to people who had hail damage last July, and they still don't have 1) windows, 2) roofs, 3) skylights and 4) siding or paint jobs. I'll be a basket case if I have to wait that long. And there will be no living with Becca.

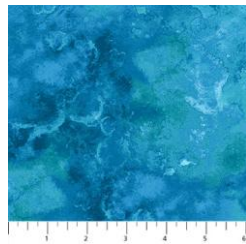




WHAT'S NEW!!

We have kings sized bats in packages, just arrived! Notions order has also come with patterns, thread, rulers, photo fabric (used to print photos on fabric), pearl cotton balls, prewound bobbins, and some what not.


From Blank:



From Northcott:



From Moda:





From Hoffman:







And we have the BH&R in color Bison and Denim. Plus the smaller version of the horse in colors Tea Rose, Navy, Bison, and Peace.

M2790-372 Saddle

From Moda:



From Moda:



From Benartex:



June Classes and Special Events (Check calendar below for dates & times)

1. Get R' Done--Stitch Your Bindings Down! Come on the first Saturdays from 1-4 and sit & stitch on your bindings. If you need help cutting, stitching deciding on color--this is the class for you. \$5 per class/Saturday.
2. Beginning Quilting starts June 7 from 1-4 OR June 11 1-4. Class is \$65. Class runs 8 weeks, with a break in July.
3. All Things Christmas: We are doing various small Christmas projects this year. \$20
4. Mod Dogs: June 10, 1-6. \$20. Fast Fun project using jelly rolls --and in my example, cheater fabric for the sides. You will learn machine applique for the dogs, which are fused onto a very fun fabric that is a linen/cotton blend with some metallic thrown in. \$20
5. Take 5, June 15 Or June 22 from 10:30-5. This is a fun, fast quilt--actually all summer we are doing fun fast quilts. This is a great quilt for a graduate, father's day gift, movie night quilt. \$20
6. Wildlife Quilt using Hoffman's Call of the Wild panel and a Mountain Peaks Creation pattern. June 17, 10:30-5. We have 3 kits left, so don't hesitate too long. The class will focus on how to fussy cut the panel to turn your quilt into a "looking through the window" styled quilt. \$20
7. T-Shirt Quilt, June 22 from 2-6. Learn how to prepare your t-shirts for your quilt. We will talk about scheduling another class to design your fantastic memory quilt. \$20
8. English paper piecing on June 26, 2-4. Come learn how to hand stitch using the English paper piecing method. It's an ongoing class, and class fee is \$20 for the year.
9. See the schedule for other classes: Friday Nighters, Knitting, Embroidery Club, Block of the Month, Monthly Minis, and Open sews.

June Classes and Special Events

June 2017

Sunday	Monday	Tuesday	Wednesday	Thursday	Friday	Saturday
				1 State Shop Hop Begins	2 Open Sew1-4	3 BOM 10:30-11:30 Get R' Done-Stitch Your Bindings Down! 1-4 Monthly Mini 4-6
4 CLOSED	5	6	7 Beginning Quilt 1-4	8 Knit Pickers' Club 6-8:30	9 All Things Christmas 1-4 Full Moon	10 Embroidery Club 10-noon Mod Dogs 1-6
11 Beginning Quilt 1-4	12	13	14 Beginning Quilt 1-4	15 Take 5 10-30-5	16 Open Sew1-4	17 Wildlife Quilt 10:30-5
18 Beginning Quilt 1-4 Father's Day	19	20	21 Beginning Quilt 1-4 Row by Row Begins	22 Take 5 10-30-5	23	24 T-Shirt Quilt 2-6
25 Beginning Quilt 1-4	26 English Paper Piecing 2-4	27	28 Beginning Quilt 1-4	29	30 Friday Nighters 5:30 -?	Color of the month: Brown

July 2017

Sunday	Monday	Tuesday	Wednesday	Thursday	Friday	Saturday
						1BOM 10:30-11:30 Get R' Done-Stitch Your Bindings Down! 1-4 Monthly Mini 4-6
2 Beginning Quilt 1-4	3 Jelly Roll Race 10:30-5	4 X-Block Flag 10-3 <u>Independence Day</u>	5 Beginning Quilt 1-4	6	7 All Things Halloween 1-4	8Embroidery Club 10- noon Fat Quarter Fun 1- 6 Turning 20 Full Moon
9 Beginning Quilt 1-4	10 Fat Quarter Fun 1-6 Turning 20	11	12 Beginning Quilt 1-4	13 Knit Pickers' Club 6-8:30	14	15
16	17	18	19	20	21 Open Sew1-4	22
23	24	25	26	27	28	29 Color of the month: Blue
30 Beginning Quilt 1-4	31 English Paper Piecing 2-4					

August 2017

Sunday	Monday	Tuesday	Wednesday	Thursday	Friday	Saturday
		1	2 Beginning Quilt 1-4	3	4 Open Sew1-4	5 BOM 10:30-11:30 Get R' Done-Stitch Your Bindings Down! 1-4 Monthly Mini 4-6
6 Beginning Quilt 1-4	7 Full Moon	8	9 Beginning Quilt 1-4	10 Knit Pickers' Club 6-8:30	11 All Things Christmas 1-4	12 Embroidery Club 10-noon
13 Beginning Quilt 1-4	14	15	16 Beginning Machine Quilting 1-4	17	18 Open Sew1-4	19 Solar Eclipse extravaganza: Day 1: Disappearing Sun quilt 10:30-5
20 Solar Eclipse extravaganza: Day 2: Reappearing Sun quilt 1-6	21 Solar Eclipse extravaganza: Day 3: Solar Eclipse quilt & road trip 8-5	22	23	24	25 Friday Nighters 5:30 -?	26 Counterpoint 10:30-5
27	28 English Paper Piecing 2-4	29	30	31		Color of the month: Black

HAND EMBROIDERY CLUB

If you want to learn to hand embroider or just brush up your technique, join us on the second Saturday of the month from 10 to noon. We provide free vintage patterns, and this year we will have free patterns of girls with hats, that you can embroider, embellish and color. Each month Kathy Sconce shows us a new stitch to try, plus, she guides us through thread choices, how to knot, fabrics to use, and tracing techniques.

Knit Pickin' Club

This is another get-together class to sit & knit, work on our projects, share information and get some help. We will share techniques, suggest patterns, but mainly we'll sit & knit (or pick).

Toad Toters

On full moon days (as noted in the calendar) you will get 20% off all purchases (not otherwise discounted) that you can fit in your bag. You must bring your bag to participate.

Full Moon Days: Jan 12, Feb 10, March 12, April 11, May 10.

Discount Policy

We will honor only one discount -- whichever is largest. You can't combine a 10% with a 25% discount to get a 35% discount. On this we can't be bribed.

Color of the Month

January purple, February red, March green, April yellow, May neutrals/beiges/whites.

Join the fun and come feel the difference of quality fabrics.

Happy quilting!

Sincerely, Barbara Boyer

Around the Block

307-433-9555

www.aroundtheblockquilts.com