



THE PONY EXPRESS COLLECTION

Northcott has collaborated with the Pony Express Museum in St. Joseph Missouri to create a fabric collection that honors this unique part of American history! The collection includes authentic replicas of artwork from the museum.

There is also a Pony Express pin with coordinating charms for each of the 8 states along the Pony Express route. We do have the pins, but they won't be available until 1) either I get back, so August 1, or 2) not until September when the Pony Express Event actually starts. I think I can sell the charms as soon as I get them, but I will keep you posted. There are a lot of rules.....

THE PONY EXPRESS BLOCK PARTY

Runs September 9th-24th, 2017

Exclusive to the States on the Pony Express Trail:

Missouri, Wyoming, Utah, Colorado, Nevada, California, Nebraska and Kansas

How it works:

Participating shops will offer a free block pattern that have been designed with the Pony Express Collection. Visit participating shops, get a sticker on your Block Party Postcard (we have those) and get your pattern. Once you have collected 12 different shop stickers you must be the first to present your fully stickered postcard at the 12th shop to be redeemed for a \$75 fabric prize. Each shop has one first entry \$75 fabric prize to distribute. If that shop has already handed out their first entry \$75 fabric prize, there are 5 runner-up charm prizes.

Go to the Northcott web site to see a listing of all the shops that are participating.

<http://www.northcott.com>

PONY EXPRESS QUILT CHALLENGE

Put your blocks to use and create a quilt with a minimum of 6 blocks from 6 different shops from the Pony Express Block Party. Take a picture and submit it to submissions@northcott.com by November 4th, 2017 for a chance to win one of three prizes from Northcott.

I'll have more information in the next couple of weeks. If you are curious, ask Jean to show you the press package from Northcott on the collection. And you can also go to northcott.com and see all of the rules, prizes, and challenges.

ROW BY ROW!

Here is our Row! It's called, "Who Let the Horses Out of the Barn."
The block with the horses is an elongated Hole in the Barn Door block.



July 28, 2017

It's all about the journey. Not the destination. Well maybe the destination plays a part. But planning for the journey and traveling to the destination sometimes is the most exciting part.

For example. I traveled to Decorah, Iowa, in 2014, to attend a choir concert. Now, this wasn't just any concert. We're talking 400 voices, multiple choirs, fantastic music, tremendous hall, and, the most important part, a friend was singing-she was a senior and this was her final concert. So I get on the plane - I'm traveling with her parents and we're flying from Denver to Minneapolis - and I unload my backpack, stuffing all my "things to do" into the seat pocket in front of me: Nook containing numerous books I-Pad for computer work, email and games, 2-3 magazines, a couple of embroidery projects with all accompanying threads, headphones, knitting with a couple of balls of yarn and needles, and a pen for the crossword puzzle in the inflight magazine. I might be kidding about the knitting. I look over at Carol and said, "Well I'm good for about 7 hours. How long's the flight?" You're probably way ahead of me here. Denver to Minneapolis is about 1 ½ hours. Carol just shook her head. Now, in case you're wondering, the destination -- the concert -- was marvelous.

But having things to do while trapped in a plane or in a car or on a bus is essential for the vacation. When I was 14, I traveled with 4 adults (parents and another couple) in a car from Omaha to Seattle. I didn't have a lot in common with the adults, being 14 years old. So a friend of mine gave me a box that she had decorated and filled with all sorts of things to do - but she told me I couldn't open it until at least 50 miles away from Omaha. I couldn't wait. The anticipation as to what was in the box was killing me. But I didn't open the box until we were on the road for at least 50 miles.

And inside was a crossword puzzle book, paper to draw and write on, pencils & pens, and other small books of puzzles to keep me occupied on the trip. It was wonderful. I still have that box, only now it is filled with bits and pieces of memories from vacations, school, and life in general.

So when I travel, I always take a "box" of things to do. I look forward to what I will read or knit or embroider or quilt on the way to the destination. For my current trip, I only planned on taking some English paper piecing. It's my "Spain" quilt. But, I am going to be in Omaha a couple of days and overnight in New Jersey, and 2 different plane trips, plus....So I've been adding to my things to do: I'm taking a simple mindless knitting project & 3 balls of yarn, and I'm taking 2 more English paper piecing projects, just in case. I've got my books loaded onto my Nook, a separate i-Pod with music, and I'm leaving the embroidery projects at home. Maybe. I might have room in my luggage.....

Spanish Castles Quilt Challenge


In July, I am traveling to Barcelona, Spain, to sing Verdi's Requiem. To help me kick off my adventure, I'm organizing a quilt challenge where we will make a quilt to be donated next year to the fund raising event for the Cheyenne Youth Symphony.



This is a four part quilt challenge. Part One: Starting July 1, enter the challenge by selecting 3 neutral fat quarters from our basket of neutrals (\$9). Your buy-in gets you the Spanish Castle Quilt Pattern. Part Two: You have 2 months (I changed it) to make your block. Return your completed block by September 1. You may make more than 1 from the 3 fats.

Part Three: Everyone who has entered the challenge & completed the block

gets to participate in the "mosaic" portion of the quilt. I will put the quilt top together and then draw a musical image (like a treble clef) on the top of the quilt. Everyone who has completed Part One & Two will have an opportunity to fuse a square of colorful fabric onto the quilt. Make sense? We will "color in" in the treble clef with colorful squares. I will then quilt the quilt and it will be donated the Cheyenne Youth Symphony for an auction at their fund raiser next year. (Quilt shown doesn't have the mosaic applique on it, yet.)



So what about Part Four? Everyone who enters the challenge, is eligible for Part Four. To enter Part Four, you need to buy 2 fat quarters of colorful fabrics from our basket of colorful fats and one neutral fat quarter. With those fats construct up to two Spanish Castle blocks. Turn in your completed colorful block(s) and you will be entered into a drawing to win a selection of the blocks made by other quilters --each block turned in gets you one entry. Make sense? Make up two colorful Spanish Blocks with the 3 fat quarters. Each block gets you

one entry into the drawing. You may enter as many times as you like, but for every 2 blocks, you have to buy three fat quarters from the colorful basket. Winners will win up to 6 blocks (all depending on how many blocks get turned in). Multiple winners are possible. Timing is the same for this challenge: July 1-September 1.


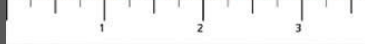



It sounds like a lot of rules, but it's pretty simple. Make a neutral block, with fats purchased from the store, and help participate in making a quilt to be donated to the Cheyenne Youth Symphony. In addition, make a colorful block and put your name in for a drawing to win up to 6 blocks to make your own Spanish Castle quilt. Don't worry--we will color coordinate the blocks that are turned in.




WHAT'S NEW!!


From Northcott: Pony Express: This will come during the week of July 17 or, and I emphasize or, July 24. There are also a couple of other bolts of blenders coming, but I don't remember which colors I ordered. I know I can reorder, but....new orders may not be available under October. Just so you know.









From Northcott: Note, some of this fabric will come next week: Up on a Roof top & Santa Claus is Coming to Town come next week:





Next ones are coming:








From Red Rooster:






From Hoffman:



© HOFFMAN FABRICS
CALIFORNIA INTERNATIONAL

We have kings sized bats in packages, just arrived! Notions order has also come with patterns, thread, rulers, photo fabric (used to print photos on fabric), pearl

cotton balls, prewound bobbins, and some what not.
From Hoffman:



**July Classes and Special Events
(Check calendar below for dates &
times)**

1. English paper piecing on July 31, 2-4. Come learn how to hand stitch using the English paper piecing method. It's an ongoing class, and class fee is \$20 for the year.

6. See the schedule for other classes: Friday Nighters, Knitting, Embroidery Club, Block of the Month, Monthly Minis, and Open sews.

7. Cora, July 22 10-noon(for discussion of fabric, cutting, etc); and July 29 10-4 (for how to put it together, quilting, etc). \$25 Sue Frerich is back!

July 2017						
Sunday	Monday	Tuesday	Wednesday	Thursday	Friday	Saturday
						1BOM 10:30-11:30 Get R' Done-Stitch Your Bindings Down! 1-4 Monthly Mini 4-6
2 Beginnin g Quilt 1- 4	3 Jelly Roll Race 10:30-5	4 X-Block Flag 10-3-- Postponed until pattern arrives Independenc e Day	5 Beginning Quilt 1-4	6	7 All Things Hallowee n 1-4	8Embroider y Club 10- noon Fat Quarter Fun 1-6 Turning 20 Full Moon
9 Beginning Quilt 1-4	10 Fat Quarter Fun 1-6 Turning 20	11	12 Beginning Quilt 1-4	13 Knit Pickers' Club 6-8:30	14	15

16	17	18	19	20	21 Open Sew1-4	22 Cora 10-noon
23	24	25	26	27	28	29 Cora 10-4
30 Beginnin g Quilt 1-4	31 English Paper Piecing 2-4					Color of the month: Blue

August 2017

Sunday	Monday	Tuesd ay	Wednesd ay	Thursd ay	Frida y	Saturday
		1	2 Beginning Quilt 1-4	3	4 Open Sew1-4	5 BOM 10:30-11:30 Cora 1-3 Monthly Mini 4-6
6 Beginning Quilt 1-4	7 Full Moon	8	9 Beginning Quilt 1-4	10 Knit Pickers' Club 6-8:30	11 All Things Christm as 1-4	12 Embroidery Club 10-noon Cora 1-6
13 Beginning Quilt 1-4	14	15	16 Beginning Machine Quilting 1-4	17	18 Open Sew1-4	19 Solar Eclipse extravaganza: Day 1: Disappearin g Sun quilt 10:30-5

20 Solar Eclipse extravaganza: Day 2: Reappearing Sun quilt 1-6	21 Solar Eclipse extravaganza: Day 3: Solar Eclipse quilt & road trip 8-5	22	23	24	25 Friday Nighters 5:30 -?	26 Counterpoint 10:30-5
27	28 English Paper Piecing 2-4	29	30	31		Color of the month: Black

HAND EMBROIDERY CLUB

If you want to learn to hand embroider or just brush up your technique, join us on the second Saturday of the month from 10 to noon. We provide free vintage patterns, and this year we will have free patterns of girls with hats, that you can embroider, embellish and color. Each month Kathy Sconce shows us a new stitch to try, plus, she guides us through thread choices, how to knot, fabrics to use, and tracing techniques.

Knit Pickin' Club

This is another get-together class to sit & knit, work on our projects, share information and get some help. We will share techniques, suggest patterns, but mainly we'll sit & knit (or pick).

Toad Toters

On full moon days (as noted in the calendar) you will get 20% off all purchases (not otherwise discounted) that you can fit in your bag. You must bring your bag to participate.

Full Moon Days: August 7.

Discount Policy

We will honor only one discount -- whichever is largest. You can't combine a 10% with a 25% discount to get a 35% discount. On this we can't be bribed.

Color of the Month

July: blue; August: black.

Join the fun and come feel the difference of quality fabrics.

Happy quilting!

Sincerely, Barbara Boyer

Around the Block

307-433-9555

www.aroundtheblockquilts.com