

CHRISTMAS IN JULY SALE! JULY 21-30

All Christmas fabrics are 20% off

We have a lot of new Christmas fabrics in the store. Some great new digital panels that can be lit up (don't have the lights in yet). Come check it out & get started on your Christmas projects!



Cora the Owl

Sue Frerich is back and teaching! We've put Cora the Owl back on the schedule. Sue is teaching it in July and again in August. We decided to try 2 different classes because 1) the July class is coming up fast; and 2) we are holding it during Frontier Days. This is a fun class that uses all sort of fun & unique (and not so unique) fabrics to create an animal--in this case Cora the Owl.



THE PONY EXPRESS COLLECTION

Northcott has collaborated with the Pony Express Museum in St. Joseph Missouri to create a fabric collection that honors this unique part of American history! The collection includes authentic replicas of artwork from the museum.

There is also a Pony Express pin with coordinating charms for each of the 8 states along the Pony Express route. We do have the pins, but they won't be available until 1) either I get back, so August 1, or 2) not until September when the Pony Express Event actually starts. I think I can sell the charms as soon as I get them, but I will keep you posted. There are a lot of rules.....

THE PONY EXPRESS BLOCK PARTY
Runs September 9th-24th, 2017

Exclusive to the States on the Pony Express Trail:
Missouri, Wyoming, Utah, Colorado, Nevada, California, Nebraska and Kansas

How it works:

Participating shops will offer a free block pattern that have been designed with the Pony Express Collection. Visit participating shops, get a sticker on your Block Party Postcard (we have those) and get your pattern. Once you have collected 12 different shop stickers you must be the first to present your fully stickered postcard at the 12th shop to be redeemed for a \$75 fabric prize. Each shop has one first entry \$75 fabric prize to distribute. If that shop has already handed out their first entry \$75 fabric prize, there are 5 runner-up charm prizes.

Go to the Northcott web site to see a listing of all the shops that are participating.
<http://www.northcott.com>

PONY EXPRESS QUILT CHALLENGE

Put your blocks to use and create a quilt with a minimum of 6 blocks from 6 different shops from the Pony Express Block Party. Take a picture and submit it to submissions@northcott.com by November 4th, 2017 for a chance to win one of three prizes from Northcott.

I'll have more information in the next couple of weeks. If you are curious, ask Jean to show you the press package from Northcott on the collection. And you can also go to northcott.com and see all of the rules, prizes, and challenges.

ROW BY ROW!

Here is our Row! It's called, "Who Let the Horses Out of the Barn."
The block with the horses is an elongated Hole in the Barn Door block.



July 21, 2017

You just can't have too many chicken stories. The word "chicken," BTW, is supposed to be one of the funniest words around. I think it has something to do with the C and K sounds. But other words like "cook" or "chink" or "cockle" or "chocker" aren't particularly funny, so maybe it does have something to do with the bird. But then,

again, "hockypuck" is pretty funny, but maybe that's just because Don Rickles called everyone that and he's a funny guy.

Apparently there are also funny numbers. Like 42, which is the answer to the "ultimate question of life, the universe, and everything," in The Hitchhiker's Guide to the Galaxy. But it took a huge computer, named Deep Thought, 7½ million years to compute this answer and by that time everyone had forgotten what the question was. Trust me. Read the book. It still won't make sense. Comedy writers have claimed that 32 and 23 are both funny numbers, at least funnier than the number 15. Weird Al thinks 37 is funny, and Barney on How I Met Your Mother thinks 83 is funny. But we were talking about chickens.

So I went to the feed store to get feed for my dogs and saw on the counter packages of "Happy Hen Treats." Yup. Treats for chickens. Now that's funny. But the treats were actually pretty creepy: mealworms. Dried meal worms. If you picked up a package, which I did, and moved the worms around, which I did, they kinda looked like they were alive - like something crawling out of a corpse on a CSI tv show. Okay, everyone just shudder now and shake it off.

Apparently treats for chickens are a big seller. Can't keep them on the shelves. So I was curious about who feeds treats to chickens. I mean I feed treats to the dogs & cat - it's a good way to get everyone into the bedroom at the same time at night. But chickens? Turns out lots of people give treats to their backyard hens. And for the same reason - to get them to come into the coop at night.

So chickens love treats. Who knew? I read about one woman who feeds her chickens left over spaghetti and yogurt for treats, although probably not at the same time. She also fed one of her hens scrambled eggs when it wasn't feeling well (according to her post, the chicken had a cracked egg inside). Okay, everyone shudder. Anyway, that to me seemed a little weird-actually both things seemed a little weird: the cracked egg inside and feeding the hen essentially cracked eggs. Almost cannibalistic. Kinda like feeding scrambled dog to my dogs. Okay, everyone shudder again.

Spanish Castles Quilt Challenge


In July, I am traveling to Barcelona, Spain, to sing Verdi's Requiem. To help me kick off my adventure, I'm organizing a quilt challenge where we will make a quilt to be donated next year to the fund raising event for the Cheyenne Youth Symphony.

This is a four part quilt challenge. Part One: Starting July 1, enter the challenge by selecting 3 neutral fat quarters from our basket of neutrals (\$9). Your buy-in gets you the Spanish Castle Quilt Pattern. Part Two: You have 2 months (I changed it) to make your block. Return your completed block by September 1. You may make more than 1 from the 3 fats.



Part Three: Everyone who has entered the challenge & completed the block

gets to participate in the "mosaic" portion of the quilt. I will put the quilt top together and then draw a musical image (like a treble clef) on the top of the quilt. Everyone who has completed Part One & Two will have an opportunity to fuse a square of colorful fabric onto the quilt. Make sense? We will "color in" in the treble clef with colorful squares. I will then quilt the quilt and it will be donated the Cheyenne Youth Symphony for an auction at their fund raiser next year. (Quilt shown doesn't have the mosaic applique on it, yet.)




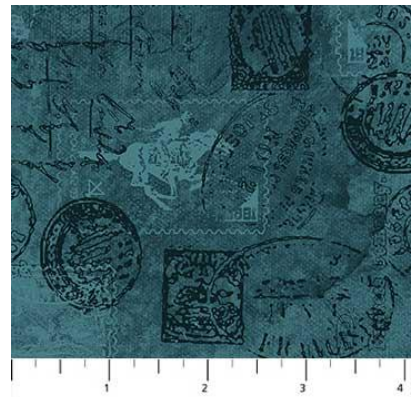
So what about Part Four? Everyone who enters the challenge, is eligible for Part Four. To enter Part Four, you need to buy 2 fat quarters of colorful fabrics from our basket of colorful fats and one neutral fat quarter. With those fats construct up to two Spanish Castle blocks. Turn in your completed colorful block(s) and you will be entered into a drawing to win a selection of the blocks made by other quilters --each block turned in gets you one entry. Make sense? Make up two colorful Spanish Blocks with the 3 fat quarters. Each block gets you one entry into the drawing. You may enter as many times as you like, but for every 2 blocks, you have to buy three fat quarters from the colorful basket. Winners will win up to 6 blocks (all depending on how many blocks get turned in). Multiple winners are possible. Timing is the same for this challenge: July 1-September 1.

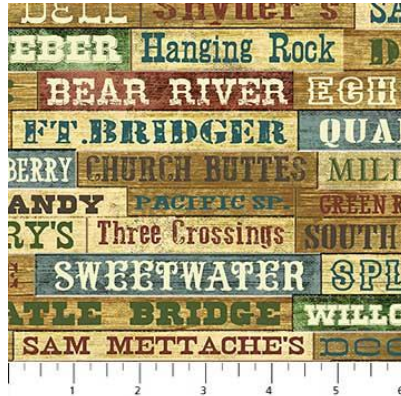


It sounds like a lot of rules, but it's pretty simple. Make a neutral block, with fats purchased from the store, and help participate in making a quilt to be donated to the Cheyenne Youth Symphony. In addition, make a colorful block and put your name in for a drawing to win up to 6 blocks to make your own Spanish Castle quilt. Don't worry--we will color coordinate the blocks that are turned in.



WHAT'S NEW!!


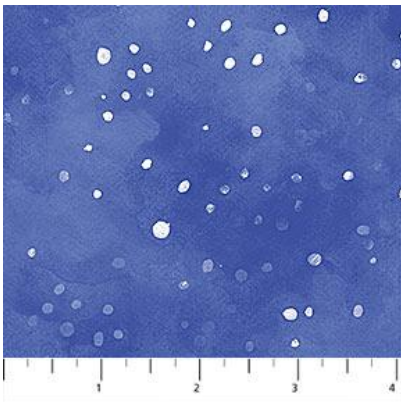


From Northcott: Pony Express: This will come during the week of July 17 or, and I emphasize or, July 24. There are also a couple of other bolts of blenders coming, but I don't remember which colors I ordered. I know I can reorder, but.....new orders may not be available under October. Just so you know.






From Northcott: Note, some of this fabric will come next week: Up on a Roof top & Santa Claus is Coming to Town should come next week:





Next ones are coming:









From Red Rooster:



From Hoffman:



We have kings sized bats in packages, just arrived! Notions order has also come with patterns, thread, rulers, photo fabric (used to print photos on fabric), pearl cotton balls, prewound bobbins, and some what not.
From Hoffman:



July Classes and Special Events (Check calendar below for dates & times)

1. English paper piecing on July 31, 2-4. Come learn how to hand stitch using the English paper piecing method. It's an ongoing class, and class fee is \$20 for the year.
6. See the schedule for other classes: Friday Nighters, Knitting, Embroidery Club, Block of the Month, Monthly Minis, and Open sews.
7. Cora, July 22 10-noon(for discussion of fabric, cutting, etc); and July 29 10-4 (for how to put it together, quilting, etc). \$25 Sue Frerich is back!

July 2017

Sunday	Monday	Tuesday	Wednesday	Thursday	Friday	Saturday
						1BOM 10:30-11:30 Get R' Done-Stitch Your Bindings Down! 1-4 Monthly Mini 4-6
2 Beginning Quilt 1-4	3 Jelly Roll Race 10:30-5	4 X-Block Flag 10-3-- Postponed until pattern arrives Independence Day	5 Beginning Quilt 1-4	6	7 All Things Halloween 1-4	8Embroidery Club 10- noon Fat Quarter Fun 1- 6 Turning 20 Full Moon
9 Beginning Quilt 1-4	10 Fat Quarter Fun 1-6 Turning 20	11	12 Beginning Quilt 1-4	13 Knit Pickers' Club 6-8:30	14	15
16	17	18	19	20	21 Open Sew1-4	22 Cora 10- noon
23	24	25	26	27	28	29 Cora 10-4
30 Beginning Quilt 1-4	31 English Paper Piecing 2-4					Color of the month: Blue

August 2017						
Sunday	Monday	Tuesday	Wednesday	Thursday	Friday	Saturday
		1	2 Beginning Quilt 1-4	3	4 Open Sew1-4	5 BOM 10:30-11:30 Cora 1-3 Monthly Mini 4-6
6 Beginning Quilt 1-4	7 Full Moon	8	9 Beginning Quilt 1-4	10 Knit Pickers' Club 6-8:30	11 All Things Christmas 1-4	12 Embroidery Club 10-noon Cora 1-6
13 Beginning Quilt 1-4	14	15	16 Beginning Machine Quilting 1-4	17	18 Open Sew1-4	19 Solar Eclipse extravaganza: Day 1: Disappearing Sun quilt 10:30-5
20 Solar Eclipse extravaganza: Day 2: Reappearing Sun quilt 1-6	21 Solar Eclipse extravaganza: Day 3: Solar Eclipse quilt & road trip 8-5	22	23	24	25 Friday Nighters 5:30 -?	26 Counterpoint 10:30-5
27	28 English Paper Piecing 2-4	29	30	31		Color of the month: Black

HAND EMBROIDERY CLUB

If you want to learn to hand embroider or just brush up your technique, join us on the second Saturday of the month from 10 to noon. We provide free vintage patterns, and this year we will have free patterns of girls with hats, that you can embroider, embellish and color. Each month Kathy Sconce shows us a new stitch to try, plus, she guides us through thread choices, how to knot, fabrics to use, and tracing techniques.

Knit Pickin' Club

This is another get-together class to sit & knit, work on our projects, share information and get some help. We will share techniques, suggest patterns, but mainly we'll sit & knit (or pick).

Toad Toters

On full moon days (as noted in the calendar) you will get 20% off all purchases (not otherwise discounted) that you can fit in your bag. You must bring your bag to participate.

Full Moon Days: August 7.

Discount Policy

We will honor only one discount -- whichever is largest. You can't combine a 10% with a 25% discount to get a 35% discount. On this we can't be bribed.

Color of the Month

July: blue; August: black.

Join the fun and come feel the difference of quality fabrics.

Happy quilting!

Sincerely, Barbara Boyer

Around the Block

307-433-9555

www.aroundtheblockquilts.com

Around the Block, 453 Vandehie Suite 120, Cheyenne, WY 82009

[SafeUnsubscribe™ office@wyomingnetwork.com](#)

[Forward this email](#) | [Update Profile](#) | [About our service provider](#)

Sent by barbboy@msn.com in collaboration with

Constant Contact 

Try it free today