



Around the **Block**
QUILT SHOP

Cora the Owl

Sue Frerich is back and teaching! We've put Cora the Owl back on the schedule. Sue is teaching it in July and again in August. We decided to try 2 different classes because 1) the July class is coming up fast; and 2) we are holding it during Frontier Days. This is a fun class that uses all sort of fun & unique (and not so unique) fabrics to create an animal--in this case Cora the Owl.



THE PONY EXPRESS COLLECTION

Northcott has collaborated with the Pony Express Museum in St. Joseph Missouri to create a fabric collection that honors this unique part of American history! The collection includes authentic replicas of artwork from the museum.

There is also a Pony Express pin with coordinating charms for each of the 8 states along the Pony Express route. We do have the pins, but they won't be available until 1) either I get back, so August 1, or 2) not until September when the Pony Express Event actually starts. I think I can sell the charms as soon as I get them, but I will keep you posted. There are a lot of rules.....

THE PONY EXPRESS BLOCK PARTY

Runs September 9th-24th, 2017

Exclusive to the States on the Pony Express Trail:

Missouri, Wyoming, Utah, Colorado, Nevada, California, Nebraska and Kansas

How it works:

Participating shops will offer a free block pattern that have been designed with the Pony Express Collection. Visit participating shops, get a sticker on your Block Party Postcard (we have those) and get your pattern. Once you have collected 12 different shop stickers you must be the first to present your fully stickered postcard at the 12th shop to be redeemed for a \$75 fabric prize. Each shop has one first entry \$75 fabric prize to distribute. If that shop has already handed out their first entry \$75 fabric prize, there are 5 runner-up charm prizes.

Go to the Northcott web site to see a listing of all the shops that are participating.
<http://www.northcott.com>

PONY EXPRESS QUILT CHALLENGE

Put your blocks to use and create a quilt with a minimum of 6 blocks from 6 different shops from the Pony Express Block Party. Take a picture and submit it to submissions@northcott.com by November 4th, 2017 for a chance to win one of three prizes from Northcott.

I'll have more information in the next couple of weeks. If you are curious, ask Jean to show you the press package from Northcott on the collection. And you can also go to northcott.com and see all of the rules, prizes, and challenges.

ROW BY ROW!

Here is our Row! It's called, "Who Let the Horses Out of the Barn."
The block with the horses is an elongated Hole in the Barn Door block.



July 14, 2017

The "three stooges" construction crew is at it again. I wrote about them about 3 years ago:

"So I'm driving down the road in front of the county court house and I spy these 4 guys, decked out in neon vests standing on the corner. As I watched, they walked out into the middle of the street and began an unintentional 3, or in this case, 4, Stooges routine. Or maybe Abbot and Costello. Or Buster Keaton. It was unintentional slap stick at its finest.

"One guy was carrying too many unstacked orange cones - a couple in his hands, others under his arm pits. A second guy was carrying a long pvc pipe on his shoulder. A third guy had a shovel and the fourth guy, clearly older and in charge, was carrying a clip board.

"No surprise, the first guy drops an orange cone and turns around to pick it up, swinging the other cones in a circle. The second guy steps away to avoid the cones and then turns around to watch the first guy pick up the dropped cone, swinging the long pvc pipe behind him and almost hitting the bearded guy with the clip board.

"The third guy, who was smart enough to avoid all of that, puts the shovel down, but then accidentally steps on it causing it to knock over an orange cone that the first guy had managed to drop in place around the sewer cover. The bearded guy with the clipboard starts shaking his head.

"And all of this occurred in the brief amount of time it took me to drive across the street, avoiding all 4 guys.

"And I'm thinking to myself, I bet these guys have never seen a Buster Keaton or Abbott & Costello movie. And they'd never admit they looked like the 3 Stooges."

This week, I encountered another disaster in the making road construction crew, this time right by Lions Park/entrance on 8th Ave. I'm not sure what was going on, but it looked a little like repaving.

So there are two big machines going back & forth along a stretch of pavement about 50 feet long on 8th Ave. It reminded me of a Mario Bros. video game. The guys driving the machines are only looking backward or forward - back & forth they go. They are relying on the three guys handling traffic to watch out for them. But they never actually look at the traffic flaggers.

The three traffic guys are watching the motorists, but not each other, and, more importantly, not the guys driving the big machines. And remember, there are 4 directions that need to be covered. No one is watching the west to east lane on 8th Ave where traffic is flowing and turning normally. Can you see where this is going?

As I pull up to the intersection, I see a car on the far side flip a U-turn, clearly the only one of us making a sensible decision in not wanting to cross the road. But this distracts the flagger on his side-actually, I can't call him a flagger because he's not carrying a flag. He's just waving his arms around. The arm waver turns his back on 8th Ave & the big machines going back & forth to watch the U-turn driver. I'll call him arm waver #1.

Arm waver #2 is blocking traffic on 8th heading west. He's watching arm waver #1 and the U-turn driver. I'm on Carey, heading south ready to cross 8th Ave. My guy, arm waver #3 & who has a cute little goatee, starts waving my line of cars across the road, just at the moment the guy driving one of the machines starts backing up & crossing the intersection. Arm waver #3 figures out what is happening when the car he signaled to cross puts the brakes on. Arm waver #3 wasn't watching the machine driver. And remember, the guys driving the machines aren't watching the arm wavers.

Fortunately, all of the car drivers are paying no attention to anyone other than the machine drivers, who, I've said, aren't paying any attention to anyone.

Long story short: 20 minutes later (I'm kidding, probably only 10 minutes and 4 cars trying to cross the road), 2 false starts, and a "weather eye" peeled to the Mario Bros. driver, I

crossed the road.

My suggestion: Avoid 8th Avenue from the airport to Frontier Park.

Spanish Castles Quilt Challenge

In July, I am traveling to Barcelona, Spain, to sing Verdi's Requiem. To help me kick off my adventure, I'm organizing a quilt challenge where we will make a quilt to be donated next year to the fund raising event for the Cheyenne Youth Symphony.



This is a four part quilt challenge. Part One: Starting July 1, enter the challenge by selecting 3 neutral fat quarters from our basket of neutrals (\$9). Your buy-in gets you the Spanish Castle Quilt Pattern. Part Two: You have 2 months (I changed it) to make your block. Return your completed block by September 1. You may make more than 1 from the 3 fats.

Part Three: Everyone who has entered the challenge & completed the block

gets to participate in the "mosaic" portion of the quilt. I will put the quilt top together and then draw a musical image (like a treble clef) on the top of the quilt. Everyone who has completed Part One & Two will have an opportunity to fuse a square of colorful fabric onto the quilt. Make sense? We will "color in" in the treble clef with colorful squares. I will then quilt the quilt and it will be donated the Cheyenne Youth Symphony for an auction at their fund raiser next year. (Quilt shown doesn't have the mosaic applique on it, yet.)






So what about Part Four? Everyone who enters the challenge, is eligible for Part Four. To enter Part Four, you need to buy 2 fat quarters of colorful fabrics from our basket of colorful fats and one neutral fat quarter. With those fats construct up to two Spanish Castle blocks. Turn in your completed colorful block(s) and you will be entered into a drawing to win a selection of the blocks made by other quilters --each block turned in gets you one entry. Make sense? Make up two colorful Spanish Blocks with the 3 fat quarters. Each block gets you one entry into the drawing. You may enter as many times as you like, but for every 2 blocks, you have to buy three fat quarters from the colorful basket. Winners will win up to 6 blocks (all depending on how many blocks get turned in). Multiple winners are possible. Timing is the same for this challenge: July 1-September 1.



It sounds like a lot of rules, but it's pretty simple. Make a neutral block, with fats purchased from the store, and help participate in making a quilt to be donated to the Cheyenne Youth Symphony. In addition, make a colorful block and put your name in for a drawing to win up to 6 blocks to make your own Spanish Castle quilt. Don't worry--we will color coordinate the blocks that are turned in.



WHAT'S NEW!!


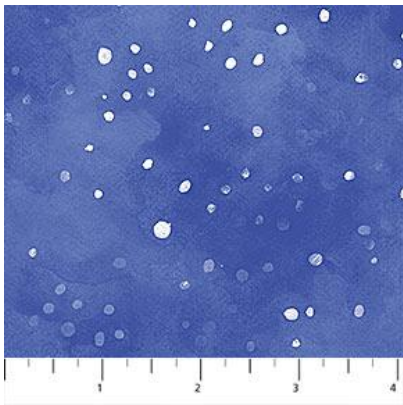

From Northcott: Pony Express: This will come during the week of July 17 or, and I emphasize or, July 24. There are also a couple of other bolts of blenders coming, but I don't remember which colors I ordered. I know I can reorder, but.....new orders may not be available under October. Just so you know.






From Northcott: Note, some of this fabric will come next week: Up on a Roof top & Santa Claus is Coming to Town should come next week:





Next ones are coming:








From Red Rooster:

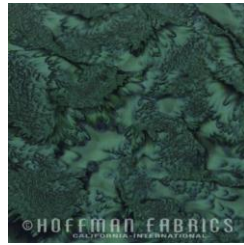


From Hoffman:

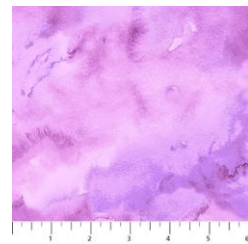
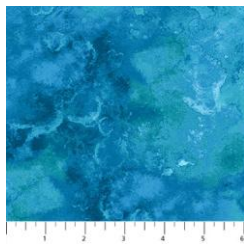





We have kings sized bats in packages, just arrived! Notions order has also come with patterns, thread, rulers, photo fabric (used to print photos on fabric), pearl cotton balls, prewound bobbins, and some what not.

From Hoffman:



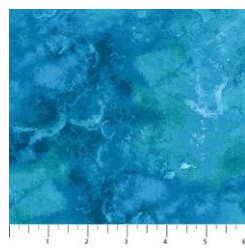



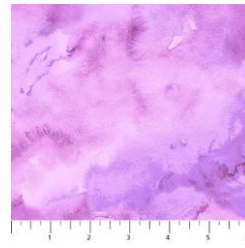
From Northcott:



From Blank:



From Northcott:



July Classes and Special Events (Check calendar below for dates & times)

1. Get R' Done--Stitch Your Bindings Down! Come on the first Saturdays from 1-4 and sit & stitch on your bindings. If you need help cutting, stitching deciding on color--this is the class for you. \$5 per class/Saturday.
2. Jelly Roll Race. July 3, 10:30-5. \$20. A fun, fast quilt that you will get completely sewn in class--or at least that's the plan.
3. All Things Halloween. A cute table runner from Happy Hollow Designs. \$20 plus kit.
4. Fat Quarter Quilt: Turning 20. Class on either July 8 or 10 from 1-6. \$20.
5. English paper piecing on June 26, 2-4. Come learn how to hand stitch using the English paper piecing method. It's an ongoing class, and class fee is \$20 for the year.
6. See the schedule for other classes: Friday Nighters, Knitting, Embroidery Club, Block of the Month, Monthly Minis, and Open sews.
7. Cora, July 22 10-noon(for discussion of fabric, cutting, etc); and July 29 10-4 (for how to put it together, quilting, etc). \$25 Sue Frerich is back!

July 2017

Sunday	Monday	Tuesday	Wednesday	Thursday	Friday	Saturday
						1BOM 10:30-11:30 Get R' Done-Stitch Your Bindings Down! 1-4 Monthly Mini 4-6
2 Beginning Quilt 1-4	3 Jelly Roll Race 10:30-5	4 X-Block Flag 10-3-- Postponed until pattern arrives <u>Independence Day</u>	5 Beginning Quilt 1-4	6	7 All Things Halloween 1-4	8Embroidery Club 10- noon Fat Quarter Fun 1- 6 Turning 20 Full Moon
9 Beginning Quilt 1-4	10 Fat Quarter Fun 1-6 Turning 20	11	12 Beginning Quilt 1-4	13 Knit Pickers' Club 6-8:30	14	15
16	17	18	19	20	21 Open Sew1-4	22 Cora 10- noon
23	24	25	26	27	28	29 Cora 10-4
30 Beginning Quilt 1-4	31 English Paper Piecing 2-4					Color of the month: Blue

August 2017

Sunday	Monday	Tuesday	Wednesday	Thursday	Friday	Saturday
		1	2 Beginning Quilt 1-4	3	4 Open Sew1-4	5 BOM 10:30-11:30 Cora 1-3 Monthly Mini 4-6
6 Beginning Quilt 1-4	7 Full Moon	8	9 Beginning Quilt 1-4	10 Knit Pickers' Club 6-8:30	11 All Things Christmas 1-4	12 Embroidery Club 10-noon Cora 1-6
13 Beginning Quilt 1-4	14	15	16 Beginning Machine Quilting 1-4	17	18 Open Sew1-4	19 Solar Eclipse extravaganza: Day 1: Disappearing Sun quilt 10:30-5
20 Solar Eclipse extravaganza: Day 2: Reappearing Sun quilt 1-6	21 Solar Eclipse extravaganza: Day 3: Solar Eclipse quilt & road trip 8-5	22	23	24	25 Friday Nighters 5:30 -?	26 Counterpoint 10:30-5
27	28 English Paper Piecing 2-4	29	30	31		Color of the month: Black

HAND EMBROIDERY CLUB

If you want to learn to hand embroider or just brush up your technique, join us on the second Saturday of the month from 10 to noon. We provide free vintage patterns, and this year we will have free patterns of girls with hats, that you can embroider, embellish and color. Each month Kathy Sconce shows us a new stitch to try, plus, she guides us through thread choices, how to knot, fabrics to use, and tracing techniques.

Knit Pickin' Club

This is another get-together class to sit & knit, work on our projects, share information and get some help. We will share techniques, suggest patterns, but mainly we'll sit & knit (or pick).

Toad Toters

On full moon days (as noted in the calendar) you will get 20% off all purchases (not otherwise discounted) that you can fit in your bag. You must bring your bag to participate.

Full Moon Days: August 7.

Discount Policy

We will honor only one discount -- whichever is largest. You can't combine a 10% with a 25% discount to get a 35% discount. On this we can't be bribed.

Color of the Month

July: blue; August: black.

Join the fun and come feel the difference of quality fabrics.

Happy quilting!

Sincerely, Barbara Boyer

Around the Block

307-433-9555

www.aroundtheblockquilts.com