

Spanish Castles Quilt Challenge


In July, I am traveling to Barcelona, Spain, to sing Verdi's Requiem. To help me kick off my adventure, I'm organizing a quilt challenge where we will make a quilt to be donated next year to the fund raising event for the Cheyenne Youth Symphony.



This is a four part quilt challenge. Part One: Starting July 1, enter the challenge by selecting 3 neutral fat quarters from our basket of neutrals (\$9). Your buy-in gets you the Spanish Castle Quilt Pattern. Part Two: You have 2 months (I changed it) to make your block. Return your completed block by September 1. You may make more than 1 from the 3 fats.

Part Three: Everyone who has entered the challenge & completed the block

gets to participate in the "mosaic" portion of the quilt. I will put the quilt top together and then draw a musical image (like a treble clef) on the top of the quilt. Everyone who has completed Part One & Two will have an opportunity to fuse a square of colorful fabric onto the quilt. Make sense? We will "color in" in the treble clef with colorful squares. I will then quilt the quilt and it will be donated the Cheyenne Youth Symphony for an auction at their fund raiser next year. (Quilt shown doesn't have the mosaic applique on it, yet.)



So what about Part Four? Everyone who enters the challenge, is eligible for Part Four. To enter Part Four, you need to buy 2 fat quarters of colorful fabrics from our basket of colorful fats and one neutral fat quarter. With those fats construct up to two Spanish Castle blocks. Turn in your completed colorful block(s) and you will be entered into a drawing to win a selection of the blocks made by other quilters --each block turned in gets you one entry. Make sense? Make up two colorful Spanish Blocks with the 3 fat quarters. Each block gets you one entry into the drawing. You may enter as many times as you like, but for every 2 blocks, you have to buy three fat quarters from the colorful basket. Winners will win up to 6 blocks (all depending on how many blocks get turned in). Multiple winners are possible. Timing is the same for this challenge: July 1-September 1.

It sounds like a lot of rules, but it's pretty simple. Make a neutral block, with fats purchased from the store, and help participate in making a quilt to be donated to the Cheyenne Youth Symphony. In addition, make a colorful block and put your name in for a drawing to win up to 6 blocks to make your own Spanish Castle quilt. Don't worry--we will color coordinate the blocks that are turned in.

Stay tuned for the pattern.





Around the **Block**
QUILT SHOP

Cora the Owl

Sue Frerich is back and teaching! We've put Cora the Owl back on the schedule. Sue is teaching it in July and again in August. We decided to try 2 different classes because 1) the July class is coming up fast; and 2) we are holding it during Frontier Days. This is a fun class that uses all sort of fun & unique (and not so unique) fabrics to create an animal--in this case Cora the Owl.



ROW BY ROW!

Here is our Row! It's called, "Who Let the Horses Out of the Barn."
The block with the horses is an elongated Hole in the Barn Door block.



July 7, 2017

I gotta tell you, it's not that easy finding stuff to write about each week.. Becca just thinks I pull this stuff out of my..... Well, we won't go there.


But if no one does anything especially silly, other than Trump, of course, then it's hard to find things to poke fun at.

And the internet has not been particularly helpful. It's only had the dreaded "lists": World's 25 wackiest beer tap handles, top 10 beers, 20 most intelligent dog breeds, 25 longest living dogs, 15 worst dog foods, 18 cleaning secrets from hotel maids, best pizza joint in each state-which is always a problem when you want to know Wyoming's best because you just can't skip to page 50-15 worst supermarkets...and that is just on today's headline list. I'm proud to say I didn't click on any of these. I don't care about beer handles, I know my dogs are the most intelligent, I have my favorite pizza joint and I think I've just been to the worst supermarket in town. So I don't need to waste my time clicking on those. No, I clicked on the Most Popular Fast Food Secret Menu Items Ever, but didn't get past the first page about a Burger King burger you can top with onion rings and barbeque sauce. I don't think so.

Then there is the ever popular Amelia Earhart photo that suggests she and her navigator survived the crash. You know, she supposedly crashed her plane in the Pacific Ocean in 1937, as she was trying to find and land on Howard Island. The picture that has been in the Smithsonian Archives for 70 years purportedly shows both Fred Noonan and Earhart on a dock in the Marshall Islands. Well, maybe it shows them. The conclusion to all of this is a History Channel special that examines her disappearance and suggests that this photo may indicate that she survived the crash. If so the speculation is she was captured by Japanese military. I'm not sure how that leap is made, but you probably gotta watch the special.

So instead, I will show you where I will be singing in the next couple of weeks:

La Seu de Manresa and the Palua de la Musica. Pretty places. And I'll tell you that I learned today that the "fugue" piece of Verdi's Requiem (what we are singing, btw) we are now expected to have it memorized. When I first heard the piece, I wrote to my friend (who is also singing with me) that I was going to skip the fugue. It just zips along, which is why our maestro wants us to memorize it. And a fugue, for all of you not into music folks, is like Row Row Row Your Boat on steroids. The choir splits into 2 choirs and 6-8 parts per choir.



So don't be surprised to find me mumbling words (in Latin) over the next few days. And we have to be especially good because at the Palua de la Musica performance, we are singing in front the World Symposium on Choral Music, being held in Barcelona while we are there. Apparently this work is not performed often and for many of the choral directors it will be the first time to hear Verdi's Requiem performed live. Whew. No pressure. I'm sure.



Wish me luck.




WHAT'S NEW!!

From Red Rooster:



From Hoffman:


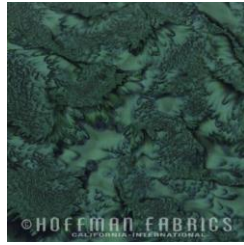






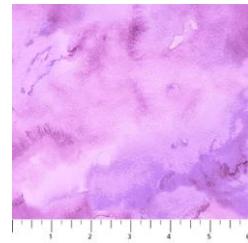
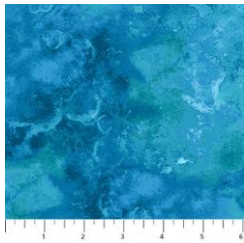



We have kings sized bats in packages, just arrived! Notions order has also come with patterns, thread, rulers, photo fabric (used to print photos on fabric), pearl cotton balls, prewound bobbins, and some what not.

From Hoffman:





From Northcott:

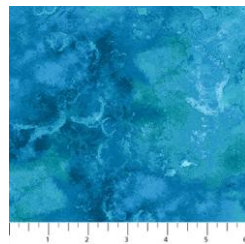






From Blank:







From Northcott:



From Moda:





July Classes and Special Events (Check calendar below for dates & times)

1. Get R' Done--Stitch Your Bindings Down! Come on the first Saturdays from 1-4 and sit & stitch on your bindings. If you need help cutting, stitching deciding on color--this is the class for you. \$5 per class/Saturday.
2. Jelly Roll Race. July 3, 10:30-5. \$20. A fun, fast quilt that you will get completely sewn in

class--or at least that's the plan.

3. All Things Halloween. A cute table runner from Happy Hollow Designs. \$20 plus kit.
4. Fat Quarter Quilt: Turning 20. Class on either July 8 or 10 from 1-6. \$20.

5. English paper piecing on June 26, 2-4. Come learn how to hand stitch using the English paper piecing method. It's an ongoing class, and class fee is \$20 for the year.

6. See the schedule for other classes: Friday Nighters, Knitting, Embroidery Club, Block of the Month, Monthly Minis, and Open sews.

7. Cora, July 22 10-noon(for discussion of fabric, cutting, etc); and July 29 10-4 (for how to put it together, quilting, etc). \$25 Sue Frerich is back!

July 2017

Sunday	Monday	Tuesday	Wednesday	Thursday	Friday	Saturday
						1BOM 10:30-11:30 Get R' Done-Stitch Your Bindings Down! 1-4 Monthly Mini 4-6
2 Beginning Quilt 1-4	3 Jelly Roll Race 10:30-5	4 X-Block Flag 10-3-- Postponed until pattern arrives <u>Independence Day</u>	5 Beginning Quilt 1-4	6	7 All Things Halloween 1-4	8Embroidery Club 10- noon Fat Quarter Fun 1- 6 Turning 20 Full Moon
9 Beginning Quilt 1-4	10 Fat Quarter Fun 1-6 Turning 20	11	12 Beginning Quilt 1-4	13 Knit Pickers' Club 6-8:30	14	15
16	17	18	19	20	21 Open Sew1-4	22 Cora 10- noon
23	24	25	26	27	28	29 Cora 10-4
30 Beginning Quilt 1-4	31 English Paper Piecing 2-4					Color of the month: Blue

August 2017

Sunday	Monday	Tuesday	Wednesday	Thursday	Friday	Saturday
		1	2 Beginning Quilt 1-4	3	4 Open Sew1-4	5 BOM 10:30-11:30 Cora 1-3 Monthly Mini 4-6
6 Beginning Quilt 1-4	7 Full Moon	8	9 Beginning Quilt 1-4	10 Knit Pickers' Club 6-8:30	11 All Things Christmas 1-4	12 Embroidery Club 10-noon Cora 1-6
13 Beginning Quilt 1-4	14	15	16 Beginning Machine Quilting 1-4	17	18 Open Sew1-4	19 Solar Eclipse extravaganza: Day 1: Disappearing Sun quilt 10:30-5
20 Solar Eclipse extravaganza: Day 2: Reappearing Sun quilt 1-6	21 Solar Eclipse extravaganza: Day 3: Solar Eclipse quilt & road trip 8-5	22	23	24	25 Friday Nighters 5:30 -?	26 Counterpoint 10:30-5
27	28 English Paper Piecing 2-4	29	30	31		Color of the month: Black

HAND EMBROIDERY CLUB

If you want to learn to hand embroider or just brush up your technique, join us on the second Saturday of the month from 10 to noon. We provide free vintage patterns, and this year we will have free patterns of girls with hats, that you can embroider, embellish and color. Each month Kathy Sconce shows us a new stitch to try, plus, she guides us through thread choices, how to knot, fabrics to use, and tracing techniques.

Knit Pickin' Club

This is another get-together class to sit & knit, work on our projects, share information and get some help. We will share techniques, suggest patterns, but mainly we'll sit & knit (or pick).

Toad Toters

On full moon days (as noted in the calendar) you will get 20% off all purchases (not otherwise discounted) that you can fit in your bag. You must bring your bag to participate.

Full Moon Days: Jan 12, Feb 10, March 12, April 11, May 10.

Discount Policy

We will honor only one discount -- whichever is largest. You can't combine a 10% with a 25% discount to get a 35% discount. On this we can't be bribed.

Color of the Month

January purple, February red, March green, April yellow, May neutrals/beiges/whites.

Join the fun and come feel the difference of quality fabrics.

Happy quilting!

Sincerely, Barbara Boyer

Around the Block

307-433-9555

www.aroundtheblockquilts.com